

March 31, 2022

The Honorable Sherri Ybarra
State Superintendent of Public Instruction
650 W. State Street, Room 200
Boise, Id 83720

Dear Superintendent Ybarra:

This letter is to certify the 2021 adjusted market value for the Boise School District, as required by section 63-315, Idaho Code. Attachments include the following:

- 1.) Tax Commission Rule 315, which describes procedures used in computing school district adjusted market value;
- 2.) Statistical information used in developing the adjusted market value; and
- 3.) Tax Commission rules 510 and 511, which indicate the titles of the property categories shown by number on the detailed report.

Urban renewal increment values were subtracted before computing actual and adjusted market values. As has been done for several years, value stratification was used to produce a ratio study deemed more representative of the distribution of property values in the school district. Additional supportive documentation again has been included. Complete listings of all sales used in the school district ratio study will be maintained by our agency and are available on request.

If you have any questions concerning this certification, please feel free to contact me at 334-7500, George Brown, the Division Administrator for the Property Tax Division, at 334-7733, or Alan Dornfest, who coordinated completion of this project, at 334-7742.

Sincerely,




Tom Katsilometes
Commissioner, State Tax Commission

cc. George Brown, Property Tax Division Administrator
Alan S. Dornfest, Property Tax Policy Bureau Chief
County Auditors and Assessors

Enclosure

Calculations of Adjusted Market Values

	CATEGORY	2021 ACTUAL MARKET VALUE	RATIO*	2021 ADJUSTED MARKET VALUE	
BOISE INDEPENDENT #1	1	2,060,800		2,060,800	
	2	0		0	
	3	694,800		694,800	
	4	234,100		234,100	
	5	4,303,350		4,303,350	
	6	19,200		19,200	
	7	0		0	
	8	0		0	
	9	25,500		25,500	
	10	22,663,855		22,663,855	
	11	7,294,700		7,294,700	
	12	71,607,031		76,107,839	
	13	5,396,600		5,396,600	
	14	6,544,400		6,544,400	
	15	653,903,643		698,724,739	
	16	3,810,000		3,810,000	
	17	19,091,500		19,091,500	
	18	43,658,800		43,658,800	
	20	8,850,857,965		9,502,699,749	
	21	2,159,219,520		2,243,864,833	
	22	324,238,000		334,611,630	
	25	270,100		270,100	
	26	606,569,870		665,646,759	
	27	453,855,100		469,219,699	
	30	7,400		7,400	
	31	31,805,400		31,805,400	
	32	2,467,700		2,467,700	
	33	11,663,500		11,663,500	
	34	82,442,649		84,299,611	
	35	7,909,800		7,909,800	
	36	8,318,600		8,318,600	
	37	978,706,629		1,033,686,338	
	38	5,990,200		5,990,200	
	39	18,123,300		18,908,474	
	40	13,261,800		13,261,800	
	41	12,699,560,344		13,462,593,201	
	42	5,556,798,718		5,650,885,969	
	43	868,719,200		879,527,027	
	44	0		0	
	45	21,531,000		21,531,000	
	46	13,558,316		15,588,733	
	47	0		0	
	48	25,791,527		29,492,344	
	49	0		0	
	50	2,859,500		3,293,975	
	51	72,212,800		72,212,800	
	55	0		0	
	56	72,507,100		72,507,100	
	57	0		0	
	59	484,084,100		484,084,100	
	62	0		0	
	63	0		0	
	64	0		0	
	65	64,263,727		74,028,023	
	66	0		0	
	68	155,178,900		155,178,900	
	69	0		0	
	70	0		0	
	71	10,694,700		10,694,700	
	72	7,174,500		7,174,500	
		Utility Value	508,694,112		508,694,112
		TOTALS:	34,960,644,356	0.9507	36,772,748,263



ADMINISTRATIVE RULES

IDAHO PROPERTY TAX ADMINISTRATIVE RULES

**UNOFFICIAL COPY EFFECTIVE 6/21/2021
IDAHO STATE TAX COMMISSION**

315. USE OF RATIO STUDY TO EQUALIZE BOISE SCHOOL DISTRICT (RULE 315).
Sections 63-315, 33-802(6), Idaho Code

01. Procedures for Boise School District Ratio Studies. The ratio study conducted by the Tax Commission to comply with the requirements of Section 63-315, Idaho Code, will be conducted in accordance with the "Standard on Ratio Studies" referenced in Rule 003 of these rules. The following specific procedures will be used. (4-2-08)

a. Information on property sales, which meet the requirements of arm's length and market value sales, will be obtained and assembled into samples representing various primary categories, described in Subsections 130.02 through 130.06 of these rules, and secondary categories, described in Rules 510, 511, and 512 of these rules, within designations defined in Subsection 315.02 of this rule in the Boise School District. Except when sales or appraisals must be added or deleted to improve representativeness, sales used will be those occurring within the Boise School District between October 1 of the year preceding the year for which adjusted market value is to be computed and September 30 of the year for which adjusted market value is to be computed. Each sale price is to be adjusted for time and compared to market value for assessment purposes for the year for which adjusted market value is to be computed, to compute ratios to be analyzed. The Tax Commission may use sales from extended time periods and may add appraisals when data is lacking. The Tax Commission may delete sales when necessary to improve representativeness. (4-2-08)

b. A ratio will be determined for each sale by dividing the market value for assessment purposes of the property by the adjusted sale price or appraised value. (7-1-98)

c. A statistical analysis is to be conducted for the sales and any appraisals in each property designation described in Subsection 315.02 of this rule in the Boise School District and appropriate measures of central tendency, uniformity, reliability, and normality computed. (4-2-08)

d. With the exception of any property designations with extended time frames or added appraisals, if fewer than five (5) sales and appraisals are available, no adjustment to the taxable value of the designation will be made. (7-1-98)

e. If there are five (5) or more sales and appraisals and it is determined with reasonable statistical certainty that the property designation is not already at market value for assessment purposes, an adjusted market value will be computed for the Boise School District by dividing the taxable value for the year for which adjusted market value is to be determined by the appropriate ratio derived from the ratio study. The appropriate ratio to be used will be the weighted mean ratio calculated from the sample for each designation, unless it can be clearly demonstrated that this statistic has been distorted by non-representative ratios. In this case the median may be substituted: (4-2-08)

f. Within the Boise School District, adjusted market value or taxable value for each primary and each applicable secondary category of real, personal and operating property will be summed to produce the total adjusted market value for the Boise School District. The Boise School District taxable value will then be divided by this adjusted market value to produce the overall ratio of assessment in the Boise School District. Statewide totals are to be calculated by compiling county totals. (4-2-08)

g. Urban renewal increment values will not be included in the taxable value or the adjusted market value for the Boise School District. Upon receipt of an urban renewal agency's resolution recommending the adoption of an ordinance for termination of a revenue allocation area by December 31 of a given year, the increment value in the immediate prior year will be included in the taxable value and the adjusted market value for the Boise School District. If the resolution is received prior to the first Monday in April, the actual value for the immediate prior year will be adjusted by adding the increment value. If any ratio study-based adjustments are warranted, as provided in this rule, they applies to the actual value including the increment value. If the resolution is received on or after the first Monday in April, but by September 1, a corrected certification of actual and adjusted values will be provided as soon as practical. (3-25-16)

h. "Reasonable statistical certainty," that the property designation in question is not at market value for assessment purposes, is required. Such certainty is tested using ninety percent (90%) confidence intervals about

the weighted mean or median ratios. If the appropriate confidence interval includes ninety-five percent (95%) or one hundred five percent (105%), there is not “reasonable statistical certainty” that the property designation is not at market value for assessment purposes. (3-30-01)

i. Primary and secondary categories subject to adjustment following the procedure outlined in this rule and ratio study designations from which measures of central tendency used for adjustments will be derived are:

Secondary Categories	Primary Categories	Ratio Study Designations
12, 15, 18, or 20	Vacant Residential Land	Residential
10, 12, 15, 18, 20, 26, 31, 34, 37, 40, 41, 46, 47, 48, or 50	Improved Residential Property	Residential
47, 49, or 65	Manufactured Home on Leased Land	Residential
11, 13, 14, 16, 17, 21, or 22	Vacant Commercial or Industrial Land	Commercial
11, 13, 14, 16, 17, 21, 22, 27, 33, 35, 36, 38, 39, 42, 43, or 51	Improved Commercial or Industrial Property	Commercial

(3-30-07)

j. For all secondary categories, described in Rule 510, 511, or 512 of these rules but not contained in the list in Paragraph 315.01.i. of this rule, adjusted market value will equal taxable value. (3-30-07)

k. "Appraisal" or "appraised value" refers to any Tax Commission provided independently conducted property appraisal. (7-1-98)

02. Use of Property Designations. In computing the ratio for the Boise School District, the Tax Commission will designate property as residential or commercial and will assign appropriate primary categories, described in Subsections 130.02 through 130.06 of these rules, and secondary categories, described in Rules 510, 511, and 512 of these rules, to these designations as shown in Paragraph 315.01.i. of this rule. For the Boise School District, adjusted market value will be computed by dividing the appropriate ratio ascertained for each of these designations into the sum of the taxable values for each primary and secondary category assigned to a designation. Except as provided in Subsection 315.06 of this rule, for the taxable value in any secondary category to be included in said sum, at least one (1) observation (sale or appraisal) from that secondary category must be present in the ratio study. If the ratio for any given designation in the Boise School District indicates that the market value for assessment purposes cannot be determined with reasonable statistical certainty to differ from statutorily required market value, the taxable value shown on the Boise School District abstract(s) required pursuant to Subsection 315.04 of this rule for each of the secondary categories included in that designation will be the adjusted market value for said designation for said school district. (4-2-08)

03. Assessor to Identify Boise School Districts. Each county assessor will identify for the Tax Commission which sales submitted for the ratio study are located within the Boise School District. (4-2-08)

04. Abstracts of Value for the Boise School District. Each applicable county auditor will provide to the Tax Commission abstracts of the taxable value of all property within the portion of the Boise School District in that county. These abstracts will be submitted in the same manner and at the same time as provided for county abstracts of value. (4-2-08)

05. Urban Renewal Increment and Exemption to be Subtracted. The taxable value of each primary or secondary category within the Boise School District will not include the value that exceeds the value on the base assessment roll in any urban renewal district pursuant to Chapter 29, Title 50, Idaho Code, and will not include the value of any property exempt from property tax. (4-11-15)

06. Exception from Requirement for at Least One Observation for Use of Secondary Category in Adjusted Value Determination. Properties identified as secondary categories 10 and 31 rarely sell separately from farms and therefore do not appear in any ratio study. However, the level of assessment typically is similar to that of other rural residential property, including property in secondary categories 12, 15, 34, and 37. For any ratio study where there is an adjustment to be made to the assessed values in the residential designation, such adjustment applies to any assessed value in secondary category 10, provided there is at least one (1) observation (sale) of property identified in either secondary category 12 or 15. Such adjustment will also be applied to any assessed value in secondary category 31, provided there is at least one (1) observation (sale) of property identified in either secondary category 34 or 37. (3-30-07)

07. Certification of Values. The values required to be certified to the county clerk by the first Monday in April each year under Section 63-315, Idaho Code, will be published on the Tax Commission's web site or provided in an alternate format on request by the first Monday in April each year to satisfy this required certification. (3-30-07)

08. Cross References. The primary categories are described in Subsections 130.02 through 130.06 of these Rules, and the secondary categories are described in Rules 510, 511, and 512 of these rules. The requirement to add increment value following dissolution of an urban renewal revenue allocation area is found in Section 33-802(6), Idaho Code. (3-25-16)

510. SECONDARY CATEGORIES FOR LAND - LISTING AND REPORTING (RULE 510).

Section 63-509, Idaho Code. County assessors will use the secondary categories described in the following subsections, indicated by numbers, to list land values on the valuation assessment notices under Sections 63-301 and 63-308, Idaho Code. County assessors will use these secondary categories described in the following subsections, indicated by numbers, and the secondary categories described in the following paragraphs, indicated by letters, to report land values to the Tax Commission on the abstracts under Section 63-509, Idaho Code, and Rule 509 of these rules. For all of the above listed functions, assign all appropriate secondary land categories to parcels of property put to multiple uses. (4-2-08)

01. Secondary Category 1 - Irrigated Agricultural Land. Irrigated land and only such irrigated land eligible for and granted the partial exemption for the current year's assessment roll as actively devoted to agriculture. (See Sections 63-604 and 63-602K, Idaho Code, and Rule 645 of these rules.) Only place land meeting the definition of "land actively devoted to agriculture" under Section 63-604, Idaho Code, or the requirements for "wildlife habitat" or "conservation agreement" under Section 63-605, Idaho Code, for the current assessment year in this secondary category. This irrigated land must be capable of and normally producing harvestable crops and may be located inside or outside the boundaries of a subdivision without restrictions on such use or the boundaries of an incorporated city. (3-30-07)

02. Secondary Category 2 - Irrigated Grazing Land. Irrigated land and only such irrigated land eligible for and granted the partial exemption for the current year's assessment roll as actively devoted to agriculture. (See Sections 63-604 and 63-602K, Idaho Code, and Rule 645 of these rules.) Only place land meeting the definition of "land actively devoted to agriculture" under Section 63-604, Idaho Code, or the requirements for "wildlife habitat" or "conservation agreement" under Section 63-605, Idaho Code, for the current assessment year in this secondary category. This irrigated land must be used for grazing and not normally capable of producing harvestable crops and may be located inside or outside the boundaries of a subdivision without restrictions on such use or the boundaries of an incorporated city. (3-30-07)

03. Secondary Category 3 - Non-Irrigated Agricultural Land. Land and only such land eligible for and granted the partial exemption for the current year's assessment roll as actively devoted to agriculture. (See Sections 63-604 and 63-602K, Idaho Code, and Rule 645 of these rules.) Only place land meeting the definition of "land actively devoted to agriculture" under Section 63-604, Idaho Code, or the requirements for "wildlife habitat" or "conservation agreement" under Section 63-605, Idaho Code, for the current assessment year in this secondary category. This non-irrigated land must be capable of and normally producing harvestable crops without man-made irrigation and may be located inside or outside the boundaries of a subdivision without restrictions on such use or the boundaries of an incorporated city. (3-30-07)

04. Secondary Category 4 - Meadow Land. Land and only such land eligible for and granted the partial exemption for the current year's assessment roll as actively devoted to agriculture. (See Sections 63-604 and 63-602K, Idaho Code, and Rule 645 of these rules.) Only place land meeting the definition of "land actively devoted to agriculture" under Section 63-604, Idaho Code, or the requirements for "wildlife habitat" or "conservation agreement" under Section 63-605, Idaho Code, for the current assessment year in this secondary category. This meadow land must be capable of lush production of grass and may be located inside or outside the boundaries of a subdivision without restrictions on such use or the boundaries of an incorporated city. (3-30-07)

05. Secondary Category 5 - Dry Grazing Land. Land and only such land eligible for and granted the partial exemption for the current year's assessment roll as actively devoted to agriculture. (See Sections 63-604 and 63-602K, Idaho Code, and Rule 645 of these rules.) Only place land meeting the definition of "land actively devoted to agriculture" under Section 63-604, Idaho Code, or the requirements for "wildlife habitat" or "conservation agreement" under Section 63-605, Idaho Code, for the current assessment year in this secondary category. This land must be capable of supporting grasses and not normally capable of supporting crops on regular rotation and may be located inside or outside the boundaries of a subdivision without restrictions on such use or the boundaries of an incorporated city. (3-30-07)

06. Secondary Category 6 - Productivity Forestland. All land and only such land designated by the owner for assessment, appraisal, and taxation under Section 63-1703(a), Idaho Code, for the current year's assessment roll. This land must be assessed as forest land under the productivity option and may be located inside or outside the

boundaries of an incorporated city. Also included is all land assessed under Section 63-1704, Idaho Code. (3-30-07)

07. **Secondary Category 7 - Bare Forestland.** All land and only such land designated by the owner for assessment, appraisal, and taxation under Section 63-1703(b), Idaho Code, for the current year's assessment roll. This land must be assessed as bare land with the yield tax option and may be located inside or outside the boundaries of an incorporated city. (3-30-07)

08. **Secondary Category 8.** Not presently used. (4-4-13)

09. **Secondary Category 9 - Patented Mineral Land.** All land used solely for mines and mining claims and only the part of such land not used for other than mining purposes for the current year's assessment roll. This land may be located inside or outside the boundaries of an incorporated city. See Section 63-2801, Idaho Code. (3-30-07)

10. **Secondary Category 10 - Homesite Land.** Rural non-subdivided land being utilized for homesites with secondary categories 1 through 9. Note: This land is always land with improvements located on it since land with no improvements should be in one (1) or more of categories 1 through 9. (4-2-08)

11. **Secondary Category 11 - Recreational Land.** Rural land used in conjunction with recreation but not individual homesites. (3-30-07)

a. **Secondary Category 11 - Vacant Recreational Land.** Vacant rural land used for recreational purposes but not individual homesites or in a properly recorded subdivision. (3-30-07)

b. **Secondary Category 11 - Improved Recreational Land.** Rural land with improvements, including exempt improvements, used for recreational purposes on that land but not individual homesites or in a properly recorded subdivision. (3-30-07)

12. **Secondary Category 12 - Rural Residential Tracts.** Rural residential land not in a properly recorded subdivision. (3-30-07)

a. **Secondary Category 12 - Vacant Rural Residential Tracts.** Vacant rural land used for residential purposes but not in a properly recorded subdivision. (3-30-07)

b. **Secondary Category 12 - Improved Rural Residential Tracts.** Rural land with improvements, including exempt improvements, used for residential purposes on that land but not in a properly recorded subdivision. (3-30-07)

13. **Secondary Category 13 - Rural Commercial Tracts.** Rural commercial land not in a properly recorded subdivision. (3-30-07)

a. **Secondary Category 13 - Vacant Rural Commercial Tracts.** Vacant rural land used for commercial purposes but not in a properly recorded subdivision. (3-30-07)

b. **Secondary Category 13 - Improved Rural Commercial Tracts.** Rural land with improvements, including exempt improvements, used for commercial purposes on that land but not in a properly recorded subdivision. (3-30-07)

14. **Secondary Category 14 - Rural Industrial Tracts.** Rural industrial land not in a properly recorded subdivision. (3-30-07)

a. **Secondary Category 14 - Vacant Rural Industrial Tracts.** Vacant rural land used for industrial purposes but not in a properly recorded subdivision. (3-30-07)

b. **Secondary Category 14 - Improved Rural Industrial Tracts.** Rural land with improvements, including exempt improvements, used for industrial purposes on that land but not in a properly recorded subdivision. (3-30-07)

15. **Secondary Category 15 - Rural Residential Subdivisions.** Rural residential land in a properly recorded subdivision. (3-30-07)

a. **Secondary Category 15 - Vacant Rural Residential Subdivisions.** Vacant rural land used for residential purposes and in a properly recorded subdivision. (3-30-07)

b. **Secondary Category 15 - Improved Rural Residential Subdivisions.** Rural land with improvements, including exempt improvements, used for residential purposes on that land and in a properly recorded subdivision. Also use this category for rural homesites within subdivisions when the remaining acreage qualifies as actively devoted to agriculture under Section 63-604, Idaho Code, or has been designated forestland under Chapter 17, Title 63, Idaho Code. (4-2-08)

16. **Secondary Category 16 - Rural Commercial Subdivisions.** Rural commercial land in a properly recorded subdivision. (3-30-07)

a. **Secondary Category 16 - Vacant Rural Commercial Subdivisions.** Vacant rural land used for commercial purposes and in a properly recorded subdivision. (3-30-07)

b. **Secondary Category 16 - Improved Rural Commercial Subdivisions.** Rural land with improvements, including exempt improvements, used for commercial purposes on that land and in a properly recorded subdivision. (3-30-07)

17. **Secondary Category 17 - Rural Industrial Subdivisions.** Rural industrial land in a properly recorded subdivision. (3-30-07)

a. **Secondary Category 17 - Vacant Rural Industrial Subdivisions.** Vacant rural land used for industrial purposes and in a properly recorded subdivision. (3-30-07)

b. **Secondary Category 17 - Improved Rural Industrial Subdivisions.** Rural land with improvements, including exempt improvements, used for industrial purposes on that land and in a properly recorded subdivision. (3-30-07)

18. **Secondary Category 18 - Other Land.** Land not compatible with other secondary categories. (3-30-07)

a. **Secondary Category 18 - Vacant Other Land.** Vacant land not compatible with other secondary categories. (3-30-07)

b. **Secondary Category 18 - Improved Other Land.** Land with improvements, including exempt improvements, on that land but not compatible with other secondary categories. (3-30-07)

19. **Secondary Category 19 - Waste.** Public Rights-of-Way includes roads, ditches, and canals. Use this secondary category to account for total acres of land ownership. Only list acres, not value, in this secondary category on the abstract. (3-30-07)

20. **Secondary Category 20 - Residential Lots or Acreages.** Land used for residential purposes and inside city limits. (3-30-07)

a. **Secondary Category 20 - Vacant Residential Lots Or Acreages.** Vacant land used for residential purposes and inside city limits. (3-30-07)

b. **Secondary Category 20 - Improved Residential Lots Or Acreages.** Land with improvements, including exempt improvements, used for residential purposes on that land and inside city limits. Also use this category for urban homesites when the remaining acreage qualifies as actively devoted to agriculture under Section 63-604, Idaho Code, or has been designated forestland under Chapter 17, Title 63, Idaho Code. (4-2-08)

21. **Secondary Category 21 - Commercial Lots or Acreages.** Land used for commercial purposes and inside city limits. (3-30-07)

a. **Secondary Category 21 - Vacant Commercial Lots Or Acreages.** Vacant land used for commercial purposes and inside city limits. (3-30-07)

b. **Secondary Category 21 - Improved Commercial Lots Or Acreages.** Land with improvements, including exempt improvements, used for commercial purposes on that land and inside city limits. (3-30-07)

22. **Secondary Category 22 - Industrial Lots or Acreages.** Land used for industrial purposes and inside city limits. (3-30-07)

a. **Secondary Category 22 - Vacant Industrial Lots Or Acreages.** Vacant land used for industrial purposes and inside city limits. (3-30-07)

b. **Secondary Category 22 - Improved Industrial Lots Or Acreages.** Land with improvements, including exempt improvements, used for industrial purposes on that land and inside city limits. (3-30-07)

23. **Secondary Category 25 - Common Area Vacant Land.** Common area vacant land not included in individual property assessments. (3-30-07)

24. **Secondary Category 45 - Utility System Vacant Land.** Vacant land used for locally assessed utility systems not under the jurisdiction of the Tax Commission for appraisal. (3-30-07)

25. **Secondary Category 57 - Equities In Vacant Land Purchased From the State.** For identification purposes under Section 63-211, Idaho Code, vacant land purchased from the state under contract. (3-30-07)

26. **Secondary Category 81 - Exempt Land.** Category 81 is for county use to keep an inventory, including acreage, of exempt land. (3-30-07)

27. **Cross Reference.** For descriptions of secondary categories used to list values for improvements, see Rule 511 of these rules, or used to list property values other than that for land or improvements, see Rule 512 of these rules. For the descriptions of primary categories and the assignment of secondary categories therein, see Subsections 130.02 through 130.06 of these rules. (3-30-07)

511. SECONDARY CATEGORIES FOR IMPROVEMENTS - LISTING AND REPORTING (RULE 511). Section 63-509, Idaho Code. County assessors will use the following secondary categories to list improved property values on the valuation assessment notice under Sections 63-301 and 63-308, Idaho Code, and to report improved property values to the Tax Commission on the abstracts under Section 63-509, Idaho Code, and Rule 509 of these rules. For all of the above listed functions, assign all appropriate secondary improvement categories to parcels of property put to multiple uses. (4-2-08)

01. **Secondary Category 25 - Common Area Land and Improvements.** Common area land and improvements on that land not included in individual property assessments. (3-30-07)

02. **Secondary Category 26 - Residential Condominiums.** Land and improvements included in individual assessments of condominiums or townhouses and used for residential purposes. (3-30-07)

03. **Secondary Category 27 - Commercial or Industrial Condominiums.** Land and improvements included in individual assessments of condominiums and used for commercial or industrial purposes. (3-30-07)

04. **Secondary Category 30 - Improvements.** Improvements, other than residential, located on secondary category 20. (3-30-07)

05. **Secondary Category 31 - Improvements.** Improvements used for residential purposes and located

- on secondary category 10. (3-30-07)
06. **Secondary Category 32 - Improvements.** Improvements, other than residential, located on secondary categories 1 through 12 and 15. (3-30-07)
07. **Secondary Category 33 - Improvements.** Improvements used in conjunction with recreation but not associated with homesites and located on secondary category 11. (3-30-07)
08. **Secondary Category 34 - Improvements.** Improvements used for residential purposes and located on secondary category 12. (3-30-07)
09. **Secondary Category 35 - Improvements.** Improvements used for commercial purposes and located on secondary category 13. (3-30-07)
10. **Secondary Category 36 - Improvements.** Improvements used for industrial purposes and located on secondary category 14. (3-30-07)
11. **Secondary Category 37 - Improvements.** Improvements used for residential purposes and located on secondary category 15. (3-30-07)
12. **Secondary Category 38 - Improvements.** Improvements used for commercial purposes and located on secondary category 16. (3-30-07)
13. **Secondary Category 39 - Improvements.** Improvements used for industrial purposes and located on secondary category 17. (3-30-07)
14. **Secondary Category 40 - Improvements.** Improvements located on secondary category 18. (3-30-07)
15. **Secondary Category 41 - Improvements.** Improvements used for residential purposes and located on secondary category 20. (3-30-07)
16. **Secondary Category 42 - Improvements.** Improvements used for commercial purposes and located on secondary category 21. (3-30-07)
17. **Secondary Category 43 - Improvements.** Improvements used for industrial purposes and located on secondary category 22. (3-30-07)
18. **Secondary Category 44.** Not presently used. (4-4-13)
19. **Secondary Category 45 - Utility System Land and Improvements.** Locally assessed land and improvements used as utility systems and not under the jurisdiction of the Tax Commission for appraisal. (3-30-07)
20. **Secondary Category 46 - Manufactured Housing.** Structures transportable in one (1) or more sections, built on a permanent chassis, for use with or without permanent foundation located on land under the same ownership as the manufactured home but assessed separate from the land. Include any manufactured home located on land under the same ownership as the manufactured home on which a statement of intent to declare as real property has been filed but becomes effective the following year. (3-30-07)
21. **Secondary Category 47 - Improvements to Manufactured Housing.** Additions not typically moved with manufactured housing. (3-30-07)
22. **Secondary Category 48 - Manufactured Housing.** Manufactured housing permanently affixed to land under the same ownership as the manufactured home and on which a statement of intent to declare as real property has been filed and has become effective. (3-30-07)
23. **Secondary Category 49 - Manufactured Housing.** Manufactured housing permanently affixed to

leased land and on which a statement of intent to declare as real property has been filed and has become effective. (3-30-07)

24. **Secondary Category 50 - Residential Improvements on Leased Land.** Improvements used for residential purposes and located on leased land, including railroad rights-of-way under separate ownership, exempt land, or any other land under different ownership than the improvements. (4-4-13)

25. **Secondary Category 51 - Commercial or Industrial Improvements on Leased Land.** Improvements used for commercial or industrial purposes and located on leased land, including railroad rights-of-way under separate ownership, exempt land, or any other land under different ownership than the improvements. (4-4-13)

26. **Secondary Category 57 - Equities in Land With Improvements Purchased From the State.** Land with the improvements on that land that are purchased from the state under contract. (3-30-07)

27. **Secondary Category 60.** Not presently used. (4-4-13)

28. **Secondary Category 61.** Not presently used. (4-4-13)

29. **Secondary Category 62.** Not presently used. (4-4-13)

30. **Secondary Category 65 - Manufactured Housing.** Manufactured housing not designated real property and located on exempt, rented or leased land under separate ownership. Include any manufactured home located on exempt, rented or leased land on which a statement of intent to declare as real property has been filed but becomes effective the following year. (3-30-07)

31. **Secondary Category 69 - Recreational Vehicles.** Unlicensed recreational vehicles. (3-30-07)

32. **Secondary Category 81 - Exempt Improvements.** Category 81 is for county use to keep an inventory of exempt improvements. (3-30-07)

33. **Cross Reference.** For descriptions of secondary categories used to list land values, see Rule 510 of these rules, or used to list property values other than that for land or improvements, see Rule 512 of these rules. For the descriptions of primary categories and the assignment of secondary categories therein, see Subsections 130.02 through 130.06 of these rules. (3-30-07)

**School District 1 – Adjustment Report
March 29, 2022**

The figures for Adjustment1 and value of Outliers for ADA County are in the table following this sheet.

**NOTE: ADJUSTMENTS ONLY TO ADA COUNTY
PORTION OF SCHOOL DISTRICT 1.**

**There were NO SALES in School District 1 in Boise County.
Boise County assessment roll data in School District 1 contains non-
studied categories or exempt properties.
There are NO ADJUSTMENTS to the values of the categories in
Boise County.**

These are the steps used for ADA County included in School District #1 for 2021:

If there are no sales in a particular category no adjustment will be given

If the Value of the Outliers is GREATER THAN \$0 for a category:

1. *Abstract Assessed Value for Abstract Category **minus** value of Outliers= Preliminary Assessed Value(1) for Abstract Category*
2. *Preliminary Assessed Value(1) for Abstract Category **divided by** Adjustment1 = Preliminary Assessed Value(2) for Abstract Category*
3. *Preliminary Assessed Value(2) for Abstract Category **plus** value of Outliers = Final Adjusted Assessed Value for Abstract Category (ADA COUNTY)*

If the Value of the Outliers is EQUAL TO \$0 for a category:

1. *Abstract Assessed Value for Abstract Category **divided by** Adjustment1 = Final Assessed Value for Abstract Category (ADA COUNTY)*

FINAL STEP:

Final Adjusted Assessed Value for Abstract Category (ADA COUNTY)
plus
Assessed Value for Abstract Category (BOISE COUNTY)
equals

***Final Adjusted Assessed Value for Abstract Category for BOISE
INDEPENDENT School District #1***

School District 1 – Adjustment Report
March 29, 2022

ADA COUNTY

Abstract Category	Adjustment1	Value of Outliers
11	1.000000	\$0
12	0.940566	\$0
13	1.000000	\$0
14	1.000000	\$0
15	0.935853	\$0
16	1.000000	\$0
17	1.000000	\$0
18	1.000000	\$9,468,700
20	0.931388	\$2,294,800
21	0.962277	\$0
22	0.968998	\$0
26	0.910585	\$4,942,300
27	0.967255	\$0
33	1.000000	\$0
34	0.977384	\$2,191,300
35	1.000000	\$0
36	1.000000	\$0
37	0.946812	\$0
38	1.000000	\$0
39	0.958475	\$0
40	1.000000	\$0
41	0.943322	\$0
42	0.983350	\$0
43	0.983539	\$222,955,300
46	0.869751	\$0
48	0.874516	\$0
50	0.868100	\$0
51	1.000000	\$0
65	0.868100	\$0

School District 1 - 2021 - Commercial Properties Analysis

Commercial Properties

Total AV	\$11,045,112,000
Average AV	\$1,580,809
Standard Deviation of AV	\$5,206,257

Commercial Value Group Statistics

Value Group	(Sold and Unsold) Average Assessed Value	(Sold and Unsold) Score of Assessed Value	Weighted Mean Sales Ratio	Stdev (Ratio)	(Sold and Unsold) 3 SD + = OUTLIER, Adjusted Total AV from data file without Outliers	Lower 90% CI around the Weighted Mean Ratio	Upper 90% CI around the Weighted Mean Ratio	Sales Counts from Current Ratio Study Data files	Sales - Outliers: Value, Z-Score of 3 or more	Sales - Outliers: Ratio, Z-Score of 3 or more	Total Sales Used by Value Group	
1	\$417,892	\$319,194	89.67%	20.01%	\$2,463,917.475	85.50%	93.94%	31	0	0	31	
2	\$2,055,615	\$927,293	97.25%	17.43%	\$2,206,749.300	89.93%	104.57%	16	0	0	16	
3	\$3,342,205	\$1,367,502	95.46%	20.19%	\$2,211,673.400	81.45%	109.47%	10	0	0	10	
4	\$13,433,198	\$3,818,976			\$2,189,611,200			0	0	0	0	
5	\$44,553,866	\$34,033,751			\$2,227,683,300			0	0	0	0	
Total Sales Available									107	0	0	107

A valid ratio study must contain at least five (5) sales.

See Combined (row 20).

Value Group	(Sold and Unsold) Parcel Count from data file	(Sold and Unsold) Total AV from data file	(Sold and Unsold) Adjusted Total AV from data file with Outlier (VGI)	(Sold and Unsold) 3 SD + = OUTLIER, Adjusted Total AV from data file without Outliers
1	5,297	\$2,209,994,800	\$2,463,917.475	\$2,463,917.475
2	1,073	\$2,206,749,300	\$2,206,749,300	\$2,206,749,300
3	414	\$2,211,673,400	\$2,211,673,400	\$2,211,673,400
4	153	\$2,189,611,200	\$2,189,611,200	\$2,189,611,200
5	50	\$2,227,683,300	\$2,227,683,300	\$2,227,683,300
		\$4,416,144,100	\$4,670,666,775	\$4,670,666,775

POPULATION (Sold and Unsold) Outlier Review - Based on Value

Value Group	# >3 SD	# >4 SD	# >5 SD	# >6 SD	# >7 SD	# >8 SD
1	0	0	0	0	0	0
2	0	0	0	0	0	0
3	0	0	0	0	0	0
4	0	0	0	0	0	0
5	1	1	1	1	1	1
\$ AV of Outliers		\$222,955,300	\$222,955,300	\$222,955,300	\$222,955,300	\$222,955,300

Value Group	# >9 SD	# >10 SD	# >15 SD
1	0	0	0
2	0	0	0
3	0	0	0
4	0	0	0
5	0	0	0
\$ AV of Outliers		\$0	\$0

Value of Outliers with Std. Score = 3

School District 1 - 2021 - Commercial Properties Analysis

Commercial
POPULATION (Sold and Unsold) Statistics

Average Assessed Value	\$1,580,809	Stddev of Assessed Value	\$5,206,257	Weighted Mean Sales Ratio	94.01%	Stddev (Ratio)	19.81%	Lower 90% CI around the Weighted Mean Ratio	88.62%	Upper 90% CI around the Weighted Mean Ratio	99.41%	Sales Counts from Current Ratio Study Data file	107	Sales that are Value Outliers, Z-Score of 3 or more	0	Sales that are Ratio Outliers, Z-Score of 3 or more	0
Parcel Count	6,987	Total AV	\$11,046,112,000									Sales Used	107				

# >3 SD	80	# >4 SD	56	# >5 SD	39	# >6 SD	27	# >7 SD	18	# >8 SD	14
\$ AV of Outliers	\$2,818,911,800	\$2,383,852,100	\$1,949,180,400	\$1,586,822,900	\$1,271,029,000	\$1,111,602,600					
# >9 SD	10	# >10 SD	10	# >15 SD	4	# >20 SD	3	# >30 SD	1	# >40 SD	1
\$ AV of Outliers	\$925,610,400	\$925,610,400	\$573,055,800	\$473,804,300	\$222,955,300	\$222,955,300					

Value of Outliers with Std. Score >= 3
\$2,818,911,800

Commercial Properties
Sales

Challenges in Ratio Study	Absent/Contingency	Total AV	Average AV #DIV/0!	Standard Deviation AV	Sales Count	Sales Count of Value Outlier Removed used in Value Group Studier	Sales Count after Value Outlier Removed used in Value Group Studier	Sales Count of Value Group Outlier Removed - Count Used in Population Study	Sales Count after Value Outlier Removed - Count Used in Population Study
17	17	\$0	#DIV/0!	\$0	0	0	0	0	0
21	21	\$5,049,500	\$241,125	\$386,621	12	0	12	0	12
22	22	\$2,111,800	\$96,000	\$22,898	1	0	1	0	1
27	27	\$4,665,800	\$172,809	\$133,721	18	0	18	0	18
1838	98	\$0	#DIV/0!	\$0	0	0	0	0	0
2142	42	\$33,252,300	\$791,487	\$434,524	52	0	52	0	52
2243	43	\$2,900,100	\$67,442	\$165,745	4	0	4	0	4
		\$0	#DIV/0!	\$0	0	0	0	0	0
		\$0	#DIV/0!	\$0	87	0	87	0	87

Challenges in Ratio Study	Total AV from Sales	Sales - Value Group 1 Only Count	From Sales data file Total AV	Sales - Value Group 2 Only Count	From Sales data file Total AV	Sales - Value Group 3 Only Count	From Sales data file Total AV	Sales - Value Group 4 Only Count	From Sales data file Total AV	Sales - Value Group 5 Only Count	From Sales data file Total AV
17	\$0	0	\$0	2	\$3,327,600	0	\$0	0	\$0	0	\$0
21	\$5,049,500	10	\$2,727,900	0	\$0	0	\$0	0	\$0	0	\$0
22	\$2,111,800	1	\$211,600	0	\$0	0	\$0	0	\$0	0	\$0
27	\$4,665,800	18	\$4,665,800	0	\$0	0	\$0	0	\$0	0	\$0
1838	\$0	0	\$0	0	\$5,229,800	0	\$0	0	\$0	0	\$0
2142	\$33,252,300	48	\$27,072,500	4	\$0	0	\$0	0	\$0	0	\$0
2243	\$2,900,100	4	\$2,900,100	0	\$0	0	\$0	0	\$0	0	\$0
	\$0	0	\$0	0	\$0	0	\$0	0	\$0	0	\$0
	\$0	0	\$0	5	\$0	0	\$0	0	\$0	0	\$0
	\$0	81	\$0	6	\$0	0	\$0	0	\$0	0	\$0

Commercial Properties

POPULATION (Sold and Unsold) Distribution

Abernet Category	Total AV	Category In Value Group 1 as % of Population, based on Value	Category In Value Group 2 as % of Population, based on Value	Category In Value Group 3 as % of Population, based on Value	Category In Value Group 4 as % of Population, based on Value	Category In Value Group 5 as % of Population, based on Value
11	\$7,227,700	0.0255%	0.0399%	0.0000%	0.0000%	0.0000%
13	\$4,606,000	0.0208%	0.0388%	0.0151%	0.0000%	0.0000%
14	\$5,544,400	0.0221%	0.0371%	0.0145%	0.0000%	0.0000%
16	\$3,739,000	0.0282%	0.0081%	0.0000%	0.0000%	0.0000%
17	\$18,409,500	0.1475%	0.0192%	0.0000%	0.0000%	0.0000%
21	\$2,448,868,800	7.5443%	5.4399%	4.3236%	3.2455%	1.9189%
22	\$345,992,800	0.9699%	0.8945%	0.6463%	0.5600%	0.1614%
27	\$749,756,400	1.9948%	0.7555%	1.1841%	1.0327%	1.9210%
33	\$11,663,500	0.0053%	0.0875%	0.0000%	0.0000%	0.0000%
35	\$7,909,800	0.0181%	0.0454%	0.0209%	0.0000%	0.0000%
36	\$8,318,600	0.0053%	0.0318%	0.0285%	0.0000%	0.0000%
38	\$5,990,200	0.0254%	0.0288%	0.0000%	0.0000%	0.0000%
39	\$18,123,300	0.0617%	0.1024%	0.0000%	0.0000%	0.0000%
42	\$6,511,482,800	8.3989%	10.4544%	11.5365%	12.7410%	13.9489%
43	\$975,907,300	0.6971%	1.8405%	1.8976%	1.7804%	2.6200%
51	\$120,760,300	0.1185%	0.2150%	0.2972%	0.4645%	0.0000%

Abernet Category	Divisor	Suggested Divisor - Weighted Mean Sales Ratio from Value Group 1 - Commercial Property	Suggested Divisor - Weighted Ratio from Value Group 2 - Commercial Property	Suggested Divisor - Weighted Mean Sales Ratio from Value Group 3 - Commercial Property	Suggested Divisor - Weighted Ratio from Value Group 4 - Commercial Property	Suggested Divisor - Weighted Mean Sales Ratio from Value Group 5 - Commercial Property
11	0.9967	0.9967	1.0000	1.0000	1.0000	1.0000
13	0.9967	0.9967	1.0000	1.0000	1.0000	1.0000
14	0.9967	0.9967	1.0000	1.0000	1.0000	1.0000
16	0.9967	0.9967	1.0000	1.0000	1.0000	1.0000
17	0.9967	0.9967	1.0000	1.0000	1.0000	1.0000
21	0.9967	0.9967	1.0000	1.0000	1.0000	1.0000
22	0.9967	0.9967	1.0000	1.0000	1.0000	1.0000
27	0.9967	0.9967	1.0000	1.0000	1.0000	1.0000
33	0.9967	0.9967	1.0000	1.0000	1.0000	1.0000
35	0.9967	0.9967	1.0000	1.0000	1.0000	1.0000
36	0.9967	0.9967	1.0000	1.0000	1.0000	1.0000
38	0.9967	0.9967	1.0000	1.0000	1.0000	1.0000
39	0.9967	0.9967	1.0000	1.0000	1.0000	1.0000
42	0.9967	0.9967	1.0000	1.0000	1.0000	1.0000
43	0.9967	0.9967	1.0000	1.0000	1.0000	1.0000
51	0.9967	0.9967	1.0000	1.0000	1.0000	1.0000

School District 1 - 2021 - Commercial Properties Analysis

Commercial Properties

POPULATION (Sold and Unsold) AV

Only those categories affected by ratio study results are shown.

Abstract Category	Total AV/Value Outliers Removed	AV attributed to VG 1	Value of Outliers In Value Group 1	AV attributed to VG 2	Value of Outliers In Value Group 2	AV attributed to VG 3	Value of Outliers In Value Group 3	AV attributed to VG 4	Value of Outliers In Value Group 4	AV attributed to VG 5	Value of Outliers In Value Group 5	Total Value of Value Group Outliers
11	\$7,227,730	\$2,818,800	\$0	\$4,409,100	\$0	\$1,670,200	\$0	\$0	\$0	\$0	\$0	\$0
13	\$4,635,000	\$3,298,500	\$0	\$557,200	\$0	\$1,400,100	\$0	\$0	\$0	\$0	\$0	\$0
14	\$8,544,400	\$3,548,000	\$0	\$673,100	\$0	\$0	\$0	\$0	\$0	\$0	\$0	\$0
16	\$3,793,000	\$3,119,900	\$0	\$673,100	\$0	\$0	\$0	\$0	\$0	\$0	\$0	\$0
17	\$18,409,500	\$16,292,200	\$0	\$2,117,200	\$0	\$477,545,900	\$0	\$558,474,300	\$0	\$178,550,000	\$0	\$0
21	\$2,448,668,800	\$833,275,000	\$0	\$98,081,800	\$0	\$800,840,700	\$0	\$81,857,700	\$0	\$17,832,000	\$0	\$0
22	\$345,962,600	\$95,081,100	\$0	\$220,331,200	\$0	\$68,448,600	\$0	\$100,79,900	\$0	\$201,135,600	\$0	\$0
27	\$749,725,400	\$2,002,800	\$0	\$8,650,700	\$0	\$2,201,200	\$0	\$0	\$0	\$0	\$0	\$0
33	\$11,683,500	\$589,200	\$0	\$5,019,300	\$0	\$2,928,200	\$0	\$0	\$0	\$0	\$0	\$0
35	\$7,909,800	\$7,909,800	\$0	\$3,516,100	\$0	\$0	\$0	\$0	\$0	\$0	\$0	\$0
36	\$9,183,600	\$5,990,200	\$0	\$3,186,000	\$0	\$0	\$0	\$0	\$0	\$0	\$0	\$0
38	\$18,123,300	\$2,894,200	\$0	\$11,307,500	\$0	\$0	\$0	\$1,281,044,000	\$0	\$1,407,258,800	\$0	\$0
39	\$6,311,452,600	\$927,656,600	\$0	\$1,184,896,400	\$0	\$1,184,896,400	\$0	\$208,592,200	\$0	\$156,650,100	\$0	\$222,955,300
42	\$529,996,700	\$7,000,100	\$0	\$208,286,700	\$0	\$2,748,700	\$0	\$32,827,300	\$0	\$51,309,200	\$0	\$0
43	\$120,760,300	\$12,874,900	\$0	\$23,748,700	\$0	\$2,927,300	\$0	\$2,189,511,200	\$0	\$2,189,511,200	\$0	\$0
51	\$10,599,201,400	\$2,208,384,800	\$0	\$2,208,749,300	\$0	\$2,211,673,400	\$0	\$2,189,511,200	\$0	\$2,189,511,200	\$0	\$222,955,300
Total AV		\$2,208,384,800	\$0	\$2,208,749,300	\$0	\$2,211,673,400	\$0	\$2,189,511,200	\$0	\$2,189,511,200	\$0	\$222,955,300
Value of Outliers Removed		\$2,209,394,800		\$2,209,749,300		\$2,211,673,400		\$2,189,511,200		\$2,189,511,200		\$222,955,300

Abstract Category	Adjusted Total AV	Adjusted AV for VG 1	Value of Outliers - VG 1	Adjusted AV for VG 2	Value of Outliers - VG 2	Adjusted AV for VG 3	Value of Outliers - VG 3	Adjusted AV for VG 4	Value of Outliers - VG 4	Adjusted AV for VG 5	Value of Outliers - VG 5	Total Value of Value Group Outliers
11	\$7,552,403	\$3,143,303	\$0	\$4,409,100	\$0	\$1,670,200	\$0	\$0	\$0	\$0	\$0	\$0
13	\$4,830,788	\$2,563,288	\$0	\$57,200	\$0	\$1,596,300	\$0	\$0	\$0	\$0	\$0	\$0
14	\$8,950,130	\$3,956,720	\$0	\$1,400,100	\$0	\$0	\$0	\$0	\$0	\$0	\$0	\$0
16	\$4,152,413	\$2,479,313	\$0	\$673,100	\$0	\$0	\$0	\$0	\$0	\$0	\$0	\$0
17	\$20,295,576	\$18,189,176	\$0	\$2,117,200	\$0	\$477,545,900	\$0	\$558,474,300	\$0	\$178,550,900	\$0	\$0
21	\$2,544,680,228	\$929,268,429	\$0	\$98,081,800	\$0	\$800,840,700	\$0	\$81,857,700	\$0	\$17,832,000	\$0	\$0
22	\$357,091,160	\$107,748,680	\$0	\$245,713,94	\$0	\$53,448,600	\$0	\$114,051,100	\$0	\$201,135,600	\$0	\$0
27	\$17,894,223	\$2,233,523	\$0	\$8,657,187	\$0	\$2,301,200	\$0	\$0	\$0	\$0	\$0	\$0
33	\$7,937,827	\$657,187	\$0	\$5,019,300	\$0	\$2,928,200	\$0	\$0	\$0	\$0	\$0	\$0
35	\$8,534,750	\$2,982,450	\$0	\$3,186,000	\$0	\$0	\$0	\$0	\$0	\$0	\$0	\$0
36	\$9,313,244	\$5,127,244	\$0	\$3,186,000	\$0	\$0	\$0	\$0	\$0	\$0	\$0	\$0
38	\$16,908,481	\$7,500,981	\$0	\$11,407,500	\$0	\$1,281,044,000	\$0	\$1,407,258,800	\$0	\$1,540,786,600	\$0	\$0
42	\$6,418,319,981	\$1,034,534,181	\$0	\$1,184,896,400	\$0	\$208,592,200	\$0	\$196,650,100	\$0	\$86,422,900	\$0	\$222,955,300
43	\$529,887,125	\$859,887,125	\$0	\$32,748,700	\$0	\$32,827,300	\$0	\$51,309,200	\$0	\$51,309,200	\$0	\$0
51	\$122,243,491	\$122,243,491	\$0	\$23,748,700	\$0	\$23,748,700	\$0	\$2,189,511,200	\$0	\$2,189,511,200	\$0	\$0
Adjusted Total AV	\$10,850,724,075	\$2,453,917,475	\$0	\$2,453,917,475	\$0	\$2,453,917,475	\$0	\$2,453,917,475	\$0	\$2,453,917,475	\$0	\$222,955,300
AV of Value Outliers	\$222,955,300			\$222,955,300		\$222,955,300		\$222,955,300		\$222,955,300		\$222,955,300

Estimated Adjusted Total AV, Including Outliers	\$11,076,679,375
---	------------------

School District 1 - 2021 - Commercial Properties Analysis

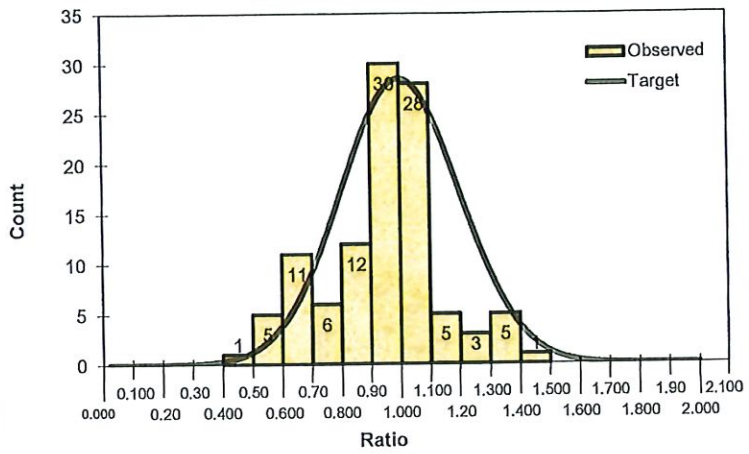
Commercial Properties

Assess Category	Adjustment	Value of Outlines
11	0.957607	\$0
12	0.946538	\$0
14	0.941216	\$0
15	0.913445	\$0
17	0.9107461	\$0
21	0.952277	\$0
22	0.958988	\$0
27	0.957255	\$0
32	0.906602	\$0
33	0.91490	\$0
35	0.974574	\$0
36	0.946831	\$0
38	0.958675	\$0
39	0.983950	\$0
42	0.983539	\$222,585,300
43		\$0
51	0.967867	\$0

Boise Independent #1 - See Secondary Category(ies) Section below for details.

Boise Independent #1	See Secondary Category(ies) Section below for details.	Combined Categories	TIME PERIOD STUDIED	
RATIO STUDY Not Official until 'FINAL' dated & initialed	Using 2021 Assessed Values	Assessment Date:	From:	To:
		01/01/2021	10/01/2020	09/30/2021
Sales Price is Time Adjusted	Time Adjustment Considered, but not Applied.			

SAMPLE STATISTICS	
Sample size (n)	107
Total Assessed Value	\$119,802,100
Total Adjusted Sales Price	\$127,433,703
Mean Assessed Value	\$1,119,646
Mean Adjusted Sales Price	\$1,190,969
Standard Deviation AV	\$1,442,138
Standard Deviation SP	\$1,505,522
Median Assessed Value	\$549,600
Median Sales Price	\$563,500
ASSESSMENT LEVEL	
Arithmetic Mean Ratio	94.16%
Median Ratio	96.38%
Weighted Mean Ratio	94.01%
Geometric Mean Ratio	91.99%
UNIFORMITY	
Lowest Ratio	46.00%
Highest Ratio	144.64%
Coefficient of Dispersion	14.87%
Standard Deviation	19.61%
Coefficient of Variation	20.83%
Price-Related Bias	0.0047
Price-Related Differential	1.00
T-Score: 0.3657	
RELIABILITY	
90% Confidence Intervals:	
Lower	Upper
Around the Mean	91.04% 97.28%
Around the Median	95.00% 98.58%
Around the Weighted Mean	88.62% 99.41%
Around the COD	12.14% 17.74%
Around the PRB	-0.0207 0.0301
Probability True Mean 90-110	98.57%
80% Confidence Intervals:	
Lower	Upper
Around the Mean	91.73% 96.59%
Around the Median	95.26% 97.67%
Around the Weighted Mean	89.81% 98.22%
NORMALITY Test Results:	
Chi Square Test	Normal
Binomial Test	N/A
i.e., Insufficient evidence of Non-Normality	
Mann-Whitney Test	0.9293
Significance of Value Related Inequity - Weak	
D'Agostino-Pearson	Normal
Shapiro-Wilk W	N/A
Kurtosis (2.5 - 4) = 3.37	Acceptable
Skew (-0.5 - 1) = -0.05	Acceptable
COD Standard	Maximum
See Secondary Category(ies) Section	20.00%



Compliance Checks:		
Level:	Compliance Met?	
90% Confidence Interval:	<input type="checkbox"/> YES	<input type="checkbox"/> NO
80% Confidence Interval:	<input type="checkbox"/> YES	<input type="checkbox"/> NO
Uniformity:	COD Standards met? N/A	
	COD: Good	
	COV: Somewhat Poor	
	PRD: No Observed Bias	
PRB:	Meets IAAO Standard, No Significant Bias	

COMMENTS:	
Population	
No data 'lost' to trim.	
Outliers Reviewed using Std. Score 3 Std Dev.	
Below 0.3532 (0 sales) and Above 1.5301 (0 sales)	

Secondary Category(ies) with sales		
Count	Category	Description
13	21	Unimproved Urban Com Lot/Acre
1	22	Unimproved Urban Ind Lot/Acre
19	27	Com Condominiums
1	1739	Improved Rural Ind Sub
67	2142	Improved Urban Com
6	2243	Improved Urban Ind

COV/COD	
Expected	125%
Observed	140%
May be a Non-Representative Sample	

PRELIMINARY
FINAL

Date	Analyst
3/30/2022	Jase Cundick

PRB is inconclusive

Boise Independent #1 - See Secondary Category(ies) Section below for details.

Boise Independent #1

Time Adjustment Review

Time Adjustment APPLIED: 0.00%

NONE Time

Quarterly GeoMean
 Quarterly Averages
 Quarterly Medians
 Slope Results

<u>Original</u>	<u>Residual</u>
-0.01%	-0.01%
-0.68%	-0.68%
-0.78%	-0.78%
-0.80%	-0.80%

Sales Ratios (Before)


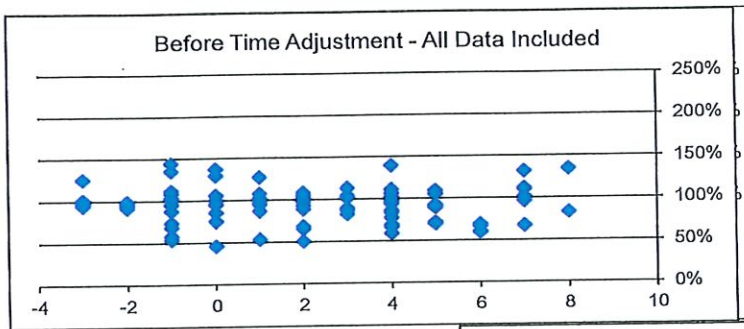
	Counts	Average	Median
1st 3 Mos.	34	97.32%	96.75%
2nd 3 Mos.	30	93.93%	97.13%
3rd 3 Mos.	31	92.02%	90.75%
4th 3 Mos.	12	91.34%	89.98%

Combined Categories

<u>Category</u>	<u>Sales Count</u>	
21	13	Unimproved Urban Corn Lot/Acre
22	1	Unimproved Urban Ind Lot/Acre
27	19	Corn Condominiums
1739	1	Improved Rural Ind Sub
2142	67	Improved Urban Corn
2243	6	Improved Urban Ind

Time analysis was based on sales.

BEFORE



Sales Ratios (After)

	Counts	Average	Median
1st 3 Mos.	34	97.32%	96.75%
2nd 3 Mos.	30	93.93%	97.13%
3rd 3 Mos.	31	92.02%	90.75%
4th 3 Mos.	12	91.34%	89.98%

No Outliers Found

AFTER

Time Adjustment Considered,

Boise Independent #1 - See Secondary Category(ies) Section below for details.

Active Sales List	Parcel Number	Category	Sale Date	2021 Assessed		Adj. Sales Price	Adj. Ratio
				Value	Sale Price		
	1 R5128002640		21 01/29/2021	115,000	250,000	250,000	46.000%
	2 R1013700755		2243 03/02/2021	597,200	1,176,000	1,176,000	50.780%
	3 R7335540670		21 02/26/2021	88,200	165,000	165,000	53.450%
	4 S1101346690		2142 12/11/2020	694,300	1,295,982	1,295,982	53.570%
	5 S1007417470		22 12/28/2020	211,600	365,000	365,000	57.970%
	6 R9533500132		2142 05/24/2021	162,600	273,600	273,600	59.430%
	7 S0632142072		2142 07/02/2021	452,100	752,000	752,000	60.120%
	8 R2929910040		2142 07/12/2021	4,904,500	8,084,000	8,084,000	60.670%
	9 R1013700876		2243 03/31/2021	513,700	784,000	784,000	65.520%
	10 S0634325455		2142 05/05/2021	701,600	1,056,000	1,056,000	66.440%
	11 R5538920590		2142 07/20/2021	348,000	517,000	517,000	67.310%
	12 R2320500512		2142 08/30/2021	282,700	418,500	418,500	67.550%
	13 S1017336120		2142 12/31/2020	273,600	398,950	398,950	68.580%
	14 R6907010020		21 05/24/2021	1,819,900	2,650,000	2,650,000	68.680%
	15 S1019110250		2142 03/26/2021	371,300	539,000	539,000	68.890%
	16 R5254000201		2142 05/13/2021	764,400	1,104,000	1,104,000	69.240%
	17 R1013690350		2142 07/24/2021	1,305,000	1,880,000	1,880,000	69.410%
	18 R1955020688		2142 06/30/2021	401,000	570,000	570,000	70.350%
	19 R2651180010		2142 06/18/2021	243,600	337,250	337,250	72.230%
	20 R1640780040		27 12/18/2020	581,600	787,800	787,800	73.830%
	21 S1027234080		2142 01/25/2021	4,099,800	5,450,000	5,450,000	75.230%
	22 R7715180060		2142 05/14/2021	370,200	475,200	475,200	77.900%
	23 R5254000190		2142 05/24/2021	936,800	1,200,000	1,200,000	78.070%
	24 R3260230080		21 04/26/2021	94,900	115,000	115,000	82.520%
	25 R9323610070		2142 09/28/2021	1,842,200	2,213,520	2,213,520	83.220%
	26 R1013002615		2142 05/12/2021	643,900	768,000	768,000	83.840%
	27 R7334140005		21 01/26/2021	1,501,700	1,750,000	1,750,000	85.810%
	28 R1057230012		2142 05/20/2021	908,100	1,056,000	1,056,000	85.990%
	29 R7569500005		2142 05/17/2021	394,600	456,000	456,000	86.540%
	30 R6906740040		27 02/22/2021	417,700	480,150	480,150	86.990%
	31 R1955001000		2142 04/02/2021	347,700	397,700	397,700	87.430%
	32 R0805810210		21 12/22/2020	3,904,100	4,436,586	4,436,586	88.000%
	33 R8179960400		2142 03/31/2021	606,800	681,100	681,100	89.090%
	34 R1754001065		2142 06/10/2021	324,500	363,239	363,239	89.340%
	35 R7334150356		2142 04/16/2021	892,200	994,250	994,250	89.740%
	36 R9880740100		2142 06/25/2021	991,400	1,092,500	1,092,500	90.750%
	37 R8226820080		21 11/24/2020	476,500	519,498	519,498	91.720%
	38 R8220280320		27 06/02/2021	111,600	120,650	120,650	92.500%
	39 R1013006675		2142 03/19/2021	1,302,300	1,401,400	1,401,400	92.930%
	40 R5315001651		2142 11/06/2020	237,400	255,000	255,000	93.100%
	41 S1017336150		2142 03/10/2021	502,700	538,510	538,510	93.350%
	42 R8123251888		2142 05/03/2021	706,800	748,800	748,800	94.390%
	43 R8220280880		27 10/20/2020	136,700	144,200	144,200	94.800%
	44 R8220281220		27 10/27/2020	136,800	144,200	144,200	94.870%
	45 R9316280551		2142 11/30/2020	2,099,900	2,213,400	2,213,400	94.870%
	46 R0539007276		2142 10/05/2020	338,100	355,350	355,350	95.150%
	47 R3727000062		2142 02/16/2021	316,600	332,640	332,640	95.180%
	48 R3610320020		27 01/29/2021	386,800	405,430	405,430	95.400%
	49 S1018223051		2142 12/16/2020	5,495,400	5,757,000	5,757,000	95.460%
	50 R0540180044		2142 12/31/2020	2,125,800	2,222,000	2,222,000	95.670%
	51 R5459750490		2142 11/25/2020	380,700	397,800	397,800	95.700%
	52 R8220280980		27 11/03/2020	136,700	142,800	142,800	95.730%
	53 R1013008576		2142 01/05/2021	646,400	675,000	675,000	95.760%
	54 R3952460020		2142 10/05/2020	943,100	978,500	978,500	96.380%
	55 R3036250123		2142 02/08/2021	76,600	79,200	79,200	96.720%
	56 R1126003116		2142 08/27/2021	1,790,300	1,850,700	1,850,700	96.740%
	57 R2734251925		2142 10/27/2020	448,400	463,500	463,500	96.740%
	58 S1006346695		2142 11/10/2020	2,563,200	2,648,940	2,648,940	96.760%
	59 R2734541445		2142 10/21/2020	684,000	705,550	705,550	96.950%
	60 S1112325881		2243 03/26/2021	549,600	563,500	563,500	97.530%
	61 R2734530430		21 05/27/2021	391,000	400,000	400,000	97.750%
	62 R8220281140		27 10/06/2020	148,200	150,511	150,511	98.460%
	63 R7777801960		2142 11/25/2020	402,600	408,000	408,000	98.680%
	64 R6635310170		2142 11/16/2020	228,500	229,500	229,500	99.560%
	65 R8220281320		27 02/01/2021	148,200	148,500	148,500	99.800%
	66 R3638510490		2142 01/20/2021	1,200,500	1,200,000	1,200,000	100.040%
	67 R0805810199		21 03/01/2021	370,300	370,000	370,000	100.080%
	68 R1013002500		2142 12/11/2020	852,200	848,400	848,400	100.450%
	69 R5315000690		2142 03/17/2021	551,400	548,800	548,800	100.470%
	70 R8220282120		27 10/13/2020	148,100	147,290	147,290	100.550%
	71 R7334010075		2142 02/01/2021	484,200	480,150	480,150	100.840%
	72 R8220282200		27 10/07/2020	152,800	151,410	151,410	100.920%
	73 R8220280900		27 10/01/2020	170,900	168,932	168,932	101.160%

3/30/2022 2:40 PM

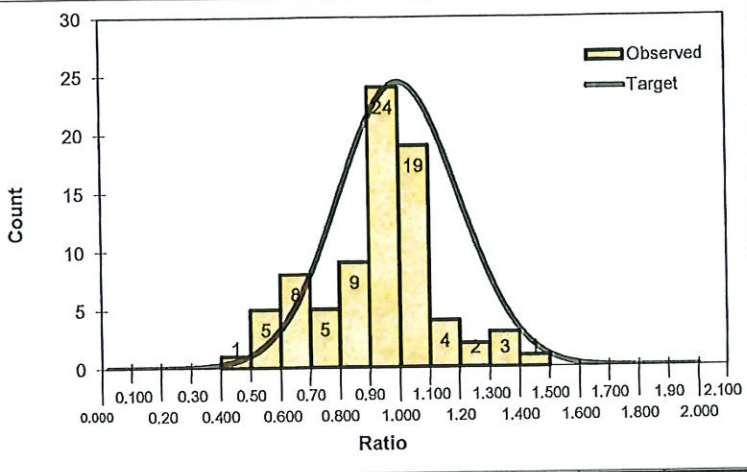
Boise Independent #1 - See Secondary Category(ies) Section below for details.

74 R9316280300	2142	12/23/2020	1,873,000	1,848,300	1,848,300	101.340%
75 R0805810050	21	04/26/2021	368,000	362,414	362,414	101.540%
76 R7594000140	2142	08/17/2021	1,238,700	1,218,300	1,218,300	101.670%
77 R2734501420	21	02/19/2021	470,500	460,000	460,000	102.280%
78 R3219900096	2243	12/15/2020	4,497,200	4,393,500	4,393,500	102.360%
79 R9316280200	2142	03/02/2021	1,894,800	1,850,789	1,850,789	102.380%
80 S1004449201	2142	05/06/2021	3,636,800	3,552,000	3,552,000	102.390%
81 R4702000151	2142	04/19/2021	658,000	638,260	638,260	103.090%
82 R7777801890	2142	12/18/2020	522,900	505,000	505,000	103.540%
83 R1013003111	2142	04/14/2021	2,425,000	2,328,000	2,328,000	104.170%
84 R1477760060	2142	04/01/2021	6,990,900	6,693,000	6,693,000	104.450%
85 R0998100500	27	06/30/2021	4,016,100	3,800,000	3,800,000	105.690%
86 R0999500745	2142	03/16/2021	2,693,300	2,548,000	2,548,000	105.700%
87 R2825280020	27	01/22/2021	283,200	266,410	266,410	106.300%
88 R0387280110	2142	05/12/2021	551,800	516,912	516,912	106.750%
89 S1007234192	2142	05/28/2021	753,900	705,600	705,600	106.850%
90 R7569770120	2142	02/03/2021	282,700	262,350	262,350	107.760%
91 R5315001802	2142	12/17/2020	1,094,700	1,010,000	1,010,000	108.390%
92 R3058910205	2142	03/23/2021	5,650,100	5,194,000	5,194,000	108.780%
93 R9322400564	2142	06/04/2021	913,200	831,250	831,250	109.860%
94 R0879420100	27	08/23/2021	215,700	195,300	195,300	110.450%
95 R2825280050	27	05/27/2021	154,100	138,600	138,600	111.180%
96 R0416230200	27	12/17/2020	649,200	580,750	580,750	111.790%
97 R1061670950	2142	08/25/2021	2,547,600	2,278,500	2,278,500	111.810%
98 S1112427835	2243	04/13/2021	1,239,600	1,091,250	1,091,250	113.590%
99 R7334130005	1739	10/13/2020	2,204,300	1,751,000	1,751,000	125.890%
100 R2734530300	2142	02/15/2021	608,600	477,180	477,180	127.540%
101 R1573680417	21	01/29/2021	194,400	150,000	150,000	129.600%
102 R7648000242	2142	08/16/2021	276,400	209,250	209,250	132.090%
103 R1013007020	2142	09/30/2021	2,075,100	1,536,400	1,536,400	135.060%
104 R8120810075	2243	12/15/2020	6,835,900	5,050,000	5,050,000	135.360%
105 R8176662040	27	01/22/2021	474,600	345,000	345,000	137.570%
106 R0879420270	27	05/15/2021	402,900	288,000	288,000	139.900%
107 R3691210066	21	12/21/2020	159,100	110,000	110,000	144.640%

Boise Independent #1 - See Secondary Category(ies) Section below for details.

Boise Independent #1	See Secondary Category(ies) Section below for details.	Combined Categories	TIME PERIOD STUDIED	
RATIO STUDY Not Official until 'FINAL' dated & initialed	Using 2021 Assessed Values	Assessment Date:	From:	To:
		01/01/2021	10/01/2020	09/30/2021
Sales Price is Time Adjusted	Time Adjustment Considered, but not Applied.			

SAMPLE STATISTICS	
Sample size (n)	81
Total Assessed Value	\$37,707,900
Total Adjusted Sales Price	\$42,052,668
Mean Assessed Value	\$465,530
Mean Adjusted Sales Price	\$519,169
Standard Deviation AV	\$288,853
Standard Deviation SP	\$326,872
Median Assessed Value	\$401,000
Median Sales Price	\$460,000
ASSESSMENT LEVEL	
Arithmetic Mean Ratio	92.92%
Median Ratio	95.73%
Weighted Mean Ratio	89.67%
Geometric Mean Ratio	90.63%
UNIFORMITY	
Lowest Ratio	46.00%
Highest Ratio	144.64%
Coefficient of Dispersion	15.39%
Standard Deviation	20.01%
Coefficient of Variation	21.54%
Price-Related Bias	-0.0241
Price-Related Differential	1.04
RELIABILITY	
90% Confidence Intervals:	Lower Upper
Around the Mean	89.26% 96.58%
Around the Median	93.94% 98.06%
Around the Weighted Mean	85.50% 93.84%
Around the COD	12.07% 18.93%
Around the PRB	-0.0705 0.0224
Probability True Mean 90-110	90.49%
80% Confidence Intervals:	Lower Upper
Around the Mean	90.07% 95.77%
Around the Median	94.81% 97.41%
Around the Weighted Mean	86.42% 92.92%
NORMALITY Test Results:	
Chi Square Test	Non-Normal
Binomial Test	N/A
Mann-Whitney Test	-1.4974
D'Agostino-Pearson	Normal
Shapiro-Wilk W	N/A
Kurtosis (2 - 5) = 3.38	Acceptable
Skew (-0.5 - 1) = -0.05	Acceptable
COD Standard See Secondary Category(ies) Section	Maximum 20.00%



Compliance Checks:	
Level:	Compliance Met?
90% Confidence Interval:	<input type="checkbox"/> YES <input type="checkbox"/> NO
80% Confidence Interval:	<input type="checkbox"/> YES <input type="checkbox"/> NO
Uniformity:	COD Standards met? N/A
	COD: Somewhat Poor
	COV: Somewhat Poor
	PRD: Favors High Priced
PRB:	Meets IAAO Standard, No Significant Bias
COMMENTS:	
Value Group: 1	
No data 'lost' to trim.	
Outliers Reviewed using Std. Score 3 Std Dev.	
Below 0.3289 (0 sales) and Above 1.5296 (0 sales)	

Secondary Category(ies) with sales		
Count	Category	Description
10	21	Unimproved Urban Com Lot/Acre
1	22	Unimproved Urban Ind Lot/Acre
18	27	Com Condominiums
48	2142	Improved Urban Com
4	2243	Improved Urban Ind

COV/COD	
Expected	125%
Observed	140%

May be a Non-Representative Sample

PRELIMINARY

FINAL

Date	Analyst
3/29/2022	Jase Cundick

PRB is inconclusive

Boise Independent #1 - See Secondary Category(ies) Section below for details.

Boise Independent #1

Time Adjustment Review

Time Adjustment APPLIED: 0.00%

NONE Time
 Quarterly GeoMean
 Quarterly Averages
 Quarterly Medians
 Slope Results

Original	Residual
0.12%	0.12%
-0.59%	-0.59%
-1.39%	-1.39%
-0.92%	-0.92%

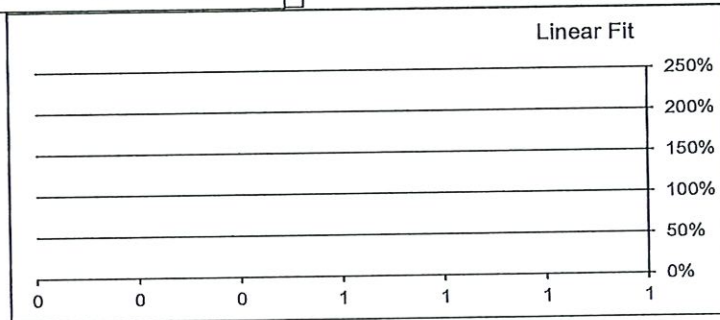
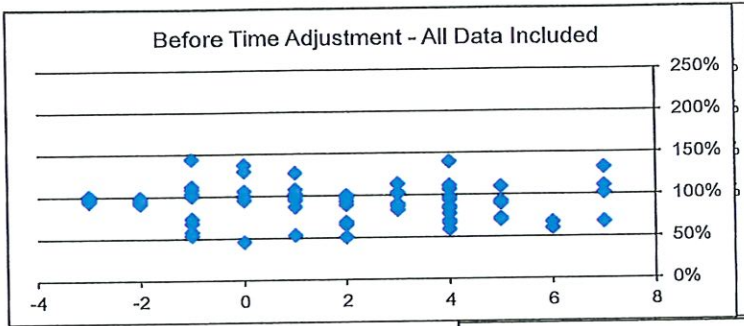
Sales Ratios (Before)

	Counts	Average	Median
1st 3 Mos.	25	94.93%	96.74%
2nd 3 Mos.	24	93.62%	97.13%
3rd 3 Mos.	26	91.05%	89.54%
4th 3 Mos.	6	89.87%	84.61%

Combined Categories		
Category	Sales Count	
21	10	Unimproved Urban Com Lot/Acre
22	1	Unimproved Urban Ind Lot/Acre
27	18	Com Condominiums
2142	48	Improved Urban Com
2243	4	Improved Urban Ind

Time analysis was based on sales.

BEFORE



Sales Ratios (After)

	Counts	Average	Median
1st 3 Mos.	25	94.93%	96.74%
2nd 3 Mos.	24	93.62%	97.13%
3rd 3 Mos.	26	91.05%	89.54%
4th 3 Mos.	6	89.87%	84.61%

No Outliers Found

AFTER

Time Adjustment Considered,

Boise Independent #1 - See Secondary Category(ies) Section below for details.

Active Sales List	Parcel Number	Category	Sale Date	2021 Assessed		Sale Price	Adj. Sales Price	Adj. Ratio
				Value				
	1 R5128002640		21 01/29/2021	115,000		250,000	250,000	46.000%
	2 R1013700755		2243 03/02/2021	597,200		1,176,000	1,176,000	50.780%
	3 R7335540670		21 02/26/2021	88,200		165,000	165,000	53.450%
	4 S1101346690		2142 12/11/2020	694,300		1,295,982	1,295,982	53.570%
	5 S1007417470		22 12/28/2020	211,600		365,000	365,000	57.970%
	6 R9533500132		2142 05/24/2021	162,600		273,600	273,600	59.430%
	7 S0632142072		2142 07/02/2021	452,100		752,000	752,000	60.120%
	8 R1013700876		2243 03/31/2021	513,700		784,000	784,000	65.520%
	9 S0634325455		2142 05/05/2021	701,600		1,056,000	1,056,000	66.440%
	10 R5538920590		2142 07/20/2021	348,000		517,000	517,000	67.310%
	11 R2320500512		2142 08/30/2021	282,700		418,500	418,500	67.550%
	12 S1017336120		2142 12/31/2020	273,600		398,950	398,950	68.580%
	13 S1019110250		2142 03/26/2021	371,300		539,000	539,000	68.890%
	14 R5254000201		2142 05/13/2021	764,400		1,104,000	1,104,000	69.240%
	15 R1955020688		2142 06/30/2021	401,000		570,000	570,000	70.350%
	16 R2651180010		2142 06/18/2021	243,600		337,250	337,250	72.230%
	17 R1640780040		27 12/18/2020	581,600		787,800	787,800	73.830%
	18 R7715180060		2142 05/14/2021	370,200		475,200	475,200	77.900%
	19 R5254000190		2142 05/24/2021	936,800		1,200,000	1,200,000	78.070%
	20 R3260230080		21 04/26/2021	94,900		115,000	115,000	82.520%
	21 R1013002615		2142 05/12/2021	643,900		768,000	768,000	83.840%
	22 R1057230012		2142 05/20/2021	908,100		1,056,000	1,056,000	85.990%
	23 R7569500005		2142 05/17/2021	394,600		456,000	456,000	86.540%
	24 R6906740040		27 02/22/2021	417,700		480,150	480,150	86.990%
	25 R1955001000		2142 04/02/2021	347,700		397,700	397,700	87.430%
	26 R8179960400		2142 03/31/2021	606,800		681,100	681,100	89.090%
	27 R1754001065		2142 06/10/2021	324,500		363,239	363,239	89.340%
	28 R7334150356		2142 04/16/2021	892,200		994,250	994,250	89.740%
	29 R9880740100		2142 06/25/2021	991,400		1,092,500	1,092,500	90.750%
	30 R8226820080		21 11/24/2020	476,500		519,498	519,498	91.720%
	31 R8220280320		27 06/02/2021	111,600		120,650	120,650	92.500%
	32 R5315001651		2142 11/06/2020	237,400		255,000	255,000	93.100%
	33 S1017336150		2142 03/10/2021	502,700		538,510	538,510	93.350%
	34 R8123251888		2142 05/03/2021	706,800		748,800	748,800	94.390%
	35 R8220280880		27 10/20/2020	136,700		144,200	144,200	94.800%
	36 R8220281220		27 10/27/2020	136,800		144,200	144,200	94.870%
	37 R0539007276		2142 10/05/2020	338,100		355,350	355,350	95.150%
	38 R3727000062		2142 02/16/2021	316,600		332,640	332,640	95.180%
	39 R3610320020		27 01/29/2021	386,800		405,430	405,430	95.400%
	40 R5459750490		2142 11/25/2020	380,700		397,800	397,800	95.700%
	41 R8220280980		27 11/03/2020	136,700		142,800	142,800	95.730%
	42 R1013008576		2142 01/05/2021	646,400		675,000	675,000	95.760%
	43 R3952460020		2142 10/05/2020	943,100		978,500	978,500	96.380%
	44 R3036250123		2142 02/08/2021	76,600		79,200	79,200	96.720%
	45 R2734251925		2142 10/27/2020	448,400		463,500	463,500	96.740%
	46 R2734541445		2142 10/21/2020	684,000		705,550	705,550	96.950%
	47 S1112325881		2243 03/26/2021	549,600		563,500	563,500	97.530%
	48 R2734530430		21 05/27/2021	391,000		400,000	400,000	97.750%
	49 R8220281140		27 10/06/2020	148,200		150,511	150,511	98.460%
	50 R7777801960		2142 11/25/2020	402,600		408,000	408,000	98.680%
	51 R6635310170		2142 11/16/2020	228,500		229,500	229,500	99.560%
	52 R8220281320		27 02/01/2021	148,200		148,500	148,500	99.800%
	53 R3638510490		2142 01/20/2021	1,200,500		1,200,000	1,200,000	100.040%
	54 R0805810199		21 03/01/2021	370,300		370,000	370,000	100.080%
	55 R1013002500		2142 12/11/2020	852,200		848,400	848,400	100.450%
	56 R5315000690		2142 03/17/2021	551,400		548,800	548,800	100.470%
	57 R8220282120		27 10/13/2020	148,100		147,290	147,290	100.550%
	58 R7334010075		2142 02/01/2021	484,200		480,150	480,150	100.840%
	59 R8220282200		27 10/07/2020	152,800		151,410	151,410	100.920%
	60 R8220280900		27 10/01/2020	170,900		168,932	168,932	101.160%
	61 R0805810050		21 04/26/2021	368,000		362,414	362,414	101.540%
	62 R7594000140		2142 08/17/2021	1,238,700		1,218,300	1,218,300	101.670%
	63 R2734501420		21 02/19/2021	470,500		460,000	460,000	102.280%
	64 R4702000151		2142 04/19/2021	658,000		638,260	638,260	103.090%
	65 R7777801890		2142 12/18/2020	522,900		505,000	505,000	103.540%
	66 R2825280020		27 01/22/2021	283,200		266,410	266,410	106.300%
	67 R0387280110		2142 05/12/2021	551,800		516,912	516,912	106.750%
	68 S1007234192		2142 05/28/2021	753,900		705,600	705,600	106.850%
	69 R7569770120		2142 02/03/2021	282,700		262,350	262,350	107.760%
	70 R5315001802		2142 12/17/2020	1,094,700		1,010,000	1,010,000	108.390%
	71 R9322400564		2142 06/04/2021	913,200		831,250	831,250	109.860%
	72 R0879420100		27 08/23/2021	215,700		195,300	195,300	110.450%
	73 R2825280050		27 05/27/2021	154,100		138,600	138,600	111.180%

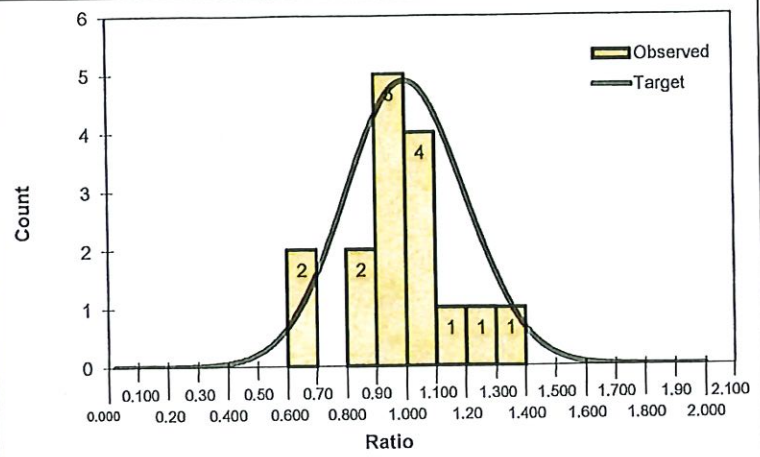
Boise Independent #1 - See Secondary Category(ies) Section below for details.

74 R0416230200	27	12/17/2020	649,200	580,750	580,750	111.790%
75 S1112427835	2243	04/13/2021	1,239,600	1,091,250	1,091,250	113.590%
76 R2734530300	2142	02/15/2021	608,600	477,180	477,180	127.540%
77 R1573680417	21	01/29/2021	194,400	150,000	150,000	129.600%
78 R7648000242	2142	08/16/2021	276,400	209,250	209,250	132.090%
79 R8176662040	27	01/22/2021	474,600	345,000	345,000	137.570%
80 R0879420270	27	05/15/2021	402,900	288,000	288,000	139.900%
81 R3691210066	21	12/21/2020	159,100	110,000	110,000	144.640%

Boise Independent #1 - See Secondary Category(ies) Section below for details.

Boise Independent #1	See Secondary Category(ies) Section below for details.	Combined Categories	TIME PERIOD STUDIED	
RATIO STUDY Not Official until 'FINAL' dated & initialed	Using 2021 Assessed Values	Assessment Date:	From:	To:
		01/01/2021	10/01/2020	09/30/2021
Sales Price is Time Adjusted	Time Adjustment Considered, but not Applied.			

SAMPLE STATISTICS	
Sample size (n)	16
Total Assessed Value	\$32,063,400
Total Adjusted Sales Price	\$32,970,949
Mean Assessed Value	\$2,003,963
Mean Adjusted Sales Price	\$2,060,684
Standard Deviation AV	\$424,099
Standard Deviation SP	\$382,124
Median Assessed Value	\$1,984,950
Median Sales Price	\$2,046,700
ASSESSMENT LEVEL	
Arithmetic Mean Ratio	98.15%
Median Ratio	96.75%
Weighted Mean Ratio	97.25%
Geometric Mean Ratio	96.69%
UNIFORMITY	
Lowest Ratio	68.68%
Highest Ratio	135.06%
Coefficient of Dispersion	12.83%
Standard Deviation	17.43%
Coefficient of Variation	17.76%
Price-Related Bias	0.1174
Price-Related Differential	1.01
RELIABILITY	
90% Confidence Intervals:	Lower Upper
Around the Mean	90.51% 105.79%
Around the Median	93.27% 103.86%
Around the Weighted Mean	89.93% 104.57%
Around the COD	8.01% 21.96%
Around the PRB	-0.2598 0.4946
Probability True Mean 90-110	95.16%
80% Confidence Intervals:	Lower Upper
Around the Mean	92.31% 104.00%
Around the Median	94.72% 102.51%
Around the Weighted Mean	91.89% 102.60%
NORMALITY Test Results:	
Chi Square Test	N/A
Binomial Test	Normal
i.e., Insufficient evidence of Non-Normality	
Mann-Whitney Test	-0.3151
Significance of Value Related Inequity - Weak	
D'Agostino-Pearson	Normal
Shapiro-Wilk W	Normal
Kurtosis (1 - 6) = 3.08	Acceptable
Skew (-1 - 1.5) = 0.26	Acceptable
COD Standard	Maximum
See Secondary Category(ies) Section	20.00%



Compliance Checks:	
Level:	Compliance Met?
90% Confidence Interval:	<input type="checkbox"/> YES <input type="checkbox"/> NO
80% Confidence Interval:	<input type="checkbox"/> YES <input type="checkbox"/> NO
Uniformity:	COD Standards met? N/A
	COD: Good
	COV: Good
	PRD: No Observed Bias
	PRB: Meets IAAO Standard, No Significant Bias

COMMENTS:	
Value Group: 2	
No data 'lost' to trim.	
Outliers Reviewed using Std. Score 3 Std Dev.	
Below 0.4586 (0 sales) and Above 1.5044 (0 sales)	

Secondary Category(ies) with sales		
Count	Category	Description
2	21	Unimproved Urban Com Lot/Acre
1	1739	Improved Rural Ind Sub
13	2142	Improved Urban Com

PRELIMINARY
FINAL

Date	Analyst
3/29/2022	Jase Cundick

COV/COD	
Expected	125%
Observed	138%

May be a Non-Representative Sample

PRB is inconclusive

Boise Independent #1 - See Secondary Category(ies) Section below for details.

Boise Independent #1

Time Adjustment Review

Time Adjustment APPLIED: 0.00%

NONE Time
 Quarterly GeoMean
 Quarterly Averages
 Quarterly Medians
 Slope Results

<u>Original</u>	<u>Residual</u>
-0.20%	-0.20%
-0.39%	-0.39%
0.00%	0.00%
-0.33%	-0.33%


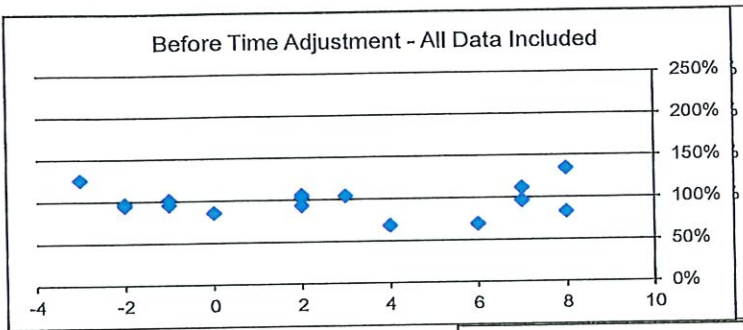
Sales Ratios (Before)

	Counts	Average	Median
1st 3 Mos.	5	102.91%	96.76%
2nd 3 Mos.	4	96.71%	97.65%
3rd 3 Mos.	2	86.42%	86.42%
4th 3 Mos.	5	99.25%	96.74%

Combined Categories		
<u>Category</u>	<u>Sales Count</u>	
21	2	Unimproved Urban Com Lot/Acre
1739	1	Improved Rural Ind Sub
2142	13	Improved Urban Com

Time analysis was based on sales.

BEFORE



Sales Ratios (After)

	Counts	Average	Median
1st 3 Mos.	5	102.91%	96.76%
2nd 3 Mos.	4	96.71%	97.65%
3rd 3 Mos.	2	86.42%	86.42%
4th 3 Mos.	5	99.25%	96.74%

No Outliers Found

AFTER

Time Adjustment Considered,

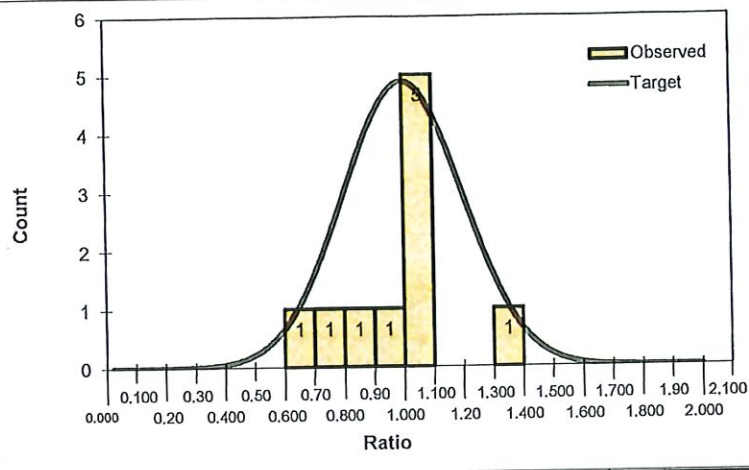
Boise Independent #1 - See Secondary Category(ies) Section below for details.

Active Sales List	Parcel Number	Category	Sale Date	2021 Assessed		Adj. Sales Price	Adj. Ratio
				Value	Sale Price		
	1 R6907010020		21 05/24/2021	1,819,900	2,650,000	2,650,000	68.680%
	2 R1013690350		2142 07/24/2021	1,305,000	1,880,000	1,880,000	69.410%
	3 R9323610070		2142 09/28/2021	1,842,200	2,213,520	2,213,520	83.220%
	4 R7334140005		21 01/26/2021	1,501,700	1,750,000	1,750,000	85.810%
	5 R1013006675		2142 03/19/2021	1,302,300	1,401,400	1,401,400	92.930%
	6 R9316280551		2142 11/30/2020	2,099,900	2,213,400	2,213,400	94.870%
	7 R0540180044		2142 12/31/2020	2,125,800	2,222,000	2,222,000	95.670%
	8 R1126003116		2142 08/27/2021	1,790,300	1,850,700	1,850,700	96.740%
	9 S1006346695		2142 11/10/2020	2,563,200	2,648,940	2,648,940	96.760%
	10 R9316280300		2142 12/23/2020	1,873,000	1,848,300	1,848,300	101.340%
	11 R9316280200		2142 03/02/2021	1,894,800	1,850,789	1,850,789	102.380%
	12 R1013003111		2142 04/14/2021	2,425,000	2,328,000	2,328,000	104.170%
	13 R0999500745		2142 03/16/2021	2,693,300	2,548,000	2,548,000	105.700%
	14 R1061670950		2142 08/25/2021	2,547,600	2,278,500	2,278,500	111.810%
	15 R7334130005		1739 10/13/2020	2,204,300	1,751,000	1,751,000	125.890%
	16 R1013007020		2142 09/30/2021	2,075,100	1,536,400	1,536,400	135.060%

Boise Independent #1 - See Secondary Category(ies) Section below for details.

Boise Independent #1	See Secondary Category(ies) Section below for details.	Combined Categories	TIME PERIOD STUDIED	
RATIO STUDY Not Official until 'FINAL' dated & initialed	Using 2021 Assessed Values	Assessment Date:	From:	To:
		01/01/2021	10/01/2020	09/30/2021
Sales Price is Time Adjusted	Time Adjustment Considered, but not Applied.			

SAMPLE STATISTICS	
Sample size (n)	10
Total Assessed Value	\$50,030,800
Total Adjusted Sales Price	\$52,410,086
Mean Assessed Value	\$5,003,080
Mean Adjusted Sales Price	\$5,241,009
Standard Deviation AV	\$1,206,548
Standard Deviation SP	\$1,367,647
Median Assessed Value	\$4,700,850
Median Sales Price	\$5,122,000
ASSESSMENT LEVEL	
Arithmetic Mean Ratio	97.84%
Median Ratio	102.37%
Weighted Mean Ratio	95.46%
Geometric Mean Ratio	95.83%
UNIFORMITY	
Lowest Ratio	60.67%
Highest Ratio	135.36%
Coefficient of Dispersion	14.07%
Standard Deviation	20.19%
Coefficient of Variation	20.64%
Price-Related Bias	-0.0293
Price-Related Differential	1.02
RELIABILITY	
90% Confidence Intervals:	Lower Upper
Around the Mean	86.13% 109.54%
Around the Median	86.64% 106.02%
Around the Weighted Mean	81.45% 109.47%
Around the COD	7.53% 32.10%
Around the PRB	-0.5181 0.4594
Probability True Mean 90-110	82.99%
80% Confidence Intervals:	Lower Upper
Around the Mean	89.01% 106.67%
Around the Median	90.88% 105.21%
Around the Weighted Mean	85.66% 105.26%
NORMALITY Test Results:	
Chi Square Test	N/A
Binomial Test	Normal
i.e., Insufficient evidence of Non-Normality	
Mann-Whitney Test	N/A
Unable to Calculate	
D'Agostino-Pearson	Normal
Shapiro-Wilk W	Normal
Kurtosis (1 - 6) = 3.11	Acceptable
Skew (-1.5 - 1.5) = -0.12	Acceptable
COD Standard	Maximum
See Secondary Category(ies) Section	20.00%



Compliance Checks:	
Level:	Compliance Met?
90% Confidence Interval:	<input type="checkbox"/> YES <input type="checkbox"/> NO
80% Confidence Interval:	<input type="checkbox"/> YES <input type="checkbox"/> NO
Uniformity:	COD Standards met?
	N/A
	COD: Good
	COV: Somewhat Poor
	PRD: No Observed Bias
PRB:	Meets IAAO Standard, No Significant Bias

COMMENTS:	
Value Group: 3	
No data 'lost' to trim.	
Outliers Reviewed using Std. Score 3 Std Dev.	
Below 0.3726 (0 sales) and Above 1.5842 (0 sales)	

Secondary Category(ies) with sales		
Count	Category	Description
1	21	Unimproved Urban Com Lot/Acre
1	27	Com Condominiums
6	2142	Improved Urban Com
2	2243	Improved Urban Ind

COV/COD	
Expected	125%
Observed	147%

May be a Non-Representative Sample

PRELIMINARY

FINAL

Date	Analyst
3/29/2022	Jase Cundick

PRB is inconclusive

Boise Independent #1 - See Secondary Category(ies) Section below for details.

Boise Independent #1

Time Adjustment Review

Time Adjustment APPLIED: 0.00%

NONE Time
 Quarterly GeoMean
 Quarterly Averages
 Quarterly Medians
 Slope Results

	<u>Original</u>	<u>Residual</u>
	-0.70%	-0.70%
	-4.71%	-4.71%
	-4.30%	-4.30%
	-2.21%	-2.21%

Sales Ratios (Before)


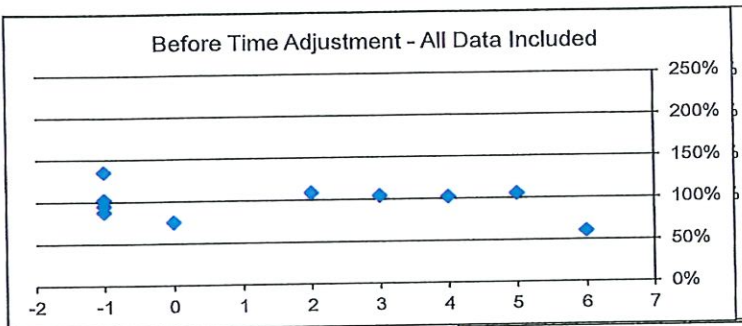
	Counts	Average	Median
1st 3 Mos.	4	105.29%	98.91%
2nd 3 Mos.	2	92.00%	92.00%
3rd 3 Mos.	3	104.18%	104.45%
4th 3 Mos.	1	60.67%	60.67%

Combined Categories

<u>Category</u>	<u>Sales Count</u>	
21	1	UnImproved Urban Com Lot/Acre
27	1	Com Condominlums
2142	6	Improved Urban Com
2243	2	Improved Urban Ind

Time analysis was based on sales.

BEFORE



Sales Ratios (After)

	Counts	Average	Median
1st 3 Mos.	4	105.29%	98.91%
2nd 3 Mos.	2	92.00%	92.00%
3rd 3 Mos.	3	104.18%	104.45%
4th 3 Mos.	1	60.67%	60.67%

No Outliers Found

AFTER

Time Adjustment Considered,

Boise Independent #1 - See Secondary Category(ies) Section below for details.

Active Sales List	Parcel Number	Category	Sale Date	2021 Assessed		Adj. Sales Price	Adj. Ratio
				Value	Sale Price		
	1 R2929910040		2142 07/12/2021	4,904,500	8,084,000	8,084,000	60.670%
	2 S1027234080		2142 01/25/2021	4,099,800	5,450,000	5,450,000	75.230%
	3 R0805810210		21 12/22/2020	3,904,100	4,436,586	4,436,586	88.000%
	4 S1018223051		2142 12/16/2020	5,495,400	5,757,000	5,757,000	95.460%
	5 R3219900096		2243 12/15/2020	4,497,200	4,393,500	4,393,500	102.360%
	6 S1004449201		2142 05/08/2021	3,636,800	3,552,000	3,552,000	102.390%
	7 R1477760060		2142 04/01/2021	6,990,900	6,693,000	6,693,000	104.450%
	8 R0998100500		27 06/30/2021	4,016,100	3,800,000	3,800,000	105.690%
	9 R3058910205		2142 03/23/2021	5,650,100	5,194,000	5,194,000	108.780%
	10 R8120810075		2243 12/15/2020	6,835,900	5,050,000	5,050,000	135.360%

School District 1 - 2021 - Residential Properties Analysis

Residential Properties

Total AV	\$30,780,780,800
Average AV	\$414,908
Standard Deviation of AV	\$250,220

Residential Value Group Statistics

Value Group	(Sold and Unsold) Average Assessed Value	(Sold and Unsold) Value of Assessed	Weighted Mean Sales Ratio	Stdev (Ratio)	Lower 90% CI around the Weighted Mean Ratio	Upper 90% CI around the Weighted Mean Ratio	Sales Counts from Current Ratio Study Data Files	Sales - Outlier: Value, Z-Score of 3 or more	Sales - Outlier: Ratio, Z-Score of 3 or more	Total Sales Used by Value Group
1	\$719,243	\$110,098	88.81%	14.52%	88.71%	87.48%	1,141	0	20	1,121
2	\$371,443	\$33,084	91.54%	9.52%	91.01%	92.07%	958	0	12	946
3	\$467,075	\$33,365	92.20%	11.11%	91.49%	92.90%	772	0	4	768
4	\$509,903	\$51,290	92.35%	11.41%	91.59%	93.16%	578	0	5	573
5	\$985,505	\$334,819	93.89%	14.48%	92.29%	95.07%	380	6	6	374
Total Sales Available							3,229	6	41	3,172

Value Group	(Sold and Unsold) Percent Count from data file	(Sold and Unsold) Total AV from data file	(Sold and Unsold) Adjusted Total AV from data file with Outlier (VS)	(Sold and Unsold) 3 SD +/- OUTLIER, Adjusted Total AV from data file without Outliers
1	28.07%	\$5,158,933,800	\$7,094,726,184	\$7,094,726,184
2	18.57%	\$5,158,303,800	\$5,725,260,870	\$5,725,260,870
3	13.18%	\$5,158,044,300	\$5,676,841,974	\$5,676,841,974
4	10.11%	\$5,156,004,800	\$5,665,949,973	\$5,665,949,973
5	6.24%	\$5,153,491,900	\$5,153,491,900	\$5,153,491,900
\$30,780,780,800				
\$33,316,270,901				

POPULATION (Sold and Unsold) Outlier Review - Based on Value

Value Group	# >3 SD	# >4 SD	# >5 SD	# >6 SD	# >7 SD	# >8 SD
1	0	0	0	0	0	0
2	0	0	0	0	0	0
3	0	0	0	0	0	0
4	0	0	0	0	0	0
5	118	63	31	13	10	8
\$297,778,200						
\$180,013,800						
\$101,025,100						
\$50,389,400						
\$40,929,800						
\$26,885,700						

Value Group	# >9 SD	# >10 SD	# >15 SD	Value of Outliers with Std. Score >= 3
1	0	0	0	\$0
2	0	0	0	\$0
3	0	0	0	\$0
4	0	0	0	\$0
5	6	4	4	\$297,778,200
\$26,885,700				
\$18,573,000				
\$297,778,200				

Residential
POPULATION (Sold and Unsold) Statistics

Average Assessed Value	Std. of Assessed Value	Weighted Mean Sales Ratio	Std. Dev. (Ratio)	Lower 50% CI around the Weighted Mean Ratio	Upper 50% CI around the Weighted Mean Ratio	Sales Count from Current Ratio Study Data Files	Sales that are Value Outliers, Z-Score of 3 or more	Sales that are Ratio Outliers, Z-Score of 3 or more	
\$174,598	\$250,220	91.45%	12.28%	91.06%	91.85%	3,829	5	45	
Total AV						Sales Used		3,778	
Parcel Count	74,187	Total AV	\$30,780,780,600						
# >3 SD	1,160	# >4 SD	598	# >5 SD	251	# >6 SD	139	# >7 SD	88
\$AV of Outliers	\$1,767,535,000	\$AV of Outliers	\$1,003,964,400	\$536,896,200	\$338,815,400	\$238,172,600	\$158,839,500	\$158,839,500	\$158,839,500
# >9 SD	31	# >10 SD	15	# >15 SD	5	# >20 SD	0	# >30 SD	0
\$AV of Outliers	\$101,025,100	\$AV of Outliers	\$55,295,600	\$22,828,300	\$0	\$0	\$0	\$0	\$0
						Value of Outliers with Std. Score >= 3	\$1,767,535,000		

School District 1 - 2021 - Residential Properties Analysis

Residential Properties Sales

Category in Profile	Absconded Category	Total AV	Average AV	Standard Deviation AV	Sales Count	Sales Count after Value Outlier Removed used in Value Group	Sales Count after Value Outlier Removed used in Population Study
Study		\$713,300	\$291,787	\$8,954	3	0	3
12	12	\$2,831,000	\$404,429	\$18,322	7	0	7
15	18	\$0	#DIV/0!	\$0	0	0	0
18	20	\$21,000,100	\$443,917	\$44,073	70	1	70
20	26	\$65,398,900	\$413,917	\$99,740	159	0	159
26	46	\$38,600	\$38,600	\$524	1	0	1
46	50	\$312,900	\$312,900	\$5,057	1	0	1
50	65	\$8,165,200	\$63,791	\$13,785	128	0	128
65	34	\$1,294,600	\$813,657	\$48,462	10	1	9
1234	37	\$205,303,600	\$546,940	\$176,587	375	1	374
1537	41	\$1,409,711,600	\$462,658	\$273,568	3,050	3	3,047
2041	46	\$2,538,600	\$181,329	\$12,422	14	0	14
2046	48	\$3,459,700	\$216,231	\$14,750	16	0	16
2048					3,834	6	3,828

Category in Profile	Total AV from Sales	Sales - Value Group 1 Count	From Sales data file Total AV	Sales - Value Group 2 Only Count	From Sales data file Total AV	Sales - Value Group 3 Only Count	From Sales data file Total AV	Sales - Value Group 4 Only Count	From Sales data file Total AV	Sales - Value Group 5 Only Count	From Sales data file Total AV
Study	\$713,300	3	\$713,300	0	\$0	0	\$0	0	\$0	0	\$0
12	\$2,831,000	2	\$427,000	3	\$1,228,000	0	\$0	2	\$1,176,000	0	\$0
15	\$0	0	\$0	0	\$0	0	\$0	0	\$0	0	\$0
18	\$21,000,100	40	\$8,019,800	16	\$6,220,200	12	\$5,576,100	2	\$1,490,000	0	\$0
20	\$65,398,900	81	\$19,598,200	24	\$8,919,700	21	\$9,848,600	13	\$7,897,100	19	\$19,155,300
26	\$38,600	1	\$38,600	0	\$0	0	\$0	0	\$0	0	\$0
46	\$312,900	1	\$312,900	0	\$0	0	\$0	0	\$0	0	\$0
50	\$8,165,200	128	\$8,165,200	0	\$0	0	\$0	0	\$0	0	\$0
65	\$1,294,600	1	\$293,100	1	\$352,100	2	\$300,400	2	\$1,547,400	3	\$4,631,600
1234	\$205,303,600	33	\$10,108,800	68	\$25,382,600	105	\$90,350,800	111	\$86,234,400	57	\$53,187,400
1537	\$1,409,711,600	825	\$297,998,900	643	\$314,208,800	630	\$298,091,800	448	\$272,656,100	381	\$291,984,200
2041	\$2,538,600	12	\$1,727,300	1	\$351,100	1	\$460,200	0	\$0	0	\$0
2046	\$3,459,700	14	\$2,753,800	2	\$725,900	0	\$0	0	\$0	0	\$0
2048		1,141		959		771		578		380	

Residential Properties

POPULATION (Sold and Unsold) Distribution

Arbitrated Category	Total AV	Category In Value Group 1 as % of Population, based on Value	Category In Value Group 2 as % of Population, based on Value	Category In Value Group 3 as % of Population, based on Value	Category In Value Group 4 as % of Population, based on Value	Category In Value Group 5 as % of Population, based on Value
12	\$68,553,000	0.0438%	0.0327%	0.0522%	0.0352%	0.0391%
15	\$70,257,500	0.2951%	0.4765%	0.7138%	0.4676%	0.2247%
18	\$42,198,300	0.0448%	0.0046%	0.0014%	0.0130%	0.0739%
20	\$9,539,071,800	7.9973%	6.5944%	5.7521%	5.4786%	5.3574%
25	\$903,128,800	1.4634%	0.3589%	0.3902%	0.2864%	0.4483%
34	\$104,146,600	0.0130%	0.0181%	0.0476%	0.0524%	0.2073%
37	\$1,432,523,900	0.3942%	0.9701%	1.4319%	1.2670%	0.6908%
40	\$13,292,900	0.0317%	0.0014%	0.0000%	0.0000%	0.0101%
41	\$17,829,519,600	9.3697%	11.6312%	11.6305%	12.3939%	12.9195%
46	\$19,172,200	0.0665%	0.0007%	0.0007%	0.0000%	0.0003%
48	\$44,010,300	0.1248%	0.0119%	0.0053%	0.0000%	0.0003%
50	\$4,959,500	0.0193%	0.0000%	0.0000%	0.0000%	0.0000%
55	\$104,589,700	0.2391%	0.0000%	0.0000%	0.0000%	0.0000%

Arbitrated Category	Divisor	Value Group 1 Weight	Value Group 2 Weight	Suggested Divisor - Weighted Mean Sales Ratio from Value Group 1 - Residential Property	Suggested Divisor - Weighted Mean Sales Ratio from Value Group 2 - Residential Property	Suggested Divisor - Weighted Mean Sales Ratio from Value Group 3 - Residential Property	Suggested Divisor - Weighted Mean Sales Ratio from Value Group 4 - Residential Property	Suggested Divisor - Weighted Mean Sales Ratio from Value Group 5 - Residential Property
12	0.8681	0.0004	0.3996	0.8681	0.9154	0.9220	1.0000	1.0000
15	0.8681	0.0026	0.9974	0.8681	0.9154	0.9220	1.0000	1.0000
18	0.8681	0.0004	0.9986	0.8681	0.9154	0.9220	1.0000	1.0000
20	0.8681	0.0678	0.9322	0.8681	0.9154	0.9220	1.0000	1.0000
25	0.8681	0.0126	0.9874	0.8681	0.9154	0.9220	1.0000	1.0000
34	0.8681	0.0001	0.9999	0.8681	0.9154	0.9220	1.0000	1.0000
37	0.8681	0.0034	0.9966	0.8681	1.0000	1.0000	1.0000	1.0000
40	1.0000	0.0003	0.9997	1.0000	0.9154	0.9220	1.0000	1.0000
41	0.8681	0.0813	0.5187	0.8681	0.9154	0.9220	1.0000	1.0000
46	0.8681	0.0025	0.9975	0.8681	0.9154	0.9220	1.0000	1.0000
48	0.8681	0.0011	0.9989	0.8681	0.9154	0.9220	1.0000	1.0000
50	0.8681	0.0001	0.9999	0.8681	0.9154	0.9220	1.0000	1.0000
55	0.8681	0.0029	0.9971	0.8681	1.0000	1.0000	1.0000	1.0000

School District 1 - 2021 - Residential Properties Analysis

Residential Properties
POPULATION (Sold and Unsold) AV

Only those categories affected by ratio study results are shown.

Abstract Category	Total AV Value Outliers Removed	AV attributed to VG 1	Value of Outliers In Value Group 1	AV attributed to VG 2	Value of Outliers In Value Group 2	AV attributed to VG 3	Value of Outliers In Value Group 3	AV attributed to VG 4	Value of Outliers In Value Group 4	AV attributed to VG 5	Value of Outliers In Value Group 5	Total Value of Value Group Outliers
12	\$68,633,000	\$13,470,200	\$0	\$10,058,800	\$0	\$16,072,000	\$0	\$10,926,400	\$0	\$18,195,600	\$0	\$0
15	\$670,287,300	\$50,857,300	\$0	\$146,859,300	\$0	\$718,708,700	\$0	\$416,100	\$0	\$69,155,000	\$0	\$3,468,700
18	\$32,869,800	\$13,800,400	\$0	\$1,429,800	\$0	\$416,100	\$0	\$6,013,400	\$0	\$22,471,700	\$0	\$2,254,800
20	\$9,536,771,000	\$2,403,222,100	\$0	\$2,029,815,100	\$0	\$1,770,554,700	\$0	\$1,086,242,600	\$0	\$1,546,036,300	\$0	\$2,254,800
26	\$989,186,500	\$469,433,500	\$0	\$110,429,800	\$0	\$120,103,900	\$0	\$98,162,500	\$0	\$379,999,500	\$0	\$4,942,300
34	\$101,955,300	\$3,990,600	\$0	\$5,595,700	\$0	\$14,646,800	\$0	\$16,126,100	\$0	\$53,814,300	\$0	\$2,191,300
37	\$1,432,523,800	\$121,323,900	\$0	\$287,827,200	\$0	\$440,753,900	\$0	\$399,291,600	\$0	\$212,627,300	\$0	\$0
40	\$13,292,800	\$9,754,700	\$0	\$443,100	\$0	\$0	\$0	\$0	\$0	\$3,095,100	\$0	\$0
41	\$17,829,519,600	\$2,884,078,100	\$0	\$3,580,172,400	\$0	\$3,577,946,400	\$0	\$3,816,512,400	\$0	\$3,976,711,600	\$0	\$0
46	\$18,177,200	\$18,427,200	\$0	\$230,600	\$0	\$271,000	\$0	\$0	\$0	\$91,300	\$0	\$0
48	\$44,010,300	\$38,427,200	\$0	\$3,598,400	\$0	\$1,034,500	\$0	\$0	\$0	\$290,200	\$0	\$0
50	\$4,859,500	\$4,859,500	\$0	\$0	\$0	\$0	\$0	\$0	\$0	\$0	\$0	\$0
65	\$104,369,100	\$104,369,100	\$0	\$0	\$0	\$0	\$0	\$0	\$0	\$0	\$0	\$0
Total AV**	\$30,756,261,200	\$5,153,309,500	\$0	\$5,153,309,500	\$0	\$5,156,048,300	\$0	\$5,156,004,800	\$0	\$5,153,491,900	\$18,897,100	\$18,897,100

Abstract Category	Adjusted Total AV	Adjusted AV for VG 1	Value of Outliers - VG 1	Adjusted AV for VG 2	Value of Outliers - VG 2	Adjusted AV for VG 3	Value of Outliers - VG 3	Adjusted AV for VG 4	Value of Outliers - VG 4	Adjusted AV for VG 5	Value of Outliers - VG 5	Total Value of Value Group Outliers
12	\$72,969,891	\$15,516,876	\$0	\$10,999,345	\$0	\$17,431,670	\$0	\$10,626,400	\$0	\$18,195,600	\$0	\$0
15	\$716,231,402	\$104,639,903	\$0	\$160,274,929	\$0	\$238,259,710	\$0	\$143,918,800	\$0	\$59,152,000	\$0	\$3,468,700
18	\$34,633,780	\$15,897,247	\$0	\$1,551,940	\$0	\$461,139	\$0	\$4,013,400	\$0	\$13,010,000	\$0	\$3,468,700
20	\$10,239,919,596	\$2,768,485,313	\$0	\$2,217,407,800	\$0	\$1,920,341,233	\$0	\$1,086,242,600	\$0	\$1,546,741,500	\$0	\$2,254,800
26	\$986,994,431	\$314,265,082	\$0	\$120,635,589	\$0	\$130,264,100	\$0	\$98,162,500	\$0	\$133,027,200	\$0	\$4,942,300
34	\$104,914,472	\$4,595,936	\$0	\$5,072,427	\$0	\$15,986,009	\$0	\$16,126,100	\$0	\$51,623,000	\$0	\$2,191,300
37	\$1,512,997,402	\$199,157,917	\$0	\$292,579,419	\$0	\$479,941,106	\$0	\$399,291,600	\$0	\$276,627,200	\$0	\$0
40	\$13,292,800	\$9,754,700	\$0	\$443,100	\$0	\$0	\$0	\$0	\$0	\$3,095,100	\$0	\$0
41	\$18,900,785,051	\$3,222,287,870	\$0	\$3,911,046,974	\$0	\$3,874,127,007	\$0	\$3,816,512,400	\$0	\$3,976,711,600	\$0	\$0
46	\$22,049,061	\$21,474,830	\$0	\$251,912	\$0	\$291,020	\$0	\$0	\$0	\$290,200	\$0	\$0
48	\$50,225,349	\$44,265,959	\$0	\$3,995,504	\$0	\$1,172,771	\$0	\$0	\$0	\$0	\$0	\$0
50	\$5,597,857	\$5,597,857	\$0	\$0	\$0	\$0	\$0	\$0	\$0	\$0	\$0	\$0
65	\$180,227,048	\$180,227,048	\$0	\$0	\$0	\$0	\$0	\$0	\$0	\$0	\$0	\$0
Adjusted Total AV	\$32,779,428,979	\$7,086,167,487	\$0	\$5,725,219,919	\$0	\$5,676,841,974	\$0	\$5,156,004,800	\$0	\$5,134,594,800	\$18,897,100	\$18,897,100
AV of Value Outliers	\$18,897,100	\$7,086,167,487	\$0	\$5,725,219,919	\$0	\$5,676,841,974	\$0	\$5,156,004,800	\$0	\$5,133,291,900	\$18,897,100	\$18,897,100

Estimated Adjusted Total AV including Outliers \$32,798,326,079

School District 1 - 2021 - Residential Properties Analysis

Residential Properties

Assessmt Category	Adjustment	Value of Outlines
12	0.940586	\$0
13	0.035853	\$0
18	0.935197	\$8,488,700
20	0.931388	\$2,294,800
25	0.910595	\$4,942,300
34	0.977304	\$2,191,500
37	0.946812	\$0
40	1.000000	\$0
41	0.943322	\$0
46	0.869751	\$0
48	0.874518	\$0
50	0.869100	\$0
55	0.869100	\$0
65	0.869100	\$0

BOISE INDEPENDENT #1 - 2021 ANALYSIS - RESIDENTIAL VALUE OUTLIER LISTING

VALUE GROUP (Sales) - VALUE OUTLIERS

Value Group	Parcel Number	Sale Date	Ass'd Value	Time Adjusted Sale Price	Category	VG_Z-Score
5	R3704900150	10/23/2020	\$2,107,800	\$2,399,443	1537	3.35195
5	S0934325560	5/21/2021	\$2,146,900	\$2,462,080	1234	3.46873
5	R2940720250	7/26/2021	\$2,164,100	\$1,985,374	26	3.52010
5	R7451500051	5/25/2021	\$2,169,600	\$1,923,016	2041	3.53652
5	R8037540120	10/9/2020	\$2,470,500	\$2,591,455	2041	4.43522
5	R8079560300	11/10/2020	\$4,037,400	\$4,193,622	2041	9.11506

BOISE INDEPENDENT #1 - 2021 ANALYSIS - RESIDENTIAL VALUE OUTLIER LISTING

POPULATION (Sales)

Parcel Number	Sale Date	Ass'd Value	Time Adjusted Sale Price	Category	Population Z_SCORE
R8309620180	12/4/2020	1177600	1332847.047	2041	3.0481
R3482100170	8/7/2021	1178000	847788.3102	2041	3.0497
R3482100670	5/12/2021	1178300	1307756.645	2041	3.0509
R1322140060	9/24/2021	1180700	1546824.527	2041	3.0605
R3482120340	4/9/2021	1184600	1044098.693	2041	3.0761
R3482120400	8/20/2021	1186400	1007530.013	2041	3.0833
R8037540490	8/23/2021	1198000	1286475.977	2041	3.1296
R3482120180	7/21/2021	1208500	933157.7175	2041	3.1716
R8226700050	10/13/2020	1218100	1257072.865	2041	3.2099
R3616300022	11/16/2020	1225100	1700357.454	1537	3.2379
R2690400035	2/24/2021	1237700	1432161.893	2041	3.2883
R6042250970	8/30/2021	1250800	1162026.962	1537	3.3406
R5254360100	5/3/2021	1252300	1778117.39	2041	3.3466
R3482100740	10/8/2020	1275600	1192244.978	2041	3.4397
R2690340090	8/16/2021	1289600	1396246.93	2041	3.4957
R6206430010	12/3/2020	1293300	1617523.844	2041	3.5105
R3482110180	3/19/2021	1312000	1411535.919	2041	3.5852
R3856001870	10/30/2020	1342100	1360157.453	2041	3.7055
R8438590180	9/3/2021	1354800	1356580.909	2041	3.7563
R3610290495	12/15/2020	1359400	1320461.807	1537	3.7746
R3616750122	1/25/2021	1361300	1616464.553	2041	3.7822
S0612323400	10/2/2020	1366800	1277450.695	1234	3.8042
R6120403031	11/10/2020	1377700	1783180.751	2041	3.8478
R8225100100	10/20/2020	1387000	2031788.132	1537	3.8849
R0988260360	10/28/2020	1388000	1592297.878	2041	3.8889
R9391220400	7/30/2021	1392400	1372873.474	1537	3.9065
R7132920010	5/17/2021	1413500	1496366.093	2041	3.9909
R3616680025	9/2/2021	1416100	1378606.722	2041	4.0012
R7854360170	1/25/2021	1431900	2205826.061	2041	4.0644
R7879270390	11/16/2020	1443700	1392624.05	2041	4.1115
R5983900460	7/7/2021	1444700	1852743.378	2041	4.1155
R6120402200	1/29/2021	1462900	1510638.452	2041	4.1883
R3616250690	10/14/2020	1488700	1236563.66	2041	4.2914
R5299000812	5/4/2021	1506100	1339732.013	2041	4.3609
R3856000100	6/14/2021	1513500	1341817.649	2041	4.3905
R0523750400	5/24/2021	1531100	2016857.014	2041	4.4608
R6120520250	10/16/2020	1537100	1770943.244	2041	4.4848
R8059180240	7/12/2021	1571000	1420912.847	26	4.6203
R1035150382	8/26/2021	1577100	1769565.995	2041	4.6447
R6641120020	9/15/2021	1590900	1496490.262	2041	4.6998

BOISE INDEPENDENT #1 - 2021 ANALYSIS - RESIDENTIAL VALUE OUTLIER LISTING

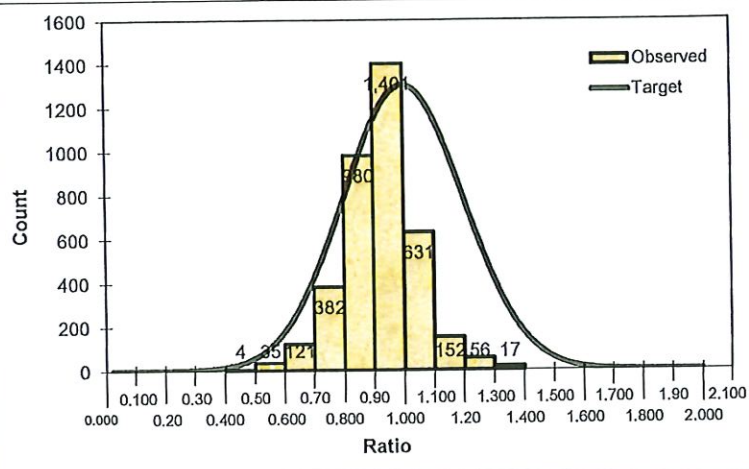
POPULATION (Sales) continued

Parcel Number	Sale Date	Ass'd Value	Time Adjusted Sale Price	Category	Population Z_SCORE
R5299000455	6/14/2021	1600000	1376223.229	2041	4.7362
R3720200500	1/5/2021	1651400	2739913.255	1537	4.9416
R0850410060	9/27/2021	1667200	1327779.505	1537	5.0048
R7284410080	10/29/2020	1732600	1696891.483	2041	5.2661
R5983350260	10/30/2020	1744600	2172145.827	2041	5.3141
S1011346700	3/1/2021	1745600	1780814.21	2041	5.3181
R8123253302	1/21/2021	1764300	1963589.013	2041	5.3928
R3616560170	2/12/2021	1877800	1587549.222	2041	5.8464
R7475830130	5/24/2021	1972900	2586838.344	2041	6.2265
R1035160030	7/27/2021	1989000	2893884.748	2041	6.2908

Boise Independent #1 - See Secondary Category(ies) Section below for details.

Boise Independent #1	See Secondary Category(ies) Section below for details.	Combined Categories	TIME PERIOD STUDIED	
RATIO STUDY Not Official until 'FINAL' dated & initialed	Using 2021 Assessed Values	Assessment Date:	From:	To:
		01/01/2021	10/01/2020	09/30/2021
Sales Price is Time Adjusted	Time Adjustment Considered, but not Applied.			

SAMPLE STATISTICS	
Sample size (n)	3,779
Total Assessed Value	\$1,706,556,400
Total Adjusted Sales Price	\$1,866,147,267
Mean Assessed Value	\$451,589
Mean Adjusted Sales Price	\$493,820
Standard Deviation AV	\$218,822
Standard Deviation SP	\$244,413
Median Assessed Value	\$400,300
Median Sales Price	\$432,530
ASSESSMENT LEVEL	
Arithmetic Mean Ratio	92.12%
Median Ratio	92.56%
Weighted Mean Ratio	91.45%
Geometric Mean Ratio	91.28%
UNIFORMITY	
Lowest Ratio	48.65%
Highest Ratio	135.63%
Coefficient of Dispersion	10.04%
Standard Deviation	12.27%
Coefficient of Variation	13.32%
Price-Related Bias	0.0095
Price-Related Differential	1.01
RELIABILITY	
90% Confidence Intervals:	Lower Upper
Around the Mean	91.80% 92.45%
Around the Median	92.29% 92.95%
Around the Weighted Mean	91.05% 91.84%
Around the COD	9.75% 10.32%
Around the PRB	0.0038 0.0153
Probability True Mean 90-110	Approx. 100%
80% Confidence Intervals:	Lower Upper
Around the Mean	91.87% 92.38%
Around the Median	92.34% 92.88%
Around the Weighted Mean	91.14% 91.76%
NORMALITY Test Results: Non-Normal	
Chi Square Test	Non-Normal
Binomial Test	N/A
i.e., Insufficient evidence of Non-Normality	
Mann-Whitney Test	-4.7341
Significance of Value Related Inequity - Strong	
D'Agostino-Pearson	Normal
Shapiro-Wilk W	N/A
Kurtosis (2.5 - 4) = 3.98	Acceptable
Skew (-0.5 - 1) = -0.05	Acceptable
COD Standard	Maximum
See Secondary Category(ies) Section	20.00%



Compliance Checks:	
Level:	Compliance Met?
90% Confidence Interval:	<input checked="" type="checkbox"/> YES <input type="checkbox"/> NO
80% Confidence Interval:	<input checked="" type="checkbox"/> YES <input type="checkbox"/> NO
Uniformity:	COD Standards met? N/A
	COD: Very Good
	COV: Very Good
	PRD: No Observed Bias
PRB:	Meets IAAO Standard, No Significant Bias

COMMENTS:
Residents of Population

1.18% of the originally available population has been trimmed.
 Outliers Reviewed using Std. Score 3 Std Dev.
 Below 0.4824 (25 sales) and Above 1.3609 (20 sales)

Secondary Category(ies) with sales		
Count	Category	Description
3	12	Unimproved Rural Res Tract
7	15	Unimproved Rural Res Sub
64	20	Unimproved Urban Res Lot/Acre
1	22	Unimproved Urban Ind Lot/Acre
157	26	Res Condominiums
1	46	Manufactured House (46)
95	65	Mfg. House (65) on Leased Land
7	1234	Improved Rural Res Tract
1	1248	Dec.Mfg. House on Rural Res Tract
373	1,537	Improved Rural Res Sub
3,039	2,041	Improved Urban R
14	2,046	Mfg. House on Ur
Date	Analyst	
3/30/2022	Jase Cundick	

COV/COD	
Expected	125%
Observed	133%

May be a Non-Representative Sample
 No Price Related Bias found
 PRB is SIGNIFICANT @ 90%

PRELIMINARY
 FINAL

Boise Independent #1 - See Secondary Category(ies) Section below for details.

Boise Independent #1

Time Adjustment Review

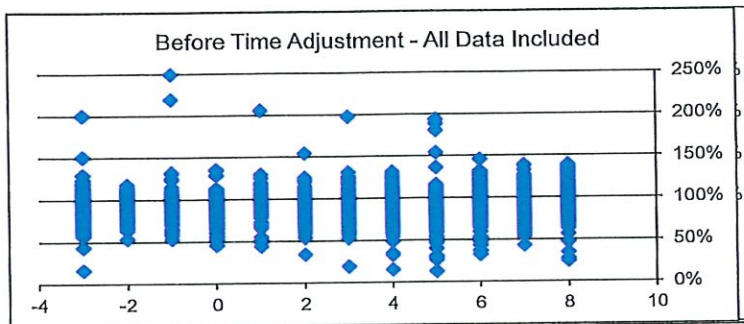
Time Adjustment APPLIED: 0.00%

<i>NONE</i> Time	<u>Original</u>	<u>Residual</u>		
Quarterly GeoMean	0.06%	0.06%		
Quarterly Averages	0.20%	0.20%		
Quarterly Medians	0.02%	0.02%		
Slope Results	0.08%	0.08%		
<u>Sales Ratios (Before)</u>	<u>Counts</u>	<u>Average</u>	<u>Median</u>	
1st 3 Mos.	1097	93.04%	94.53%	
2nd 3 Mos.	686	91.58%	92.47%	
3rd 3 Mos.	1000	88.93%	88.28%	
4th 3 Mos.	996	94.70%	94.66%	


Combined Categories		
<u>Category</u>	<u>Sales Count</u>	
12	3	Unimproved Rural Res Tract
15	7	Unimproved Rural Res Sub
20	64	Unimproved Urban Res Lot/Acre
22	1	Unimproved Urban Ind Lot/Acre
26	157	Res Condominiums
46	1	Manufactured House (46)
65	95	Mfg. House (65) on Leased Land
1234	7	Improved Rural Res Tract
1248	1	Dec.Mfg. House on Rural Res Tract
1537	373	Improved Rural Res Sub
2041	3,039	Improved Urban Res
2046	14	Mfg. House on Urban Res

Time analysis was based on sales.

BEFORE



45 Influential data point(s) removed



<u>Sales Ratios (After)</u>	<u>Counts</u>	<u>Average</u>	<u>Median</u>
1st 3 Mos.	1097	93.04%	94.53%
2nd 3 Mos.	686	91.58%	92.47%
3rd 3 Mos.	1000	88.93%	88.28%
4th 3 Mos.	996	94.70%	94.66%

No Outliers Found

AFTER

Time Adjustment Considered,

Boise Independent #1 - See Secondary Category(ies) Section below for details.

Outlier Sales List	Parcel Number	Category	Sale Date	2021 Assessed		Adj. Sales Price	Adj. Ratio
				Value	Sale Price		
	1 MBROD731402		65 06/30/2021	14,600	111,000	111,000	13.153%
	2 MMARL691205		65 05/28/2021	12,300	80,370	80,370	15.304%
	3 MBILT701209		65 10/09/2020	5,100	31,350	31,350	16.268%
	4 MTAMA701227		65 04/21/2021	7,900	40,588	40,588	19.464%
	5 MSUND791201		65 09/23/2021	15,400	62,568	62,568	24.613%
	6 MSAHA771408		65 06/02/2021	16,000	60,125	60,125	26.611%
	7 MSCHU841250		65 09/15/2021	4,100	14,960	14,960	27.406%
	8 R1798500498		20 06/10/2021	78,000	269,910	269,910	28.899%
	9 MGENT732403		65 06/28/2021	26,300	86,025	86,025	30.573%
	10 MWESF821406		65 06/23/2021	24,900	78,625	78,625	31.669%
	11 MMODU862701		65 07/15/2021	44,500	136,500	136,500	32.601%
	12 MGREA772417		65 05/25/2021	27,100	82,250	82,250	32.948%
	13 MSHER752402		65 03/05/2021	48,300	141,620	141,620	34.105%
	14 MNASH652004		65 09/22/2021	25,600	73,260	73,260	34.944%
	15 MBUDD772402		65 05/14/2021	27,800	79,430	79,430	34.999%
	16 MBROA781438		65 07/26/2021	21,800	59,150	59,150	36.855%
	17 R7997000320		20 06/22/2021	177,000	440,100	440,100	40.218%
	18 R8390001030		20 08/30/2021	160,000	369,714	369,714	43.277%
	19 R2690440020		20 10/02/2020	210,000	482,300	482,300	43.541%
	20 MDIPL711203		65 07/08/2021	7,400	16,835	16,835	43.956%
	21 R4303000585		20 02/26/2021	160,000	362,600	362,600	44.126%
	22 MFLEE782408		65 01/15/2021	38,800	85,000	85,000	45.647%
	23 MBUDD812701		65 06/01/2021	65,500	140,138	140,138	46.740%
	24 R6876001382		20 06/11/2021	160,000	342,000	342,000	46.784%
	25 MGLN812601		65 09/01/2021	59,500	125,752	125,752	47.315%
	26 S1126315171	1234	06/18/2021	469,000	342,794	342,794	136.817%
	27 R1955020740	2041	09/14/2021	386,400	282,184	282,184	136.932%
	28 R1035230260	2041	08/03/2021	843,000	610,265	610,265	138.137%
	29 R2082240040	2041	08/03/2021	654,000	472,294	472,294	138.473%
	30 R1580710310	2041	08/13/2021	395,600	284,904	284,904	138.854%
	31 R3482100170	2041	08/07/2021	1,178,000	847,788	847,788	138.950%
	32 MVAND742402	65	09/28/2021	29,300	21,032	21,032	139.312%
	33 MVAND682051	65	07/24/2021	13,300	9,100	9,100	146.154%
	34 MPALM072001	65	10/06/2020	71,200	47,025	47,025	151.409%
	35 MCRAN701201	65	06/25/2021	12,400	8,023	8,023	154.547%
	36 MORIG731250	65	03/08/2021	6,000	3,880	3,880	154.639%
	37 MBUDD761405	65	06/24/2021	20,100	11,100	11,100	181.081%
	38 MFLEE792407	65	06/25/2021	34,900	18,500	18,500	188.649%
	39 MFUQU842702	65	06/02/2021	44,800	23,125	23,125	193.730%
	40 MFLEE191520	65	04/09/2021	85,800	43,409	43,409	197.657%
	41 MFLEE951404	65	10/19/2020	46,100	22,990	22,990	200.522%
	42 MBROA712401	65	02/22/2021	23,300	11,328	11,328	205.694%
	43 MTITA761407	65	12/06/2020	15,600	7,105	7,105	219.564%
	44 MFLEE071502	65	12/16/2020	63,300	25,375	25,375	249.458%
	45 MGENT761451	65	06/05/2021	15,800	6,013	6,013	262.786%

Boise Independent #1 - See Secondary Category(ies) Section below for details.

Active Sales List	Parcel Number	Category	Sale Date	2021 Assessed		Adj. Sales Price	Adj. Ratio
				Value	Sale Price		
	1 R7334190471		20 7/9/2021	\$140,000	\$287,760	\$287,760	48.65%
	2 MCHAD962609		65 6/18/2021	\$76,900	\$157,250	\$157,250	48.90%
	3 MSKYL791406		65 2/15/2021	\$42,400	\$86,188	\$86,188	49.20%
	4 MMARL732401		65 5/21/2021	\$44,100	\$89,300	\$89,300	49.38%
	5 R5861900010	2046	2/24/2021	\$122,000	\$237,901	\$237,901	51.28%
	6 R1013004995	2041	7/21/2021	\$664,100	\$1,260,394	\$1,260,394	52.69%
	7 R5015150010		20 1/25/2021	\$326,700	\$620,000	\$620,000	52.69%
	8 R6780000200		12 4/30/2021	\$295,200	\$557,138	\$557,138	52.99%
	9 MFLEE052401		65 6/25/2021	\$110,800	\$208,125	\$208,125	53.24%
	10 R3610290380		15 12/31/2020	\$184,800	\$346,800	\$346,800	53.29%
	11 MFLEE752403		65 11/13/2020	\$45,900	\$85,490	\$85,490	53.69%
	12 MNASH932604		65 8/27/2021	\$67,300	\$125,300	\$125,300	53.71%
	13 R2024300960	2041	7/14/2021	\$272,100	\$506,239	\$506,239	53.75%
	14 R5538922350	2041	8/11/2021	\$285,100	\$530,081	\$530,081	53.78%
	15 R8770000020	2041	3/11/2021	\$430,100	\$797,793	\$797,793	53.91%
	16 MMEDF941401		65 6/30/2021	\$38,000	\$69,375	\$69,375	54.77%
	17 MCHAM992402		65 5/28/2021	\$49,100	\$89,300	\$89,300	54.98%
	18 R1277130015	2041	3/29/2021	\$672,800	\$1,223,223	\$1,223,223	55.00%
	19 R4541310020	1537	2/10/2021	\$300,200	\$544,615	\$544,615	55.12%
	20 R4303000410		20 1/20/2021	\$208,000	\$375,000	\$375,000	55.47%
	21 MMODU072704		65 8/18/2021	\$71,900	\$127,985	\$127,985	56.18%
	22 R6907000080	2041	1/22/2021	\$364,900	\$647,389	\$647,389	56.36%
	23 MKITR802403		65 9/23/2021	\$46,400	\$82,060	\$82,060	56.54%
	24 R7384260080	2041	8/26/2021	\$356,000	\$627,392	\$627,392	56.74%
	25 MHILL771405	2046	8/2/2021	\$117,000	\$205,570	\$205,570	56.91%
	26 MFLEE072706		65 8/30/2021	\$56,800	\$99,614	\$99,614	57.02%
	27 R3193000085	2046	4/13/2021	\$119,800	\$209,427	\$209,427	57.20%
	28 R1952000022	2041	4/2/2021	\$237,500	\$412,990	\$412,990	57.51%
	29 R7334190461	2046	10/15/2020	\$185,400	\$322,286	\$322,286	57.53%
	30 S1007417470		22 12/28/2020	\$211,600	\$365,000	\$365,000	57.97%
	31 MBROA961404		65 5/14/2021	\$38,900	\$66,740	\$66,740	58.29%
	32 R7334190640	2041	4/2/2021	\$285,000	\$483,815	\$483,815	58.91%
	33 S0909223500		12 3/4/2021	\$282,200	\$478,080	\$478,080	59.03%
	34 R8112007190	2041	6/21/2021	\$324,400	\$549,525	\$549,525	59.03%
	35 R5225750051	2041	5/21/2021	\$182,300	\$307,760	\$307,760	59.23%
	36 R8043270340	1537	5/18/2021	\$622,300	\$1,049,272	\$1,049,272	59.31%
	37 R7475800210		26 4/9/2021	\$440,900	\$735,693	\$735,693	59.93%
	38 R2734541150	2041	12/15/2020	\$152,300	\$253,935	\$253,935	59.98%
	39 R2024302035	2041	10/30/2020	\$295,600	\$492,706	\$492,706	60.00%
	40 R3515000050	2041	7/30/2021	\$328,200	\$546,676	\$546,676	60.04%
	41 R5739810260	2048	12/9/2020	\$101,300	\$168,523	\$168,523	60.11%
	42 MGLN842707		65 8/9/2021	\$78,100	\$129,775	\$129,775	60.18%
	43 R3720200500	1537	1/5/2021	\$1,651,400	\$2,739,913	\$2,739,913	60.27%
	44 R7334190310	2041	4/21/2021	\$284,000	\$466,857	\$466,857	60.83%
	45 R2858000905	2041	4/23/2021	\$323,900	\$532,313	\$532,313	60.85%
	46 R7335460240	2041	12/22/2020	\$233,700	\$383,507	\$383,507	60.94%
	47 MSAHA701217		65 1/29/2021	\$5,500	\$9,000	\$9,000	61.11%
	48 S1012212630		20 12/10/2020	\$480,000	\$785,400	\$785,400	61.12%
	49 R2336002510	2041	5/27/2021	\$535,200	\$874,481	\$874,481	61.20%
	50 MBUDD741250		65 10/24/2020	\$8,000	\$13,063	\$13,063	61.24%
	51 S0633417470	2041	5/13/2021	\$543,400	\$885,801	\$885,801	61.35%
	52 S0629131270	2041	5/10/2021	\$384,600	\$626,213	\$626,213	61.42%
	53 S1006142200	2041	3/11/2021	\$427,000	\$693,610	\$693,610	61.56%
	54 R5481000200	2041	6/10/2021	\$438,200	\$707,911	\$707,911	61.90%
	55 R3641500031	2041	3/8/2021	\$383,800	\$618,349	\$618,349	62.07%
	56 R3719170742	2041	8/10/2021	\$211,000	\$339,482	\$339,482	62.15%
	57 R3193020295	2046	10/23/2020	\$139,300	\$223,948	\$223,948	62.20%
	58 R2077660555	2041	4/30/2021	\$501,900	\$806,798	\$806,798	62.21%
	59 R9414000060	2041	6/3/2021	\$274,400	\$439,651	\$439,651	62.41%
	60 R7854360070		20 10/26/2020	\$248,200	\$397,500	\$397,500	62.44%
	61 R1431260211	2041	10/2/2020	\$509,500	\$815,285	\$815,285	62.49%
	62 R4671520520	2041	6/28/2021	\$328,000	\$524,349	\$524,349	62.55%
	63 R1892000250	2041	5/10/2021	\$345,200	\$551,600	\$551,600	62.58%
	64 MNASH862407		65 10/1/2020	\$47,100	\$75,240	\$75,240	62.60%
	65 R3719183572	2046	6/10/2021	\$148,700	\$237,409	\$237,409	62.63%
	66 R1096170240	2041	5/5/2021	\$272,800	\$432,782	\$432,782	63.03%
	67 R0387250416	2041	5/11/2021	\$364,900	\$576,829	\$576,829	63.26%
	68 R5739810170	2046	10/22/2020	\$130,300	\$205,955	\$205,955	63.27%
	69 R3482100790	2041	12/14/2020	\$611,200	\$964,823	\$964,823	63.35%
	70 R4615750030	2041	8/18/2021	\$362,700	\$572,059	\$572,059	63.40%
	71 R3641750090	2041	8/27/2021	\$456,600	\$719,231	\$719,231	63.48%
	72 S0633234120	2041	11/20/2020	\$208,100	\$327,287	\$327,287	63.58%

Boise Independent #1 - See Secondary Category(ies) Section below for details.

73	R6876250290	2041	4/30/2021	\$353,400	\$555,795	\$555,795	63.58%
74	MGUER962703	65	9/28/2021	\$70,200	\$110,000	\$110,000	63.82%
75	R7476280072	2041	9/1/2021	\$608,800	\$951,913	\$951,913	63.96%
76	R7334000305	2041	10/13/2020	\$248,100	\$387,454	\$387,454	64.03%
77	S0225233110	1248	6/2/2021	\$488,400	\$760,965	\$760,965	64.18%
78	R6905000190	2041	5/20/2021	\$423,800	\$660,092	\$660,092	64.20%
79	S1022120825	2041	10/1/2020	\$286,600	\$446,158	\$446,158	64.24%
80	R1096500050	15	5/20/2021	\$413,700	\$644,000	\$644,000	64.24%
81	MSUNV761452	65	3/3/2021	\$20,600	\$32,010	\$32,010	64.35%
82	R1317411180	2041	6/3/2021	\$425,600	\$660,345	\$660,345	64.45%
83	R2039250515	2041	10/8/2020	\$677,300	\$1,048,780	\$1,048,780	64.58%
84	R9426000040	2041	8/11/2021	\$147,500	\$228,261	\$228,261	64.62%
85	MMONT791406	65	12/22/2020	\$32,500	\$50,243	\$50,243	64.69%
86	R8266000200	2041	8/6/2021	\$517,000	\$798,782	\$798,782	64.72%
87	R2858000225	2041	7/23/2021	\$341,700	\$527,796	\$527,796	64.74%
88	R7854360170	2041	1/25/2021	\$1,431,900	\$2,205,826	\$2,205,826	64.91%
89	R7835001460	2041	3/31/2021	\$344,200	\$529,858	\$529,858	64.96%
90	R7476300307	2041	6/21/2021	\$778,200	\$1,196,476	\$1,196,476	65.04%
91	MFLEE022701	65	6/1/2021	\$111,800	\$171,588	\$171,588	65.16%
92	MBROF952402	65	5/22/2021	\$54,800	\$83,848	\$83,848	65.36%
93	R1525800170	20	10/1/2020	\$191,100	\$291,500	\$291,500	65.56%
94	R0805760090	2048	6/11/2021	\$164,000	\$250,129	\$250,129	65.57%
95	R9350000042	2041	7/22/2021	\$748,300	\$1,141,287	\$1,141,287	65.57%
96	MVOGU831401	65	8/31/2021	\$41,100	\$62,650	\$62,650	65.60%
97	R1580800180	2041	2/10/2021	\$310,400	\$472,321	\$472,321	65.72%
98	R7997030052	2041	8/11/2021	\$261,200	\$397,153	\$397,153	65.77%
99	S0517233701	2041	1/20/2021	\$1,031,500	\$1,567,401	\$1,567,401	65.81%
100	R5836250030	2048	12/15/2020	\$163,700	\$247,841	\$247,841	66.05%
101	R1624003230	2041	8/12/2021	\$430,900	\$651,808	\$651,808	66.11%
102	R5134020060	20	2/4/2021	\$1,300	\$1,960	\$1,960	66.33%
103	R1624001430	2041	5/27/2021	\$282,100	\$424,123	\$424,123	66.51%
104	R9529190360	2041	3/31/2021	\$834,100	\$1,253,229	\$1,253,229	66.56%
105	R2024250115	2041	5/4/2021	\$234,700	\$351,903	\$351,903	66.69%
106	R3699000096	2041	1/8/2021	\$397,900	\$596,055	\$596,055	66.76%
107	R5538942520	2041	8/24/2021	\$430,500	\$643,856	\$643,856	66.86%
108	R8266000210	2041	7/12/2021	\$841,000	\$1,257,445	\$1,257,445	66.88%
109	S0633223377	2041	4/30/2021	\$489,500	\$731,497	\$731,497	66.92%
110	R7334201386	20	11/20/2020	\$135,400	\$202,280	\$202,280	66.94%
111	R1035140130	2041	4/2/2021	\$677,700	\$1,011,781	\$1,011,781	66.98%
112	R7334200440	2046	1/11/2021	\$166,000	\$247,714	\$247,714	67.01%
113	R7335560520	2041	10/5/2020	\$218,100	\$325,260	\$325,260	67.05%
114	R2024380020	2041	3/22/2021	\$232,400	\$346,570	\$346,570	67.06%
115	R4707000086	2041	11/2/2020	\$305,000	\$454,367	\$454,367	67.13%
116	MNASH062611	65	11/27/2020	\$128,000	\$190,550	\$190,550	67.17%
117	R8043270460	1537	7/13/2021	\$436,200	\$649,083	\$649,083	67.20%
118	R5983350510	2041	3/16/2021	\$1,067,400	\$1,588,273	\$1,588,273	67.21%
119	S0633223044	2041	6/30/2021	\$213,700	\$317,846	\$317,846	67.23%
120	R4303000540	2041	10/14/2020	\$361,800	\$537,636	\$537,636	67.29%
121	R1580740160	2041	9/3/2021	\$266,000	\$395,237	\$395,237	67.30%
122	R5159320060	2041	4/19/2021	\$475,600	\$705,421	\$705,421	67.42%
123	R1171010250	1537	7/9/2021	\$425,400	\$630,374	\$630,374	67.48%
124	R8992000195	2041	9/2/2021	\$278,200	\$411,584	\$411,584	67.59%
125	R1577000095	2041	8/12/2021	\$412,000	\$609,440	\$609,440	67.60%
126	MNASH992810	65	8/25/2021	\$91,000	\$134,250	\$134,250	67.78%
127	R7337002085	2041	2/1/2021	\$295,300	\$434,450	\$434,450	67.97%
128	R7334190660	2041	8/2/2021	\$321,400	\$472,811	\$472,811	67.98%
129	R1753001622	2041	10/27/2020	\$368,400	\$541,879	\$541,879	67.99%
130	R5159320040	2041	4/22/2021	\$475,600	\$698,965	\$698,965	68.04%
131	R7648000110	2041	8/11/2021	\$288,700	\$424,065	\$424,065	68.08%
132	R2734541480	2041	5/21/2021	\$230,600	\$338,536	\$338,536	68.12%
133	R3268500195	2041	5/6/2021	\$250,900	\$368,196	\$368,196	68.14%
134	R8225100100	1537	10/20/2020	\$1,387,000	\$2,031,788	\$2,031,788	68.26%
135	R0879510700	2041	4/6/2021	\$844,800	\$1,237,176	\$1,237,176	68.28%
136	R3427360340	2048	3/12/2021	\$182,900	\$267,250	\$267,250	68.44%
137	R6121330018	2041	2/19/2021	\$784,700	\$1,142,400	\$1,142,400	68.69%
138	R1035160030	2041	7/27/2021	\$1,989,000	\$2,893,885	\$2,893,885	68.73%
139	R0995010120	2041	2/26/2021	\$308,200	\$448,332	\$448,332	68.74%
140	R6120510250	2041	6/7/2021	\$506,200	\$735,835	\$735,835	68.79%
141	R8123003475	2041	6/11/2021	\$247,900	\$359,668	\$359,668	68.92%
142	R5299000980	2041	5/28/2021	\$933,400	\$1,354,201	\$1,354,201	68.93%
143	R7334190105	2041	8/16/2021	\$313,400	\$454,592	\$454,592	68.94%
144	R3610300750	1537	7/6/2021	\$640,200	\$927,223	\$927,223	69.04%
145	R5130001640	2041	5/7/2021	\$261,900	\$378,991	\$378,991	69.10%
146	R6637250200	2041	5/20/2021	\$389,600	\$563,278	\$563,278	69.17%
147	R1608460300	2041	1/15/2021	\$306,600	\$443,262	\$443,262	69.17%

Boise Independent #1 - See Secondary Category(ies) Section below for details.

148	R7475890210	2041	6/25/2021	\$706,900	\$1,021,790	\$1,021,790	69.18%
149	R2734501971	2041	2/19/2021	\$364,300	\$525,791	\$525,791	69.29%
150	R6042401020	1537	11/20/2020	\$457,500	\$659,876	\$659,876	69.33%
151	R8307000185	2041	3/26/2021	\$295,500	\$425,375	\$425,375	69.47%
152	S0628325962	2041	3/16/2021	\$270,800	\$389,594	\$389,594	69.51%
153	MBROA9861417	65	3/8/2021	\$46,000	\$65,960	\$65,960	69.74%
154	R3856000930	2041	4/19/2021	\$376,600	\$538,801	\$538,801	69.90%
155	R5301000040	2041	6/3/2021	\$911,500	\$1,303,313	\$1,303,313	69.94%
156	R2336000485	2041	8/10/2021	\$685,100	\$979,510	\$979,510	69.94%
157	R1029260130	2041	10/28/2020	\$303,300	\$433,636	\$433,636	69.94%
158	R3053000710	2041	7/21/2021	\$305,300	\$436,482	\$436,482	69.95%
159	R7321000126	2048	12/14/2020	\$241,800	\$345,669	\$345,669	69.95%
160	R0868260430	2041	3/26/2021	\$288,200	\$411,952	\$411,952	69.96%
161	R3638300040	2041	4/16/2021	\$183,700	\$262,425	\$262,425	70.00%
162	R2734560021	2048	3/5/2021	\$380,300	\$542,666	\$542,666	70.08%
163	MGUER882803	65	7/1/2021	\$83,000	\$118,300	\$118,300	70.16%
164	R7997040100	2041	6/30/2021	\$297,300	\$423,710	\$423,710	70.17%
165	R3616620020	2041	7/9/2021	\$729,200	\$1,038,994	\$1,038,994	70.18%
166	R6042370180	1537	9/30/2021	\$588,000	\$837,314	\$837,314	70.22%
167	R1013004950	2041	3/18/2021	\$533,900	\$760,039	\$760,039	70.25%
168	R5983870190	2041	5/21/2021	\$1,143,900	\$1,628,051	\$1,628,051	70.26%
169	R8951000005	2041	7/20/2021	\$523,300	\$744,782	\$744,782	70.26%
170	R8521460050	2041	7/30/2021	\$631,300	\$897,933	\$897,933	70.31%
171	R8123251978	2041	8/19/2021	\$510,600	\$725,345	\$725,345	70.39%
172	R3729750750	2041	12/29/2020	\$918,000	\$1,303,588	\$1,303,588	70.42%
173	R5254360100	2041	5/3/2021	\$1,252,300	\$1,778,117	\$1,778,117	70.43%
174	R7100580030	26	4/14/2021	\$224,900	\$319,310	\$319,310	70.43%
175	R5417190200	1537	9/28/2021	\$769,700	\$1,092,461	\$1,092,461	70.46%
176	R3674160130	2041	6/30/2021	\$304,600	\$432,270	\$432,270	70.47%
177	R2024301792	2041	7/26/2021	\$253,800	\$359,999	\$359,999	70.50%
178	R8037310110	2041	7/15/2021	\$766,900	\$1,086,229	\$1,086,229	70.60%
179	R1582220150	2041	6/9/2021	\$463,900	\$656,629	\$656,629	70.65%
180	R5181270190	2041	9/3/2021	\$674,400	\$954,158	\$954,158	70.68%
181	R7334270465	2046	3/23/2021	\$351,100	\$496,542	\$496,542	70.71%
182	R3610160802	1537	5/24/2021	\$499,800	\$706,777	\$706,777	70.72%
183	R1756000440	2041	4/8/2021	\$393,800	\$556,165	\$556,165	70.81%
184	R7686140090	2041	4/22/2021	\$304,100	\$428,951	\$428,951	70.89%
185	R2884000535	20	3/4/2021	\$187,200	\$264,000	\$264,000	70.91%
186	R8281004901	2041	11/4/2020	\$366,500	\$516,816	\$516,816	70.91%
187	R2336002540	2041	2/9/2021	\$446,300	\$627,124	\$627,124	71.17%
188	R5308270030	2041	5/7/2021	\$586,500	\$823,894	\$823,894	71.19%
189	R9206500255	2041	3/17/2021	\$359,000	\$504,047	\$504,047	71.22%
190	R3036900020	2041	5/21/2021	\$219,300	\$307,760	\$307,760	71.26%
191	R5457250030	2041	12/23/2020	\$682,600	\$957,887	\$957,887	71.26%
192	R2024301330	2041	5/27/2021	\$192,900	\$270,652	\$270,652	71.27%
193	R2336000505	2041	2/26/2021	\$707,900	\$992,599	\$992,599	71.32%
194	R8192150150	2041	5/13/2021	\$726,600	\$1,018,671	\$1,018,671	71.33%
195	R5159320200	2041	8/12/2021	\$450,500	\$631,276	\$631,276	71.36%
196	R6876000930	2041	11/2/2020	\$510,200	\$713,250	\$713,250	71.53%
197	R7569750630	2041	4/28/2021	\$327,800	\$458,027	\$458,027	71.57%
198	R6066000150	2041	6/7/2021	\$240,400	\$335,887	\$335,887	71.57%
199	R1625504265	2041	6/4/2021	\$435,100	\$607,654	\$607,654	71.60%
200	MGUER902601	65	1/15/2021	\$80,200	\$112,000	\$112,000	71.61%
201	R8123003245	2041	5/14/2021	\$316,900	\$442,494	\$442,494	71.62%
202	R2734250165	2041	4/29/2021	\$409,800	\$571,559	\$571,559	71.70%
203	R0908000025	2041	11/20/2020	\$356,300	\$496,803	\$496,803	71.72%
204	R5125420090	2041	5/11/2021	\$381,900	\$532,458	\$532,458	71.72%
205	R3161000240	2041	7/21/2021	\$208,800	\$290,980	\$290,980	71.76%
206	R7789010590	2041	11/9/2020	\$245,700	\$342,160	\$342,160	71.81%
207	R9227710065	2041	4/7/2021	\$483,300	\$672,955	\$672,955	71.82%
208	R7335510280	2041	5/28/2021	\$282,600	\$393,155	\$393,155	71.88%
209	R6045500006	2041	6/24/2021	\$275,900	\$383,523	\$383,523	71.94%
210	R1077250225	1537	3/16/2021	\$386,500	\$537,210	\$537,210	71.95%
211	R1525740580	2041	5/30/2021	\$461,200	\$640,975	\$640,975	71.95%
212	R3616300022	1537	11/16/2020	\$1,225,100	\$1,700,357	\$1,700,357	72.05%
213	R1955020663	2041	2/25/2021	\$302,800	\$420,222	\$420,222	72.06%
214	R3719091500	1537	10/8/2020	\$432,400	\$600,075	\$600,075	72.06%
215	R1035180100	20	2/12/2021	\$265,000	\$367,500	\$367,500	72.11%
216	R8226720030	2041	4/30/2021	\$516,500	\$715,810	\$715,810	72.16%
217	R5315002670	2041	1/22/2021	\$254,800	\$353,121	\$353,121	72.16%
218	R3210000140	2041	10/7/2020	\$324,100	\$449,117	\$449,117	72.16%
219	R8043270180	1537	6/10/2021	\$458,000	\$634,530	\$634,530	72.18%
220	R1001190250	2041	4/28/2021	\$298,200	\$413,122	\$413,122	72.18%
221	R6026010035	2041	10/13/2020	\$933,100	\$1,291,638	\$1,291,638	72.24%
222	R9529210130	2041	11/5/2020	\$572,500	\$790,319	\$790,319	72.44%

Boise Independent #1 - See Secondary Category(ies) Section below for details.

223	R2336001655	2041	9/13/2021	\$481,500	\$664,572	\$664,572	72.45%
224	R9227690020	2041	4/7/2021	\$514,400	\$709,579	\$709,579	72.49%
225	R1594170015	2041	6/25/2021	\$355,100	\$489,608	\$489,608	72.53%
226	R1608460501	2041	12/30/2020	\$857,400	\$1,182,170	\$1,182,170	72.53%
227	R6042361240	1537	11/20/2020	\$539,200	\$743,023	\$743,023	72.57%
228	R5130003495	2041	12/11/2020	\$241,400	\$332,350	\$332,350	72.63%
229	R7569500094	2041	12/30/2020	\$292,800	\$402,739	\$402,739	72.70%
230	R5520000182	2041	2/23/2021	\$353,800	\$485,763	\$485,763	72.83%
231	R1955010619	2041	7/29/2021	\$300,800	\$412,653	\$412,653	72.89%
232	R8043270470	1537	3/9/2021	\$463,000	\$634,706	\$634,706	72.95%
233	R1132250325	2041	10/21/2020	\$268,100	\$367,523	\$367,523	72.95%
234	R6121330114	2041	10/2/2020	\$737,700	\$1,011,089	\$1,011,089	72.96%
235	R6960150060	2041	4/6/2021	\$294,500	\$403,228	\$403,228	73.04%
236	R5130003115	2041	6/10/2021	\$214,400	\$293,524	\$293,524	73.04%
237	R3616540100	2041	8/26/2021	\$734,600	\$1,005,435	\$1,005,435	73.06%
238	MVOGU841417	65	11/9/2020	\$37,600	\$51,397	\$51,397	73.16%
239	R5861400110	26	5/28/2021	\$214,200	\$292,682	\$292,682	73.19%
240	R2329790100	2041	8/12/2021	\$521,900	\$712,915	\$712,915	73.21%
241	R2329790080	2041	5/24/2021	\$513,600	\$701,428	\$701,428	73.22%
242	R9242230100	2041	5/4/2021	\$278,100	\$379,591	\$379,591	73.26%
243	R0879510710	2041	5/7/2021	\$881,600	\$1,202,440	\$1,202,440	73.32%
244	R6641110340	2041	8/10/2021	\$897,900	\$1,222,755	\$1,222,755	73.43%
245	R9227700110	2041	5/14/2021	\$520,000	\$707,990	\$707,990	73.45%
246	R3610161050	1537	5/17/2021	\$642,300	\$873,726	\$873,726	73.51%
247	R9206000213	2041	8/30/2021	\$362,400	\$492,860	\$492,860	73.53%
248	MWESF801405	65	11/30/2020	\$35,600	\$48,410	\$48,410	73.54%
249	R3610170230	1537	4/13/2021	\$636,200	\$865,025	\$865,025	73.55%
250	R1077520215	20	1/4/2021	\$117,000	\$159,000	\$159,000	73.58%
251	R7719000904	2041	9/28/2021	\$337,900	\$458,834	\$458,834	73.64%
252	R2104000040	2041	4/16/2021	\$183,900	\$249,713	\$249,713	73.64%
253	R7337000330	2041	9/30/2021	\$229,500	\$311,559	\$311,559	73.66%
254	R5502000040	2041	3/31/2021	\$203,700	\$276,448	\$276,448	73.68%
255	R3193020250	2046	7/9/2021	\$120,900	\$163,919	\$163,919	73.76%
256	S0633223211	2041	10/1/2020	\$275,700	\$373,794	\$373,794	73.76%
257	MNASH982850	65	6/4/2021	\$102,500	\$138,750	\$138,750	73.87%
258	R3482170250	2041	6/8/2021	\$588,200	\$795,702	\$795,702	73.92%
259	R2039252465	2041	8/20/2021	\$717,500	\$970,553	\$970,553	73.93%
260	R8510540060	2041	10/30/2020	\$452,100	\$611,380	\$611,380	73.95%
261	R2734250200	2041	3/18/2021	\$465,800	\$629,480	\$629,480	74.00%
262	R1311010120	2041	1/25/2021	\$586,500	\$792,337	\$792,337	74.02%
263	R1580730070	2041	5/4/2021	\$284,400	\$384,057	\$384,057	74.05%
264	R6633020055	2041	10/30/2020	\$298,300	\$402,642	\$402,642	74.09%
265	R9317310040	1537	8/19/2021	\$1,080,100	\$1,457,167	\$1,457,167	74.12%
266	R4549500120	2041	4/29/2021	\$266,800	\$359,804	\$359,804	74.15%
267	R1580810150	2041	11/25/2020	\$295,500	\$398,311	\$398,311	74.19%
268	R5130002830	2041	12/18/2020	\$240,500	\$324,142	\$324,142	74.20%
269	R5113750010	2041	7/30/2021	\$260,200	\$350,433	\$350,433	74.25%
270	S0131134750	1234	11/17/2020	\$352,100	\$474,100	\$474,100	74.27%
271	R3239500080	2041	4/5/2021	\$307,500	\$413,688	\$413,688	74.33%
272	R7780510380	2041	8/27/2021	\$200,200	\$269,209	\$269,209	74.37%
273	R1801000050	2041	5/7/2021	\$377,800	\$507,697	\$507,697	74.41%
274	R3369390120	20	8/6/2021	\$400,000	\$537,500	\$537,500	74.42%
275	R8521440020	2048	10/30/2020	\$196,400	\$263,836	\$263,836	74.44%
276	R9529180312	2041	10/15/2020	\$999,700	\$1,342,857	\$1,342,857	74.45%
277	R3610291570	1537	4/2/2021	\$667,800	\$896,806	\$896,806	74.46%
278	R7476770170	2041	4/30/2021	\$500,900	\$672,332	\$672,332	74.50%
279	R8079550310	2041	4/21/2021	\$711,200	\$954,503	\$954,503	74.51%
280	R6901200280	2041	6/15/2021	\$737,300	\$988,252	\$988,252	74.61%
281	R8175600050	2041	4/5/2021	\$356,700	\$477,897	\$477,897	74.64%
282	R1184000210	2041	5/26/2021	\$267,900	\$358,867	\$358,867	74.65%
283	R2104000050	2041	4/16/2021	\$203,600	\$272,414	\$272,414	74.74%
284	R8048690110	2041	3/2/2021	\$672,100	\$899,053	\$899,053	74.76%
285	R2024303740	2041	4/16/2021	\$245,800	\$328,713	\$328,713	74.78%
286	R0349550020	2041	5/5/2021	\$226,900	\$303,394	\$303,394	74.79%
287	R1035180090	20	3/12/2021	\$265,000	\$354,240	\$354,240	74.81%
288	R9227740015	2041	6/1/2021	\$560,200	\$748,607	\$748,607	74.83%
289	R8112004985	2041	8/5/2021	\$487,800	\$651,831	\$651,831	74.84%
290	MNASH992612	65	3/18/2021	\$118,000	\$157,625	\$157,625	74.86%
291	R7335580390	2041	5/17/2021	\$317,200	\$423,625	\$423,625	74.88%
292	R9268000045	1537	8/31/2021	\$389,800	\$520,350	\$520,350	74.91%
293	R7997000160	2041	11/2/2020	\$423,700	\$565,317	\$565,317	74.95%
294	R4688000020	2041	3/23/2021	\$347,900	\$464,145	\$464,145	74.96%
295	R3239170210	26	3/19/2021	\$176,200	\$234,790	\$234,790	75.05%
296	R5125720160	2041	7/8/2021	\$531,200	\$707,603	\$707,603	75.07%
297	R8511280760	26	6/10/2021	\$470,100	\$625,897	\$625,897	75.11%

Boise Independent #1 - See Secondary Category(ies) Section below for details.

298	R7332920050	2041	5/19/2021	\$926,500	\$1,233,304	\$1,233,304	75.12%
299	R3161200040	2041	4/30/2021	\$261,300	\$347,820	\$347,820	75.13%
300	R7794480200	1537	7/15/2021	\$565,600	\$752,307	\$752,307	75.18%
301	R5315002380	2041	5/11/2021	\$303,700	\$403,780	\$403,780	75.21%
302	R1625504345	2041	5/21/2021	\$398,300	\$529,347	\$529,347	75.24%
303	R3205720090	26	6/16/2021	\$168,100	\$223,226	\$223,226	75.30%
304	R8048013150	2041	8/25/2021	\$235,200	\$312,294	\$312,294	75.31%
305	R7335560310	2041	10/2/2020	\$292,500	\$388,128	\$388,128	75.36%
306	R5125810030	2041	6/23/2021	\$476,000	\$631,262	\$631,262	75.40%
307	R5756500010	2041	4/19/2021	\$293,900	\$389,385	\$389,385	75.48%
308	R0310261020	2041	5/28/2021	\$336,800	\$445,576	\$445,576	75.59%
309	R7104001750	2041	7/15/2021	\$449,400	\$594,295	\$594,295	75.62%
310	R1626000140	2041	8/12/2021	\$446,400	\$590,294	\$590,294	75.62%
311	R6042250980	1537	6/16/2021	\$866,800	\$1,146,093	\$1,146,093	75.63%
312	R1251150010	2041	4/2/2021	\$301,000	\$397,814	\$397,814	75.66%
313	R5132000623	2041	10/14/2020	\$170,900	\$225,807	\$225,807	75.68%
314	R7394000135	2041	3/26/2021	\$263,100	\$347,613	\$347,613	75.69%
315	R6206560500	2041	8/13/2021	\$676,800	\$893,785	\$893,785	75.72%
316	R2024302995	2041	5/5/2021	\$446,000	\$588,941	\$588,941	75.73%
317	MVAND651005	65	9/3/2021	\$8,000	\$10,560	\$10,560	75.76%
318	R3817020210	2041	8/31/2021	\$274,200	\$361,899	\$361,899	75.77%
319	R1013720015	2041	8/12/2021	\$330,300	\$435,897	\$435,897	75.77%
320	R8048150090	2041	5/27/2021	\$311,500	\$411,006	\$411,006	75.79%
321	R7924000060	2041	6/2/2021	\$416,900	\$550,069	\$550,069	75.79%
322	R0995050068	2041	4/16/2021	\$330,400	\$435,862	\$435,862	75.80%
323	R1955061305	2041	12/17/2020	\$446,100	\$588,048	\$588,048	75.86%
324	R5315001920	2041	1/8/2021	\$331,700	\$437,180	\$437,180	75.87%
325	R3452000090	2041	6/15/2021	\$408,700	\$538,499	\$538,499	75.90%
326	R0523750400	2041	5/24/2021	\$1,531,100	\$2,016,857	\$2,016,857	75.92%
327	R5461420020	2041	5/20/2021	\$251,900	\$331,806	\$331,806	75.92%
328	R6120402459	2041	6/24/2021	\$278,300	\$366,478	\$366,478	75.94%
329	R1285650180	2041	9/16/2021	\$1,108,500	\$1,459,612	\$1,459,612	75.94%
330	R1808500360	2041	12/17/2020	\$404,500	\$532,285	\$532,285	75.99%
331	R7135690070	1537	4/16/2021	\$501,000	\$659,242	\$659,242	76.00%
332	R2329790060	2041	6/7/2021	\$526,300	\$692,464	\$692,464	76.00%
333	R5864320700	2041	4/15/2021	\$420,100	\$552,600	\$552,600	76.02%
334	R3610200075	1537	7/30/2021	\$379,400	\$498,852	\$498,852	76.05%
335	R1608460450	2041	4/7/2021	\$407,800	\$535,617	\$535,617	76.14%
336	R1035120330	2041	4/26/2021	\$683,000	\$897,044	\$897,044	76.14%
337	R8112001373	2041	8/27/2021	\$388,600	\$510,292	\$510,292	76.15%
338	MKITT012601	65	5/27/2021	\$107,400	\$141,000	\$141,000	76.17%
339	R7084390340	2041	5/6/2021	\$442,200	\$580,376	\$580,376	76.19%
340	R3616500110	2041	3/16/2021	\$512,700	\$672,680	\$672,680	76.22%
341	R1580730120	2041	3/31/2021	\$291,500	\$382,419	\$382,419	76.23%
342	R9323150060	2048	11/6/2020	\$185,800	\$243,721	\$243,721	76.23%
343	R7475830130	2041	5/24/2021	\$1,972,900	\$2,586,838	\$2,586,838	76.27%
344	R0943250100	2041	12/15/2020	\$481,000	\$630,673	\$630,673	76.27%
345	R1955010550	2041	4/15/2021	\$357,000	\$468,074	\$468,074	76.27%
346	R8048730080	2041	5/21/2021	\$389,900	\$510,882	\$510,882	76.32%
347	R1322140060	2041	9/24/2021	\$1,180,700	\$1,546,825	\$1,546,825	76.33%
348	R5130002655	2041	10/5/2020	\$223,600	\$292,734	\$292,734	76.38%
349	R0432900900	2041	9/3/2021	\$272,500	\$356,512	\$356,512	76.44%
350	R9626250025	2041	6/4/2021	\$275,800	\$360,686	\$360,686	76.47%
351	R5846030155	2041	6/29/2021	\$266,100	\$347,831	\$347,831	76.50%
352	R7334180220	2041	11/24/2020	\$237,700	\$310,658	\$310,658	76.52%
353	R7715160560	2041	5/26/2021	\$328,200	\$428,889	\$428,889	76.52%
354	R2884040375	2041	7/14/2021	\$553,900	\$723,796	\$723,796	76.53%
355	R7192000110	2041	5/28/2021	\$290,900	\$380,050	\$380,050	76.54%
356	R0523750200	2041	12/1/2020	\$1,032,100	\$1,347,843	\$1,347,843	76.57%
357	R7486100070	1537	6/17/2021	\$541,900	\$707,662	\$707,662	76.58%
358	R7486000025	1537	11/25/2020	\$435,800	\$569,016	\$569,016	76.59%
359	R7569751145	2041	5/4/2021	\$348,900	\$455,509	\$455,509	76.60%
360	R6960150160	2041	8/6/2021	\$307,500	\$401,439	\$401,439	76.60%
361	R9323650750	2041	7/20/2021	\$605,700	\$790,550	\$790,550	76.62%
362	R5710411300	2041	7/28/2021	\$665,500	\$867,368	\$867,368	76.73%
363	R7101210230	2048	9/10/2021	\$167,400	\$218,169	\$218,169	76.73%
364	R8992000695	2041	7/19/2021	\$832,600	\$1,082,800	\$1,082,800	76.89%
365	R0306000164	2041	6/30/2021	\$293,300	\$381,415	\$381,415	76.90%
366	R1271000065	2041	5/5/2021	\$542,100	\$704,944	\$704,944	76.90%
367	S0628336460	2041	4/1/2021	\$364,800	\$474,133	\$474,133	76.94%
368	R5861400230	26	6/3/2021	\$208,800	\$271,089	\$271,089	77.02%
369	R9442000060	2041	9/16/2021	\$249,200	\$323,482	\$323,482	77.04%
370	R8307000465	2041	6/4/2021	\$287,600	\$373,273	\$373,273	77.05%
371	R5125410320	2041	6/17/2021	\$340,400	\$441,753	\$441,753	77.06%
372	R1624000880	2041	9/30/2021	\$255,100	\$331,031	\$331,031	77.06%

Boise Independent #1 - See Secondary Category(ies) Section below for details.

373	R3616540175	2041	10/9/2020	\$620,300	\$804,766	\$804,766	77.08%
374	R3260190020	2041	7/12/2021	\$410,800	\$532,318	\$532,318	77.17%
375	R1077520185	2041	3/3/2021	\$437,800	\$567,302	\$567,302	77.17%
376	R7100580070	26	4/23/2021	\$224,900	\$291,419	\$291,419	77.17%
377	R1943002210	2041	4/5/2021	\$403,500	\$522,843	\$522,843	77.17%
378	R6885580310	1537	3/26/2021	\$464,400	\$601,728	\$601,728	77.18%
379	R6042340310	1537	3/25/2021	\$701,000	\$908,054	\$908,054	77.20%
380	R1955010256	2041	4/16/2021	\$259,500	\$335,977	\$335,977	77.24%
381	R1955020877	2041	4/26/2021	\$287,400	\$372,044	\$372,044	77.25%
382	R7335510360	2041	3/17/2021	\$380,000	\$491,912	\$491,912	77.25%
383	R6120403031	2041	11/10/2020	\$1,377,700	\$1,783,181	\$1,783,181	77.26%
384	R2734250340	2041	8/13/2021	\$495,200	\$640,627	\$640,627	77.30%
385	R2243870090	2041	4/7/2021	\$383,600	\$496,247	\$496,247	77.30%
386	R9441000430	2041	8/10/2021	\$375,200	\$485,266	\$485,266	77.32%
387	R1376850010	2041	3/24/2021	\$394,400	\$510,090	\$510,090	77.32%
388	R2745000020	2041	5/3/2021	\$357,600	\$462,185	\$462,185	77.37%
389	R1280500205	2041	4/16/2021	\$298,800	\$385,920	\$385,920	77.43%
390	R1476180100	2041	7/23/2021	\$877,700	\$1,133,600	\$1,133,600	77.43%
391	R7807370060	2041	5/21/2021	\$544,700	\$703,364	\$703,364	77.44%
392	R7335500110	2041	9/24/2021	\$634,800	\$819,621	\$819,621	77.45%
393	R8123250635	2041	4/30/2021	\$329,800	\$425,810	\$425,810	77.45%
394	R2024250435	2041	7/2/2021	\$213,000	\$274,961	\$274,961	77.47%
395	R2336001035	2041	12/11/2020	\$473,900	\$611,688	\$611,688	77.47%
396	R9227690070	2041	5/10/2021	\$434,900	\$560,927	\$560,927	77.53%
397	R1814020035	1537	9/21/2021	\$328,900	\$424,096	\$424,096	77.55%
398	R6960130420	2041	4/19/2021	\$245,900	\$316,942	\$316,942	77.59%
399	R2777500170	2041	11/30/2020	\$475,500	\$612,751	\$612,751	77.60%
400	R2024304271	2041	4/7/2021	\$277,200	\$356,987	\$356,987	77.65%
401	MCHAM021401	65	1/13/2021	\$62,900	\$81,000	\$81,000	77.65%
402	R8048013340	2041	1/26/2021	\$246,700	\$317,621	\$317,621	77.67%
403	R5130002452	2041	10/20/2020	\$207,600	\$267,234	\$267,234	77.68%
404	R8175590010	2041	4/29/2021	\$383,400	\$493,497	\$493,497	77.69%
405	R9322750750	2041	6/9/2021	\$352,600	\$453,652	\$453,652	77.72%
406	R1719730400	2041	3/2/2021	\$514,300	\$661,325	\$661,325	77.77%
407	R8186700130	2041	5/13/2021	\$300,500	\$386,209	\$386,209	77.81%
408	R1001780080	2041	5/11/2021	\$255,500	\$328,349	\$328,349	77.81%
409	R0805840150	2041	3/18/2021	\$471,700	\$606,166	\$606,166	77.82%
410	R9323030065	2041	9/2/2021	\$217,700	\$279,717	\$279,717	77.83%
411	R1095450040	2041	1/8/2021	\$243,600	\$312,981	\$312,981	77.83%
412	MFLEE062701	65	6/15/2021	\$122,400	\$157,250	\$157,250	77.84%
413	R7858020090	2041	6/18/2021	\$366,900	\$471,342	\$471,342	77.84%
414	S1124212405	2041	6/10/2021	\$461,000	\$592,228	\$592,228	77.84%
415	R1625750225	26	10/30/2020	\$198,800	\$255,360	\$255,360	77.85%
416	R1126190110	1537	5/20/2021	\$753,800	\$968,135	\$968,135	77.86%
417	S1011449400	2041	3/18/2021	\$581,100	\$746,051	\$746,051	77.89%
418	R6114500820	2041	12/31/2020	\$350,900	\$450,414	\$450,414	77.91%
419	R1508020126	2041	5/27/2021	\$293,000	\$376,027	\$376,027	77.92%
420	R1565230160	2041	5/26/2021	\$910,500	\$1,168,505	\$1,168,505	77.92%
421	R5983900460	2041	7/7/2021	\$1,444,700	\$1,852,743	\$1,852,743	77.98%
422	R1035130200	2041	6/14/2021	\$620,600	\$795,629	\$795,629	78.00%
423	R1719730420	2041	3/4/2021	\$497,400	\$637,628	\$637,628	78.01%
424	R2365490350	2041	3/22/2021	\$309,500	\$396,744	\$396,744	78.01%
425	R2114100215	2041	6/10/2021	\$450,400	\$577,293	\$577,293	78.02%
426	R2941000050	2041	10/21/2020	\$225,500	\$288,997	\$288,997	78.03%
427	R5456500980	2041	7/8/2021	\$330,200	\$423,115	\$423,115	78.04%
428	R3260170070	2041	5/20/2021	\$367,800	\$470,866	\$470,866	78.11%
429	R7104001260	2041	7/22/2021	\$474,000	\$606,382	\$606,382	78.17%
430	R7475330320	2041	3/22/2021	\$799,100	\$1,022,057	\$1,022,057	78.19%
431	R3761770050	2041	5/13/2021	\$318,600	\$407,468	\$407,468	78.19%
432	R1035150420	2041	6/4/2021	\$1,137,000	\$1,454,030	\$1,454,030	78.20%
433	R3193010085	2046	5/6/2021	\$122,000	\$156,015	\$156,015	78.20%
434	R3616540035	2041	5/12/2021	\$600,000	\$766,922	\$766,922	78.23%
435	R0310000025	2041	2/26/2021	\$564,100	\$720,941	\$720,941	78.25%
436	R0518000310	2041	11/13/2020	\$601,800	\$768,842	\$768,842	78.27%
437	R1126003235	2041	2/25/2021	\$335,700	\$428,779	\$428,779	78.29%
438	R8390001100	2041	5/14/2021	\$706,800	\$902,687	\$902,687	78.30%
439	R2847260015	1537	4/23/2021	\$406,300	\$518,780	\$518,780	78.32%
440	R8222750650	1537	4/30/2021	\$337,000	\$430,293	\$430,293	78.32%
441	R9322400030	2041	4/20/2021	\$305,400	\$389,933	\$389,933	78.32%
442	R7334000165	2041	5/6/2021	\$293,300	\$374,436	\$374,436	78.33%
443	R3482160520	2041	7/7/2021	\$857,800	\$1,094,803	\$1,094,803	78.35%
444	R5130000542	2041	2/19/2021	\$262,200	\$334,594	\$334,594	78.36%
445	R0356001815	2041	9/8/2021	\$229,300	\$292,486	\$292,486	78.40%
446	R1580740380	2041	7/6/2021	\$234,600	\$299,240	\$299,240	78.40%
447	R1626000065	2041	5/7/2021	\$394,600	\$503,244	\$503,244	78.41%

Boise Independent #1 - See Secondary Category(ies) Section below for details.

448	R8381000150	2041	5/12/2021	\$333,700	\$425,575	\$425,575	78.41%
449	R2037750030	2041	5/14/2021	\$617,900	\$787,639	\$787,639	78.45%
450	S1023223595	2041	8/27/2021	\$264,800	\$337,516	\$337,516	78.46%
451	R7335570530	2041	6/8/2021	\$298,600	\$380,553	\$380,553	78.46%
452	R7074670190	2041	3/31/2021	\$705,300	\$898,455	\$898,455	78.50%
453	R3610151860	1537	12/18/2020	\$510,600	\$650,310	\$650,310	78.52%
454	R5315050180	2041	4/3/2021	\$598,200	\$761,815	\$761,815	78.52%
455	R1479500010	2041	9/15/2021	\$372,100	\$473,744	\$473,744	78.54%
456	R5817210020	2041	6/3/2021	\$341,600	\$434,438	\$434,438	78.63%
457	R9511770080	2041	2/3/2021	\$576,000	\$732,455	\$732,455	78.64%
458	R6637250930	2041	2/12/2021	\$321,700	\$408,914	\$408,914	78.67%
459	R9626250340	2041	6/14/2021	\$287,600	\$365,559	\$365,559	78.67%
460	R8449870020	2041	1/20/2021	\$425,300	\$540,483	\$540,483	78.69%
461	R9035710560	2048	1/8/2021	\$211,200	\$268,269	\$268,269	78.73%
462	R3610151410	1537	8/25/2021	\$545,200	\$692,375	\$692,375	78.74%
463	R3610291650	1537	1/21/2021	\$627,800	\$797,217	\$797,217	78.75%
464	R2336002070	2041	7/28/2021	\$488,000	\$619,549	\$619,549	78.77%
465	R2847240075	1537	9/17/2021	\$412,900	\$524,190	\$524,190	78.77%
466	R2734540131	2041	5/11/2021	\$454,500	\$576,829	\$576,829	78.79%
467	R8043000300	2041	1/25/2021	\$435,500	\$552,679	\$552,679	78.80%
468	R5130002900	2041	10/30/2020	\$187,900	\$238,406	\$238,406	78.82%
469	R9276520300	1537	4/9/2021	\$648,500	\$822,514	\$822,514	78.84%
470	R7443900010	2041	5/17/2021	\$299,300	\$379,497	\$379,497	78.87%
471	R5125800400	2041	5/26/2021	\$551,600	\$699,352	\$699,352	78.87%
472	R6907150030	2041	6/11/2021	\$279,100	\$353,846	\$353,846	78.88%
473	R1525730440	2041	11/30/2020	\$333,100	\$422,232	\$422,232	78.89%
474	R7406001045	2041	12/7/2020	\$427,900	\$542,313	\$542,313	78.90%
475	R7192780020	2041	5/26/2021	\$532,600	\$674,844	\$674,844	78.92%
476	R0096000040	2041	6/11/2021	\$333,600	\$422,632	\$422,632	78.93%
477	R8123000900	2041	5/17/2021	\$353,300	\$447,454	\$447,454	78.96%
478	R4221320400	1537	3/31/2021	\$331,100	\$419,279	\$419,279	78.97%
479	R3268510035	2041	2/24/2021	\$278,800	\$353,045	\$353,045	78.97%
480	R7451500016	2041	12/15/2020	\$573,600	\$726,254	\$726,254	78.98%
481	R1362500180	2041	4/6/2021	\$300,400	\$380,317	\$380,317	78.99%
482	R2024320145	2041	12/4/2020	\$313,700	\$397,084	\$397,084	79.00%
483	R8020850080	2041	6/4/2021	\$531,500	\$672,760	\$672,760	79.00%
484	R3046502800	2041	11/16/2020	\$315,700	\$399,532	\$399,532	79.02%
485	R1955000242	2041	5/14/2021	\$402,100	\$508,868	\$508,868	79.02%
486	R8048570010	1537	12/11/2020	\$491,500	\$621,882	\$621,882	79.03%
487	R2847230090	1537	2/19/2021	\$408,000	\$516,222	\$516,222	79.04%
488	R5378670040	2041	8/10/2021	\$237,100	\$299,975	\$299,975	79.04%
489	R7780510645	2041	4/7/2021	\$340,000	\$429,776	\$429,776	79.11%
490	R5125800350	2041	3/18/2021	\$388,500	\$490,995	\$490,995	79.13%
491	R8048730700	2041	3/12/2021	\$724,300	\$915,212	\$915,212	79.14%
492	R4726000092	2041	3/16/2021	\$244,000	\$308,312	\$308,312	79.14%
493	S1023244560	2041	7/12/2021	\$251,800	\$318,134	\$318,134	79.15%
494	R9242370650	2041	10/6/2020	\$579,000	\$731,163	\$731,163	79.19%
495	R1779500340	2041	12/29/2020	\$258,100	\$325,897	\$325,897	79.20%
496	R9412310240	2041	4/2/2021	\$335,100	\$423,108	\$423,108	79.20%
497	R8048013782	2041	8/18/2021	\$385,700	\$486,979	\$486,979	79.20%
498	R1580500058	2041	5/19/2021	\$254,700	\$321,540	\$321,540	79.21%
499	R7475840060	2041	7/9/2021	\$652,500	\$823,714	\$823,714	79.21%
500	R1383256080	26	1/13/2021	\$203,700	\$257,150	\$257,150	79.21%
501	R2024300790	2041	2/11/2021	\$293,800	\$370,769	\$370,769	79.24%
502	R3719170600	2041	8/10/2021	\$271,700	\$342,828	\$342,828	79.25%
503	R6042361200	1537	4/27/2021	\$481,200	\$606,769	\$606,769	79.31%
504	R0805760045	2046	11/6/2020	\$154,500	\$194,766	\$194,766	79.33%
505	R1013005490	2041	9/15/2021	\$752,000	\$947,646	\$947,646	79.35%
506	R1280520150	2041	5/7/2021	\$335,800	\$423,081	\$423,081	79.37%
507	R5130000190	2041	6/14/2021	\$357,900	\$450,881	\$450,881	79.38%
508	R3850200180	2041	2/10/2021	\$368,500	\$464,128	\$464,128	79.40%
509	R1525720130	2041	5/14/2021	\$390,200	\$491,168	\$491,168	79.44%
510	R8048300120	2041	5/21/2021	\$244,500	\$307,760	\$307,760	79.45%
511	R7292510035	2041	7/8/2021	\$278,100	\$350,015	\$350,015	79.45%
512	R0885710120	2041	5/13/2021	\$739,100	\$930,091	\$930,091	79.47%
513	R7324350030	2041	5/26/2021	\$382,600	\$481,407	\$481,407	79.48%
514	R5125730020	1537	3/31/2021	\$347,900	\$437,709	\$437,709	79.48%
515	R1751000226	2041	10/15/2020	\$357,800	\$450,126	\$450,126	79.49%
516	R0387250220	2041	3/17/2021	\$364,400	\$458,309	\$458,309	79.51%
517	R8048011546	2041	6/17/2021	\$473,500	\$595,508	\$595,508	79.51%
518	R1624001755	2041	3/12/2021	\$341,500	\$429,475	\$429,475	79.52%
519	R9227500845	2041	5/7/2021	\$500,800	\$629,722	\$629,722	79.53%
520	MMARL032703	65	4/8/2021	\$75,900	\$95,405	\$95,405	79.56%
521	R1342100230	2041	4/29/2021	\$376,200	\$472,860	\$472,860	79.56%
522	R7923290210	2041	7/8/2021	\$405,000	\$509,037	\$509,037	79.56%

Boise Independent #1 - See Secondary Category(ies) Section below for details.

523	R1719730480	2041	4/5/2021	\$514,400	\$646,491	\$646,491	79.57%
524	S0633233620	2041	5/6/2021	\$826,500	\$1,038,615	\$1,038,615	79.58%
525	R0879510280	2041	2/17/2021	\$648,800	\$814,080	\$814,080	79.70%
526	R6960140280	2041	5/27/2021	\$254,400	\$319,186	\$319,186	79.70%
527	R1805750370	2041	11/3/2020	\$251,600	\$315,653	\$315,653	79.71%
528	R2847230320	1537	10/20/2020	\$413,400	\$518,641	\$518,641	79.71%
529	R1918000130	2041	4/16/2021	\$713,800	\$895,334	\$895,334	79.72%
530	R5864320720	2041	5/12/2021	\$465,900	\$584,279	\$584,279	79.74%
531	R9441000034	2041	3/22/2021	\$352,000	\$441,343	\$441,343	79.76%
532	R9227660090	2041	5/12/2021	\$650,600	\$815,686	\$815,686	79.76%
533	R1407450013	2041	10/15/2020	\$216,800	\$271,794	\$271,794	79.77%
534	R7335510205	2041	10/23/2020	\$382,900	\$479,889	\$479,889	79.79%
535	R1001190260	2041	7/2/2021	\$276,800	\$346,874	\$346,874	79.80%
536	R7824160800	2041	6/15/2021	\$445,800	\$558,491	\$558,491	79.82%
537	S1124314900	2041	1/18/2021	\$483,500	\$605,470	\$605,470	79.86%
538	R8951010079	2041	8/11/2021	\$328,900	\$411,832	\$411,832	79.86%
539	R1955001455	2041	12/11/2020	\$285,100	\$356,818	\$356,818	79.90%
540	R9626250220	2041	11/10/2020	\$268,200	\$335,658	\$335,658	79.90%
541	R6206430010	2041	12/3/2020	\$1,293,300	\$1,617,524	\$1,617,524	79.96%
542	R0306000111	2041	10/29/2020	\$364,700	\$456,040	\$456,040	79.97%
543	R1955010977	2041	2/5/2021	\$410,700	\$513,230	\$513,230	80.02%
544	R1573720130	2041	5/25/2021	\$805,600	\$1,006,626	\$1,006,626	80.03%
545	R3641750088	2041	10/27/2020	\$494,900	\$618,379	\$618,379	80.03%
546	R7686140410	2041	5/28/2021	\$274,100	\$342,482	\$342,482	80.03%
547	R8043260015	1537	6/30/2021	\$413,800	\$517,029	\$517,029	80.03%
548	R7135410140	2041	8/27/2021	\$334,400	\$417,797	\$417,797	80.04%
549	R7367700106	2041	2/12/2021	\$285,000	\$355,996	\$355,996	80.06%
550	R1035130260	2041	6/25/2021	\$681,700	\$851,491	\$851,491	80.06%
551	R0852003261	2041	6/29/2021	\$489,100	\$610,825	\$610,825	80.07%
552	R7335570410	2041	3/25/2021	\$336,100	\$419,743	\$419,743	80.07%
553	R8112009080	2041	1/22/2021	\$299,300	\$373,720	\$373,720	80.09%
554	R6960140090	2041	4/16/2021	\$245,900	\$306,920	\$306,920	80.12%
555	R8123003040	2041	10/2/2020	\$370,200	\$462,057	\$462,057	80.12%
556	R1035160040	20	5/11/2021	\$457,100	\$570,400	\$570,400	80.14%
557	R6885580190	1537	6/30/2021	\$468,800	\$584,837	\$584,837	80.16%
558	R1910160160	2041	2/2/2021	\$194,600	\$242,758	\$242,758	80.16%
559	R3417270095	2041	3/16/2021	\$284,600	\$355,026	\$355,026	80.16%
560	R3161000060	2041	1/8/2021	\$350,500	\$437,180	\$437,180	80.17%
561	R1618170210	2041	4/16/2021	\$764,700	\$953,449	\$953,449	80.20%
562	R4671520320	2041	6/24/2021	\$420,400	\$524,148	\$524,148	80.21%
563	R2024351194	2041	11/30/2020	\$462,600	\$576,707	\$576,707	80.21%
564	R1508000065	2041	3/31/2021	\$292,000	\$363,989	\$363,989	80.22%
565	R7335460185	2041	11/10/2020	\$271,000	\$337,755	\$337,755	80.24%
566	R7334000445	2041	3/15/2021	\$394,000	\$490,947	\$490,947	80.25%
567	MSAHA832409	65	11/30/2020	\$49,600	\$61,800	\$61,800	80.26%
568	R3260170160	2041	9/30/2021	\$440,200	\$548,344	\$548,344	80.28%
569	R3610300300	1537	12/10/2020	\$614,400	\$765,312	\$765,312	80.28%
570	R8461280080	2041	10/16/2020	\$672,100	\$837,173	\$837,173	80.28%
571	R2039252190	2041	5/21/2021	\$1,058,900	\$1,318,972	\$1,318,972	80.28%
572	R5983350260	2041	10/30/2020	\$1,744,600	\$2,172,146	\$2,172,146	80.32%
573	R9511380320	2041	3/2/2021	\$471,300	\$586,751	\$586,751	80.32%
574	R1580940160	2041	7/19/2021	\$401,500	\$499,754	\$499,754	80.34%
575	R1035140230	2041	10/30/2020	\$786,000	\$977,995	\$977,995	80.37%
576	R9227730015	2041	4/22/2021	\$700,400	\$871,448	\$871,448	80.37%
577	R3482160120	2041	4/16/2021	\$675,200	\$839,943	\$839,943	80.39%
578	R7332800280	1537	3/4/2021	\$360,700	\$448,701	\$448,701	80.39%
579	R9626250335	2041	6/16/2021	\$414,400	\$515,136	\$515,136	80.44%
580	S0629212800	2041	8/3/2021	\$317,300	\$394,249	\$394,249	80.48%
581	R7475800070	26	7/21/2021	\$368,700	\$458,098	\$458,098	80.48%
582	R3746030025	2041	2/16/2021	\$351,100	\$436,173	\$436,173	80.50%
583	R5457250150	2041	12/22/2020	\$447,100	\$555,076	\$555,076	80.55%
584	R6890020160	2041	11/4/2020	\$327,100	\$406,070	\$406,070	80.55%
585	R9242570020	2041	3/5/2021	\$254,700	\$316,162	\$316,162	80.56%
586	R8307000315	2041	3/26/2021	\$276,100	\$342,522	\$342,522	80.61%
587	R0967630040	1537	11/18/2020	\$956,900	\$1,187,024	\$1,187,024	80.61%
588	R1901000030	1537	3/2/2021	\$416,100	\$515,773	\$515,773	80.68%
589	R2336001105	2041	11/20/2020	\$503,200	\$623,603	\$623,603	80.69%
590	R5130002305	2041	10/16/2020	\$324,700	\$402,380	\$402,380	80.69%
591	R3036900010	2041	5/3/2021	\$324,700	\$402,289	\$402,289	80.71%
592	S1002234030	2041	12/16/2020	\$495,600	\$613,958	\$613,958	80.72%
593	R3616510098	2041	11/19/2020	\$651,500	\$807,007	\$807,007	80.73%
594	R5136820310	2041	3/23/2021	\$337,300	\$417,730	\$417,730	80.75%
595	R5130002030	2041	7/16/2021	\$269,800	\$334,089	\$334,089	80.76%
596	R7074530140	2041	7/23/2021	\$355,200	\$439,830	\$439,830	80.76%
597	R1955001705	2041	6/30/2021	\$393,600	\$487,364	\$487,364	80.76%

Boise Independent #1 - See Secondary Category(ies) Section below for details.

598	R3239500615	2041	11/23/2020	\$259,500	\$321,308	\$321,308	80.76%
599	R6042360580	1537	8/3/2021	\$630,600	\$780,366	\$780,366	80.81%
600	R7594510110	2041	4/30/2021	\$311,500	\$385,470	\$385,470	80.81%
601	R1626000145	2041	7/26/2021	\$464,800	\$575,171	\$575,171	80.81%
602	R3473710280	2041	5/11/2021	\$301,200	\$372,720	\$372,720	80.81%
603	R5455010120	2041	6/11/2021	\$385,500	\$476,970	\$476,970	80.82%
604	R0356001077	2041	12/31/2020	\$246,800	\$305,280	\$305,280	80.84%
605	R2336000737	2041	10/23/2020	\$569,900	\$704,903	\$704,903	80.85%
606	R7569500295	2041	10/22/2020	\$405,800	\$501,678	\$501,678	80.89%
607	R7835001230	2041	6/11/2021	\$281,700	\$348,189	\$348,189	80.90%
608	R3616251000	2041	9/3/2021	\$517,100	\$638,767	\$638,767	80.95%
609	R2847200430	1537	5/21/2021	\$498,300	\$615,520	\$615,520	80.96%
610	R3482170540	2041	7/8/2021	\$613,300	\$757,245	\$757,245	80.99%
611	R5864321540	2041	6/21/2021	\$369,800	\$456,579	\$456,579	80.99%
612	R8521440140	2041	6/7/2021	\$420,700	\$519,413	\$519,413	81.00%
613	R2320550220	2041	7/13/2021	\$261,200	\$322,448	\$322,448	81.01%
614	R1362630660	2041	6/25/2021	\$344,200	\$424,894	\$424,894	81.01%
615	R1472180350	2041	4/20/2021	\$549,800	\$678,537	\$678,537	81.03%
616	R7334000496	2041	4/21/2021	\$274,700	\$338,957	\$338,957	81.04%
617	R5953730470	2041	8/23/2021	\$327,000	\$403,284	\$403,284	81.08%
618	R2847500200	2041	3/26/2021	\$322,800	\$398,066	\$398,066	81.09%
619	R2825370100	20	5/5/2021	\$156,700	\$193,200	\$193,200	81.11%
620	R1526000020	2041	1/20/2021	\$476,200	\$587,063	\$587,063	81.12%
621	R7131000010	2041	8/2/2021	\$253,500	\$312,466	\$312,466	81.13%
622	R3482160930	2041	1/15/2021	\$603,200	\$743,377	\$743,377	81.14%
623	R8048730220	2041	11/26/2020	\$387,500	\$477,535	\$477,535	81.15%
624	R6120050270	2041	4/16/2021	\$333,800	\$411,345	\$411,345	81.15%
625	R1013008810	2041	10/29/2020	\$632,600	\$779,510	\$779,510	81.15%
626	R8307000040	2041	3/5/2021	\$326,400	\$402,059	\$402,059	81.18%
627	R6206770050	2041	3/19/2021	\$355,500	\$437,902	\$437,902	81.18%
628	R3610160300	1537	7/27/2021	\$614,200	\$756,544	\$756,544	81.18%
629	R1105000175	2041	4/30/2021	\$440,600	\$542,348	\$542,348	81.24%
630	S1022120700	2041	2/12/2021	\$352,000	\$432,968	\$432,968	81.30%
631	R1624001130	2041	8/27/2021	\$209,100	\$257,155	\$257,155	81.31%
632	R7475500095	2041	2/10/2021	\$368,500	\$453,043	\$453,043	81.34%
633	R8390000350	2041	9/17/2021	\$641,100	\$788,176	\$788,176	81.34%
634	R5864320740	2041	6/11/2021	\$481,500	\$591,922	\$591,922	81.35%
635	R1071210180	2041	3/19/2021	\$351,700	\$432,312	\$432,312	81.35%
636	R8442250078	2041	10/15/2020	\$480,800	\$590,857	\$590,857	81.37%
637	R5504620330	2041	5/21/2021	\$340,600	\$418,554	\$418,554	81.38%
638	R3053000620	2041	9/10/2021	\$339,100	\$416,504	\$416,504	81.42%
639	R8123002946	2041	5/21/2021	\$273,500	\$335,898	\$335,898	81.42%
640	R1719730140	2041	6/17/2021	\$467,200	\$573,678	\$573,678	81.44%
641	R5458501460	2041	7/13/2021	\$210,100	\$257,958	\$257,958	81.45%
642	R1294540040	2041	4/29/2021	\$467,800	\$574,251	\$574,251	81.46%
643	R2024301480	2041	2/25/2021	\$271,100	\$332,755	\$332,755	81.47%
644	R2336001635	2041	4/28/2021	\$673,300	\$826,244	\$826,244	81.49%
645	R9227970140	2041	2/4/2021	\$526,100	\$645,519	\$645,519	81.50%
646	R6793720105	2041	6/4/2021	\$421,700	\$517,374	\$517,374	81.51%
647	R3719250370	2041	8/2/2021	\$281,500	\$345,357	\$345,357	81.51%
648	R4737730040	2041	3/12/2021	\$347,800	\$426,662	\$426,662	81.52%
649	R0387910010	2041	2/26/2021	\$319,400	\$391,816	\$391,816	81.52%
650	R5130003410	2041	3/16/2021	\$245,300	\$300,838	\$300,838	81.54%
651	R5130003060	2041	3/29/2021	\$289,200	\$354,504	\$354,504	81.58%
652	R9322750240	2041	11/9/2020	\$394,000	\$482,951	\$482,951	81.58%
653	R1734560070	1537	3/23/2021	\$643,800	\$789,046	\$789,046	81.59%
654	R7476250160	2041	11/16/2020	\$293,700	\$359,892	\$359,892	81.61%
655	R1525640100	2041	3/19/2021	\$355,300	\$435,293	\$435,293	81.62%
656	R1039000030	20	2/10/2021	\$96,000	\$117,600	\$117,600	81.63%
657	R3482210080	2041	3/22/2021	\$576,700	\$706,148	\$706,148	81.67%
658	R7475380280	2041	6/15/2021	\$912,500	\$1,117,155	\$1,117,155	81.68%
659	R2825370040	20	5/6/2021	\$150,300	\$184,000	\$184,000	81.68%
660	R5315000330	2041	8/23/2021	\$418,500	\$512,171	\$512,171	81.71%
661	R1719730260	2041	4/29/2021	\$497,100	\$608,347	\$608,347	81.71%
662	R2024301270	2041	3/26/2021	\$227,000	\$277,720	\$277,720	81.74%
663	R1071220270	2041	10/16/2020	\$359,700	\$440,053	\$440,053	81.74%
664	R9437980120	2041	5/18/2021	\$382,000	\$467,323	\$467,323	81.74%
665	R6121310205	2041	1/11/2021	\$627,900	\$767,913	\$767,913	81.77%
666	R2039250410	2041	10/29/2020	\$1,040,800	\$1,272,669	\$1,272,669	81.78%
667	R1146250115	2041	4/24/2021	\$398,100	\$486,755	\$486,755	81.79%
668	R8123001820	2041	11/24/2020	\$410,800	\$502,230	\$502,230	81.80%
669	R9437520390	2041	8/23/2021	\$316,700	\$387,153	\$387,153	81.80%
670	R3610300020	1537	7/6/2021	\$617,200	\$754,422	\$754,422	81.81%
671	R5817210160	2041	7/23/2021	\$339,400	\$414,851	\$414,851	81.81%
672	R8220570050	2041	7/12/2021	\$469,900	\$574,233	\$574,233	81.83%

3/30/2022 3:04 PM

Boise Independent #1 - See Secondary Category(ies) Section below for details.

673	R1525730620	2041	5/10/2021	\$334,400	\$408,593	\$408,593	81.84%
674	R8461280290	2041	6/29/2021	\$673,500	\$822,917	\$822,917	81.84%
675	R2336002330	2041	8/13/2021	\$559,700	\$683,770	\$683,770	81.86%
676	R7451250040	2041	3/16/2021	\$298,300	\$364,368	\$364,368	81.87%
677	R8037310090	2041	5/14/2021	\$724,600	\$885,032	\$885,032	81.87%
678	R8222140020	2041	12/23/2020	\$307,100	\$375,088	\$375,088	81.87%
679	R5713430330	2041	6/19/2021	\$551,000	\$672,971	\$672,971	81.88%
680	R1375600325	2041	5/25/2021	\$394,600	\$481,849	\$481,849	81.89%
681	R5315050440	2041	11/10/2020	\$420,900	\$513,871	\$513,871	81.91%
682	R7599290100	2041	3/24/2021	\$524,200	\$639,932	\$639,932	81.92%
683	R3205720060	26	8/11/2021	\$167,100	\$203,877	\$203,877	81.96%
684	R8461280270	2041	4/9/2021	\$682,500	\$832,567	\$832,567	81.98%
685	R5125340120	2041	4/20/2021	\$1,094,000	\$1,334,456	\$1,334,456	81.98%
686	R3239500710	2041	7/9/2021	\$685,700	\$836,407	\$836,407	81.98%
687	R9227660130	2041	12/18/2020	\$730,800	\$891,391	\$891,391	81.98%
688	R1035200140	2041	4/29/2021	\$1,121,900	\$1,368,332	\$1,368,332	81.99%
689	R9529210120	2041	12/3/2020	\$587,800	\$716,845	\$716,845	82.00%
690	R2733020210	2041	3/25/2021	\$300,800	\$366,835	\$366,835	82.00%
691	R9439500090	2041	11/17/2020	\$359,000	\$437,727	\$437,727	82.01%
692	R0523690252	2041	7/6/2021	\$795,200	\$969,370	\$969,370	82.03%
693	R3610300520	1537	5/14/2021	\$958,400	\$1,168,183	\$1,168,183	82.04%
694	R3638300180	2041	6/10/2021	\$194,800	\$237,409	\$237,409	82.05%
695	R1955000720	2041	8/3/2021	\$353,900	\$431,300	\$431,300	82.05%
696	R0387020010	2041	8/6/2021	\$353,600	\$430,932	\$430,932	82.05%
697	S1018110207	2041	5/5/2021	\$292,900	\$356,934	\$356,934	82.06%
698	R7689000420	1537	8/20/2021	\$530,400	\$646,226	\$646,226	82.08%
699	R9517700170	2041	4/20/2021	\$323,100	\$393,551	\$393,551	82.10%
700	R7717170180	2041	3/24/2021	\$275,500	\$335,500	\$335,500	82.12%
701	R3610190500	1537	7/28/2021	\$627,500	\$764,110	\$764,110	82.12%
702	R2690380010	2041	6/3/2021	\$856,900	\$1,042,651	\$1,042,651	82.18%
703	R3616700200	2041	10/30/2020	\$740,200	\$900,646	\$900,646	82.19%
704	R7284740160	2041	6/1/2021	\$615,800	\$748,607	\$748,607	82.26%
705	R1625750140	26	5/19/2021	\$203,000	\$246,661	\$246,661	82.30%
706	R3239010010	2041	6/25/2021	\$315,500	\$383,171	\$383,171	82.34%
707	R5457100092	2041	4/14/2021	\$357,300	\$433,935	\$433,935	82.34%
708	R5445310080	20	10/23/2020	\$185,500	\$225,250	\$225,250	82.35%
709	R1525570010	2041	4/12/2021	\$382,900	\$464,809	\$464,809	82.38%
710	R7777805830	2041	5/7/2021	\$234,900	\$285,023	\$285,023	82.41%
711	R5504620750	2041	6/22/2021	\$337,800	\$409,844	\$409,844	82.42%
712	R1582210120	2041	4/16/2021	\$285,900	\$346,874	\$346,874	82.42%
713	R1277000350	1537	7/9/2021	\$467,700	\$567,412	\$567,412	82.43%
714	R9322430130	2041	5/21/2021	\$373,300	\$452,847	\$452,847	82.43%
715	R6120050150	2041	7/2/2021	\$383,600	\$465,318	\$465,318	82.44%
716	R2024320105	2041	4/5/2021	\$642,800	\$779,679	\$779,679	82.44%
717	R5462500010	2041	4/19/2021	\$261,300	\$316,942	\$316,942	82.44%
718	R3260210120	2041	3/25/2021	\$427,800	\$518,888	\$518,888	82.45%
719	R1719650400	2041	3/12/2021	\$494,800	\$600,139	\$600,139	82.45%
720	R0349550050	2041	4/5/2021	\$226,900	\$275,181	\$275,181	82.45%
721	R10775000310	2041	6/18/2021	\$323,500	\$392,070	\$392,070	82.51%
722	R1754002455	2041	8/13/2021	\$386,200	\$468,057	\$468,057	82.51%
723	R1719460010	2041	10/8/2020	\$871,800	\$1,056,348	\$1,056,348	82.53%
724	R7835001080	2041	11/6/2020	\$259,800	\$314,785	\$314,785	82.53%
725	R6206560380	2041	8/18/2021	\$642,200	\$777,870	\$777,870	82.56%
726	R9686570290	2041	6/10/2021	\$477,600	\$578,415	\$578,415	82.57%
727	R2733040285	2041	11/25/2020	\$290,500	\$351,755	\$351,755	82.59%
728	R1578000025	2041	7/30/2021	\$439,200	\$531,751	\$531,751	82.59%
729	R7569500605	2041	11/25/2020	\$299,100	\$362,101	\$362,101	82.60%
730	R7475380490	2041	4/7/2021	\$907,700	\$1,098,703	\$1,098,703	82.62%
731	R5488500360	1537	6/1/2021	\$651,300	\$788,214	\$788,214	82.63%
732	R0805850310	2041	7/12/2021	\$467,600	\$565,850	\$565,850	82.64%
733	R1914250350	2041	12/14/2020	\$313,400	\$379,219	\$379,219	82.64%
734	R7598000006	2041	5/11/2021	\$315,400	\$381,595	\$381,595	82.65%
735	R1719730280	2041	6/3/2021	\$513,000	\$620,377	\$620,377	82.69%
736	R3745790310	2041	3/1/2021	\$642,400	\$776,738	\$776,738	82.70%
737	R5864320240	2041	5/13/2021	\$365,000	\$441,129	\$441,129	82.74%
738	R9511770100	2041	2/11/2021	\$637,500	\$770,428	\$770,428	82.75%
739	R1283120240	2041	6/30/2021	\$392,800	\$474,650	\$474,650	82.76%
740	R6042401860	1537	5/10/2021	\$518,300	\$626,213	\$626,213	82.77%
741	R3260180120	2041	7/22/2021	\$440,000	\$531,604	\$531,604	82.77%
742	R6885740170	2041	4/8/2021	\$454,300	\$548,847	\$548,847	82.77%
743	R1376420490	2041	6/24/2021	\$424,700	\$513,069	\$513,069	82.78%
744	R1625502330	2041	10/13/2020	\$294,100	\$355,166	\$355,166	82.81%
745	R3260200380	2041	9/23/2021	\$454,400	\$548,745	\$548,745	82.81%
746	R7125570085	2041	7/19/2021	\$409,800	\$494,756	\$494,756	82.83%
747	R4588110470	2041	2/25/2021	\$386,000	\$465,857	\$465,857	82.86%

Boise Independent #1 - See Secondary Category(ies) Section below for details.

748	S1113233610	2041	5/28/2021	\$361,900	\$436,752	\$436,752	82.86%
749	R0805500570	2041	2/8/2021	\$600,200	\$724,270	\$724,270	82.87%
750	R1096160175	2041	12/28/2020	\$345,200	\$416,528	\$416,528	82.88%
751	R5646030130	2041	6/16/2021	\$249,100	\$300,496	\$300,496	82.90%
752	R8048300060	2041	8/23/2021	\$237,300	\$286,251	\$286,251	82.90%
753	R7132000185	2041	5/19/2021	\$336,000	\$405,228	\$405,228	82.92%
754	R8904310050	2041	3/1/2021	\$432,000	\$520,983	\$520,983	82.92%
755	R1720750080	2041	1/25/2021	\$405,500	\$488,999	\$488,999	82.92%
756	R6793720050	2041	7/2/2021	\$407,000	\$490,699	\$490,699	82.94%
757	R8039680060	26	6/21/2021	\$216,200	\$260,661	\$260,661	82.94%
758	R8123002785	2041	7/8/2021	\$338,900	\$408,491	\$408,491	82.96%
759	R0843350040	2041	11/2/2020	\$619,900	\$747,064	\$747,064	82.98%
760	R3482220280	2041	4/23/2021	\$484,400	\$583,740	\$583,740	82.98%
761	MTAMA761418	65	4/14/2021	\$31,700	\$38,200	\$38,200	82.98%
762	R6284130170	2041	4/9/2021	\$322,400	\$388,410	\$388,410	83.01%
763	R0349550450	2041	5/25/2021	\$229,100	\$275,968	\$275,968	83.02%
764	S1126110300	1234	12/21/2020	\$293,100	\$353,050	\$353,050	83.02%
765	R5125610230	26	7/1/2021	\$196,900	\$237,107	\$237,107	83.04%
766	R2884080065	2041	6/30/2021	\$566,700	\$682,309	\$682,309	83.06%
767	R8048580210	1537	6/16/2021	\$482,300	\$580,559	\$580,559	83.08%
768	R3650000030	2041	8/13/2021	\$257,100	\$309,324	\$309,324	83.12%
769	R9829120010	2041	3/12/2021	\$254,500	\$306,165	\$306,165	83.13%
770	R3161170300	2041	3/26/2021	\$296,300	\$356,408	\$356,408	83.14%
771	R7777800272	2041	1/11/2021	\$297,400	\$357,699	\$357,699	83.14%
772	R5861400130	26	5/7/2021	\$248,100	\$298,383	\$298,383	83.15%
773	R6120310050	2041	4/12/2021	\$267,900	\$322,176	\$322,176	83.15%
774	R4221310050	1537	2/22/2021	\$317,200	\$381,341	\$381,341	83.18%
775	R1808500610	2041	5/11/2021	\$1,032,200	\$1,240,627	\$1,240,627	83.20%
776	R5130003670	2041	8/2/2021	\$286,700	\$344,535	\$344,535	83.21%
777	R1624004280	2041	11/23/2020	\$408,600	\$490,897	\$490,897	83.24%
778	R9511770720	2041	3/25/2021	\$520,600	\$625,445	\$625,445	83.24%
779	R4221320095	1537	7/27/2021	\$350,400	\$420,854	\$420,854	83.26%
780	R1719520090	2041	8/30/2021	\$583,900	\$701,223	\$701,223	83.27%
781	R1525010400	2041	12/29/2020	\$423,400	\$508,399	\$508,399	83.28%
782	R1625750180	26	6/1/2021	\$203,000	\$243,733	\$243,733	83.29%
783	R3638350235	2041	3/12/2021	\$282,800	\$339,454	\$339,454	83.31%
784	R2733020075	2041	8/18/2021	\$312,600	\$375,160	\$375,160	83.32%
785	R1035210260	20	10/28/2020	\$265,000	\$318,000	\$318,000	83.33%
786	R9048110090	2041	5/28/2021	\$1,092,100	\$1,310,517	\$1,310,517	83.33%
787	R1719730500	2041	3/29/2021	\$492,500	\$590,840	\$590,840	83.36%
788	R5607000070	2041	7/13/2021	\$349,100	\$418,763	\$418,763	83.36%
789	R8079230200	2041	3/4/2021	\$302,400	\$362,740	\$362,740	83.37%
790	R1525730770	2041	3/15/2021	\$391,800	\$469,906	\$469,906	83.38%
791	R8112001841	2041	3/22/2021	\$263,400	\$315,908	\$315,908	83.38%
792	R1808500763	2041	1/29/2021	\$650,200	\$779,684	\$779,684	83.39%
793	R2861870020	2041	10/7/2020	\$224,700	\$269,362	\$269,362	83.42%
794	R4964500035	1537	12/9/2020	\$681,700	\$817,083	\$817,083	83.43%
795	S1112120278	2041	6/28/2021	\$340,100	\$407,591	\$407,591	83.44%
796	R1580940050	2041	6/14/2021	\$430,900	\$516,084	\$516,084	83.49%
797	R5456501290	2041	7/23/2021	\$270,300	\$323,649	\$323,649	83.52%
798	R3482170400	2041	4/16/2021	\$702,300	\$840,851	\$840,851	83.52%
799	R1955041260	2041	12/1/2020	\$354,600	\$424,519	\$424,519	83.53%
800	R2734251370	2041	5/28/2021	\$399,900	\$478,732	\$478,732	83.53%
801	R6114500620	2041	9/22/2021	\$294,300	\$352,305	\$352,305	83.54%
802	R1281500230	2041	9/23/2021	\$327,400	\$391,883	\$391,883	83.55%
803	S0628346703	2041	4/7/2021	\$503,000	\$601,997	\$601,997	83.56%
804	R5498700361	2041	10/27/2020	\$277,900	\$332,565	\$332,565	83.56%
805	R2038000310	2041	2/18/2021	\$643,700	\$770,274	\$770,274	83.57%
806	R0041120100	2041	4/21/2021	\$362,600	\$433,865	\$433,865	83.57%
807	R8112003083	2041	6/30/2021	\$304,600	\$364,463	\$364,463	83.57%
808	R9441000010	2041	5/28/2021	\$553,500	\$662,248	\$662,248	83.58%
809	R5739770040	2041	7/1/2021	\$288,500	\$345,160	\$345,160	83.58%
810	R4737670060	2041	6/7/2021	\$397,900	\$476,042	\$476,042	83.59%
811	R3616360440	20	6/15/2021	\$395,000	\$472,500	\$472,500	83.60%
812	MCONC751403	65	1/17/2021	\$20,900	\$25,000	\$25,000	83.60%
813	R7335520400	2041	11/30/2020	\$419,300	\$501,529	\$501,529	83.60%
814	R5455010070	2041	5/17/2021	\$376,400	\$450,101	\$450,101	83.63%
815	R3386000555	2041	7/16/2021	\$314,400	\$375,850	\$375,850	83.65%
816	R7334240280	2041	3/19/2021	\$257,200	\$307,463	\$307,463	83.65%
817	R1320710100	2041	12/31/2020	\$305,700	\$365,335	\$365,335	83.68%
818	R1292651360	2041	10/16/2020	\$471,600	\$563,482	\$563,482	83.69%
819	R3610350290	1537	12/2/2020	\$791,600	\$945,708	\$945,708	83.70%
820	R1719480270	2041	3/5/2021	\$632,000	\$755,014	\$755,014	83.71%
821	R7824000140	2041	10/30/2020	\$531,400	\$634,690	\$634,690	83.73%
822	R1582250270	2041	7/20/2021	\$369,300	\$441,044	\$441,044	83.73%

3/30/2022 3:04 PM

Boise Independent #1 - See Secondary Category(ies) Section below for details.

823	R6637250220	2041	12/28/2020	\$386,600	\$461,693	\$461,693	83.74%
824	R5315010675	2041	9/7/2021	\$356,400	\$425,608	\$425,608	83.74%
825	R2733040005	2041	7/7/2021	\$324,600	\$387,392	\$387,392	83.79%
826	R3239170100	26	5/5/2021	\$231,800	\$276,624	\$276,624	83.80%
827	R3610290480	1537	2/9/2021	\$894,200	\$1,067,076	\$1,067,076	83.80%
828	R1280500105	2041	8/18/2021	\$359,900	\$429,449	\$429,449	83.81%
829	R5864320220	2041	4/26/2021	\$365,000	\$435,476	\$435,476	83.82%
830	R9529210040	2041	6/25/2021	\$731,700	\$872,779	\$872,779	83.84%
831	R3641750100	2041	6/11/2021	\$398,600	\$475,245	\$475,245	83.87%
832	R3239040285	2041	1/15/2021	\$353,600	\$421,543	\$421,543	83.88%
833	R7084350210	2041	2/23/2021	\$339,600	\$404,803	\$404,803	83.89%
834	R4219200245	2041	8/4/2021	\$399,400	\$476,046	\$476,046	83.90%
835	R5864320680	2041	3/18/2021	\$393,600	\$469,079	\$469,079	83.91%
836	R9322430140	2041	4/19/2021	\$357,200	\$425,607	\$425,607	83.93%
837	R7198560660	2041	3/26/2021	\$621,500	\$740,495	\$740,495	83.93%
838	R1281370070	2041	7/8/2021	\$247,200	\$294,484	\$294,484	83.94%
839	R4313530055	1537	7/2/2021	\$923,300	\$1,099,843	\$1,099,843	83.95%
840	R1580340370	2041	9/30/2021	\$297,200	\$354,009	\$354,009	83.95%
841	R0879520130	2041	6/14/2021	\$704,100	\$838,636	\$838,636	83.96%
842	R1383256040	26	8/12/2021	\$188,200	\$224,140	\$224,140	83.97%
843	R1719730440	2041	3/1/2021	\$497,200	\$592,026	\$592,026	83.98%
844	R1608460415	2041	3/18/2021	\$360,300	\$428,979	\$428,979	83.99%
845	R0880000044	2041	7/30/2021	\$277,100	\$329,819	\$329,819	84.02%
846	R5125550170	2041	7/7/2021	\$509,500	\$606,352	\$606,352	84.03%
847	R5864320260	2041	6/9/2021	\$439,300	\$522,780	\$522,780	84.03%
848	R3482160400	2041	7/6/2021	\$687,100	\$817,642	\$817,642	84.03%
849	R6042350240	1537	3/8/2021	\$522,000	\$621,172	\$621,172	84.03%
850	R2336001620	2041	3/1/2021	\$676,800	\$805,155	\$805,155	84.06%
851	R9242371195	2041	12/14/2020	\$414,500	\$493,087	\$493,087	84.06%
852	R7448230040	2041	1/22/2021	\$391,700	\$465,924	\$465,924	84.07%
853	R5470550035	2041	9/20/2021	\$224,700	\$267,269	\$267,269	84.07%
854	R3053020150	2041	10/15/2020	\$354,100	\$421,120	\$421,120	84.09%
855	R3610160190	1537	5/5/2021	\$638,000	\$758,484	\$758,484	84.12%
856	R5315250060	2041	7/7/2021	\$336,500	\$400,024	\$400,024	84.12%
857	R5396000015	2041	6/24/2021	\$358,500	\$426,137	\$426,137	84.13%
858	R6120402463	2041	9/10/2021	\$608,700	\$723,526	\$723,526	84.13%
859	R0879510020	2041	6/7/2021	\$535,500	\$636,281	\$636,281	84.16%
860	R9206500065	2041	10/15/2020	\$325,500	\$386,743	\$386,743	84.16%
861	R5836510030	2041	8/18/2021	\$324,700	\$385,694	\$385,694	84.19%
862	R2847260200	1537	5/11/2021	\$534,200	\$634,512	\$634,512	84.19%
863	R3610350200	1537	2/11/2021	\$762,200	\$905,253	\$905,253	84.20%
864	R9243010350	26	4/20/2021	\$300,900	\$357,363	\$357,363	84.20%
865	R7715160460	2041	4/7/2021	\$323,800	\$384,546	\$384,546	84.20%
866	R3616750122	2041	1/25/2021	\$1,361,300	\$1,616,465	\$1,616,465	84.21%
867	R5864320280	2041	3/22/2021	\$395,200	\$469,217	\$469,217	84.23%
868	R1245310070	2041	1/15/2021	\$291,100	\$345,527	\$345,527	84.25%
869	R9041000006	2041	5/7/2021	\$363,200	\$431,097	\$431,097	84.25%
870	R5716000020	2041	1/4/2021	\$302,500	\$359,009	\$359,009	84.26%
871	R9323900200	2041	9/20/2021	\$265,000	\$314,434	\$314,434	84.28%
872	R1719730200	2041	4/12/2021	\$536,200	\$636,150	\$636,150	84.29%
873	S0619141870	2041	8/30/2021	\$368,200	\$436,762	\$436,762	84.30%
874	R1516270022	2041	5/3/2021	\$395,700	\$469,337	\$469,337	84.31%
875	R5864320660	2041	12/24/2020	\$394,100	\$467,423	\$467,423	84.31%
876	R2494350060	2041	12/22/2020	\$345,500	\$409,747	\$409,747	84.32%
877	R3610290470	1537	12/4/2020	\$778,700	\$923,451	\$923,451	84.33%
878	R1580920430	2041	12/1/2020	\$564,000	\$668,777	\$668,777	84.33%
879	R7320310100	2041	6/18/2021	\$289,100	\$342,794	\$342,794	84.34%
880	R1956160050	2041	7/12/2021	\$300,500	\$356,276	\$356,276	84.34%
881	R1955020760	2041	3/7/2021	\$309,100	\$366,452	\$366,452	84.35%
882	R6901200230	2041	6/7/2021	\$821,500	\$973,900	\$973,900	84.35%
883	R3415610160	2041	3/30/2021	\$294,100	\$348,644	\$348,644	84.36%
884	R4432510410	2041	2/4/2021	\$352,500	\$417,746	\$417,746	84.38%
885	R1594270090	2041	4/23/2021	\$563,400	\$667,647	\$667,647	84.39%
886	R1727700140	1537	2/12/2021	\$613,000	\$726,424	\$726,424	84.39%
887	R5125580330	2041	12/30/2020	\$317,000	\$375,589	\$375,589	84.40%
888	R3610300260	1537	12/4/2020	\$606,200	\$718,239	\$718,239	84.40%
889	R7074530480	2041	7/9/2021	\$390,300	\$462,336	\$462,336	84.42%
890	MCHAM121301	65	5/24/2021	\$87,300	\$103,400	\$103,400	84.43%
891	R2734531170	2041	1/14/2021	\$277,000	\$328,059	\$328,059	84.44%
892	R3610160120	1537	7/4/2021	\$566,900	\$671,362	\$671,362	84.44%
893	R6885570260	1537	9/30/2021	\$467,000	\$553,017	\$553,017	84.45%
894	R2932730080	2041	8/5/2021	\$831,000	\$984,019	\$984,019	84.45%
895	R5953730540	2041	5/18/2021	\$336,600	\$398,547	\$398,547	84.46%
896	R8222530290	2041	10/16/2020	\$480,500	\$568,848	\$568,848	84.47%
897	R3415610050	2041	2/2/2021	\$279,700	\$331,121	\$331,121	84.47%

3/30/2022 3:04 PM

Boise Independent #1 - See Secondary Category(ies) Section below for details.

898	R8266020050	2041	8/18/2021	\$444,900	\$526,683	\$526,683	84.47%
899	R6042400740	1537	10/27/2020	\$516,100	\$610,942	\$610,942	84.48%
900	R7533320190	2041	5/4/2021	\$350,900	\$415,317	\$415,317	84.49%
901	R5303270080	2041	4/30/2021	\$374,900	\$443,650	\$443,650	84.50%
902	R7337002620	2041	8/9/2021	\$317,600	\$375,824	\$375,824	84.51%
903	R1525610240	2041	7/8/2021	\$320,000	\$378,622	\$378,622	84.52%
904	R3825270140	2041	5/28/2021	\$284,300	\$336,366	\$336,366	84.52%
905	R1625502235	2041	4/6/2021	\$414,400	\$490,288	\$490,288	84.52%
906	R3581000105	2041	6/18/2021	\$280,400	\$331,653	\$331,653	84.55%
907	R2847250095	1537	4/22/2021	\$397,000	\$469,498	\$469,498	84.56%
908	R1074810020	2041	6/2/2021	\$283,200	\$334,825	\$334,825	84.58%
909	R8048610210	1537	5/28/2021	\$369,500	\$436,839	\$436,839	84.58%
910	R5125810270	2041	12/11/2020	\$396,700	\$468,960	\$468,960	84.59%
911	R1376830410	2041	2/24/2021	\$346,200	\$409,189	\$409,189	84.61%
912	R4999000020	2041	8/13/2021	\$291,400	\$344,327	\$344,327	84.63%
913	R7858010200	2041	6/11/2021	\$357,600	\$422,545	\$422,545	84.63%
914	R8220550010	2041	11/19/2020	\$519,500	\$613,773	\$613,773	84.64%
915	S1023223565	2041	7/16/2021	\$325,200	\$384,202	\$384,202	84.64%
916	R5793170030	2041	4/11/2021	\$332,000	\$392,195	\$392,195	84.65%
917	R2734500826	2048	2/8/2021	\$228,900	\$270,394	\$270,394	84.65%
918	R5125800570	2041	11/18/2020	\$383,400	\$452,839	\$452,839	84.67%
919	R3719170020	2041	3/8/2021	\$278,900	\$329,409	\$329,409	84.67%
920	R2343170080	2041	8/5/2021	\$343,700	\$405,908	\$405,908	84.67%
921	R5457430535	2041	4/15/2021	\$423,500	\$499,885	\$499,885	84.72%
922	R7716750040	2041	6/24/2021	\$218,100	\$257,387	\$257,387	84.74%
923	R1294350200	2041	12/8/2020	\$428,800	\$506,035	\$506,035	84.74%
924	R1943000880	2041	7/16/2021	\$506,200	\$597,184	\$597,184	84.76%
925	R1719480240	2041	5/7/2021	\$623,000	\$734,825	\$734,825	84.78%
926	R7580500030	2041	5/28/2021	\$294,100	\$346,850	\$346,850	84.79%
927	R3610151210	1537	3/2/2021	\$534,500	\$630,189	\$630,189	84.82%
928	R1005680280	26	8/19/2021	\$216,300	\$255,004	\$255,004	84.82%
929	R5130000390	2041	11/23/2020	\$232,100	\$273,630	\$273,630	84.82%
930	R3817020300	2041	7/9/2021	\$329,100	\$387,942	\$387,942	84.83%
931	R1280520155	2041	10/20/2020	\$302,100	\$356,098	\$356,098	84.84%
932	R1719580110	2041	6/30/2021	\$612,300	\$721,722	\$721,722	84.84%
933	S0632110170	2041	9/1/2021	\$356,300	\$419,962	\$419,962	84.84%
934	R7824180290	2041	4/15/2021	\$501,300	\$590,773	\$590,773	84.85%
935	R2361000145	2041	6/4/2021	\$570,900	\$672,760	\$672,760	84.86%
936	S1006449020	2041	11/10/2020	\$351,600	\$414,327	\$414,327	84.86%
937	R6206700025	2041	4/5/2021	\$249,100	\$293,526	\$293,526	84.86%
938	R1842701827	2048	1/4/2021	\$317,400	\$373,968	\$373,968	84.87%
939	R7198560930	2041	6/28/2021	\$562,200	\$662,335	\$662,335	84.88%
940	R1624003605	2041	6/16/2021	\$306,200	\$360,595	\$360,595	84.92%
941	R5125580325	2041	10/14/2020	\$324,200	\$381,722	\$381,722	84.93%
942	R7082270110	2041	10/13/2020	\$402,200	\$473,555	\$473,555	84.93%
943	R7704530165	2041	1/11/2021	\$376,200	\$442,912	\$442,912	84.94%
944	S0514223380	2041	8/27/2021	\$344,700	\$405,823	\$405,823	84.94%
945	R4737640495	2041	2/25/2021	\$504,800	\$594,205	\$594,205	84.95%
946	R1280510300	2041	5/28/2021	\$327,400	\$385,292	\$385,292	84.97%
947	R3053020030	2041	6/30/2021	\$298,900	\$351,749	\$351,749	84.98%
948	R3482170920	2041	7/9/2021	\$660,800	\$777,564	\$777,564	84.98%
949	R2847250110	1537	11/12/2020	\$436,500	\$513,556	\$513,556	85.00%
950	R7100700190	2041	4/20/2021	\$307,600	\$361,886	\$361,886	85.00%
951	R7074520300	2041	5/28/2021	\$348,300	\$409,755	\$409,755	85.00%
952	R1719490270	2041	1/15/2021	\$604,200	\$710,799	\$710,799	85.00%
953	R1031860020	2041	4/30/2021	\$262,900	\$309,273	\$309,273	85.01%
954	R1719490200	2041	3/1/2021	\$617,600	\$726,534	\$726,534	85.01%
955	R5445310040	20	12/9/2020	\$238,500	\$280,500	\$280,500	85.03%
956	R8048690640	2041	6/2/2021	\$598,600	\$703,566	\$703,566	85.08%
957	R7337003650	2041	11/24/2020	\$274,900	\$323,084	\$323,084	85.09%
958	R1892011020	2041	11/19/2020	\$269,100	\$316,251	\$316,251	85.09%
959	R7777775350	2041	11/5/2020	\$291,500	\$342,472	\$342,472	85.12%
960	R3674140130	2041	8/2/2021	\$297,500	\$349,469	\$349,469	85.13%
961	R7335520355	2041	6/11/2021	\$414,900	\$487,320	\$487,320	85.14%
962	R3610300410	1537	11/10/2020	\$516,200	\$606,281	\$606,281	85.14%
963	R8521480130	2041	2/26/2021	\$331,600	\$389,441	\$389,441	85.15%
964	R7475360280	2041	6/18/2021	\$672,100	\$789,283	\$789,283	85.15%
965	R1754001825	2041	5/7/2021	\$311,100	\$365,186	\$365,186	85.19%
966	R8048230550	1537	10/2/2020	\$370,400	\$434,768	\$434,768	85.19%
967	R0432010120	2041	10/22/2020	\$232,800	\$273,254	\$273,254	85.20%
968	R8020610160	2041	6/18/2021	\$730,200	\$856,985	\$856,985	85.21%
969	R2322210010	2041	6/13/2021	\$399,800	\$469,207	\$469,207	85.21%
970	R5664350250	2041	2/9/2021	\$370,000	\$434,163	\$434,163	85.22%
971	R2733040270	2041	6/29/2021	\$312,000	\$366,071	\$366,071	85.23%
972	R1719730520	2041	3/24/2021	\$494,000	\$579,463	\$579,463	85.25%

Boise Independent #1 - See Secondary Category(ies) Section below for details.

973	R3482100270	2041	10/2/2020	\$1,060,400	\$1,243,739	\$1,243,739	85.26%
974	R5159320080	2041	4/22/2021	\$596,000	\$698,965	\$698,965	85.27%
975	S1128212590	1234	7/9/2021	\$609,300	\$714,519	\$714,519	85.27%
976	R5983770130	2041	4/28/2021	\$404,200	\$473,991	\$473,991	85.28%
977	R9686560260	2041	8/12/2021	\$383,600	\$449,747	\$449,747	85.29%
978	R7835001402	2041	4/27/2021	\$279,900	\$328,105	\$328,105	85.31%
979	R2733040160	2041	9/1/2021	\$291,800	\$341,969	\$341,969	85.33%
980	R1719730220	2041	3/25/2021	\$499,700	\$585,602	\$585,602	85.33%
981	R1525721030	2041	12/23/2020	\$345,900	\$405,337	\$405,337	85.34%
982	R5159320120	2041	5/11/2021	\$596,000	\$698,407	\$698,407	85.34%
983	R8036150260	2041	3/12/2021	\$276,100	\$323,513	\$323,513	85.34%
984	S1007223120	2041	10/22/2020	\$253,300	\$296,737	\$296,737	85.36%
985	R1525780160	2041	4/9/2021	\$396,700	\$464,721	\$464,721	85.36%
986	R6120402430	2041	4/15/2021	\$883,700	\$1,035,216	\$1,035,216	85.36%
987	R1580710300	2041	3/26/2021	\$346,900	\$406,294	\$406,294	85.38%
988	R3109112165	2041	12/7/2020	\$323,300	\$378,494	\$378,494	85.42%
989	R5985170122	2041	12/18/2020	\$285,600	\$334,272	\$334,272	85.44%
990	R5130001592	2041	11/19/2020	\$232,000	\$271,516	\$271,516	85.45%
991	R3053000670	2041	6/22/2021	\$311,900	\$365,017	\$365,017	85.45%
992	R3638760130	2041	5/25/2021	\$309,200	\$361,825	\$361,825	85.46%
993	S1014110210	2041	1/22/2021	\$627,100	\$733,708	\$733,708	85.47%
994	S1126110350	12	10/1/2020	\$135,900	\$159,000	\$159,000	85.47%
995	R1808500120	2041	8/26/2021	\$583,000	\$682,087	\$682,087	85.47%
996	R4219210140	2041	1/6/2021	\$391,300	\$457,792	\$457,792	85.48%
997	R3046640150	2041	10/30/2020	\$323,600	\$378,536	\$378,536	85.49%
998	R8222710050	1537	11/13/2020	\$312,900	\$366,010	\$366,010	85.49%
999	R8222590170	2041	4/7/2021	\$367,200	\$429,410	\$429,410	85.51%
1000	R5864321140	2041	5/11/2021	\$406,100	\$474,775	\$474,775	85.54%
1001	R1719590060	2041	1/7/2021	\$579,300	\$677,257	\$677,257	85.54%
1002	R3610300530	1537	3/2/2021	\$591,000	\$690,851	\$690,851	85.55%
1003	R3616550145	2041	8/6/2021	\$525,600	\$614,366	\$614,366	85.55%
1004	R7648000030	2041	10/20/2020	\$322,100	\$376,415	\$376,415	85.57%
1005	R1387000160	2041	7/20/2021	\$261,400	\$305,402	\$305,402	85.59%
1006	R3610160060	1537	4/23/2021	\$598,500	\$699,225	\$699,225	85.59%
1007	R1376840170	2041	3/12/2021	\$325,100	\$379,776	\$379,776	85.60%
1008	R7476750210	2041	1/6/2021	\$360,500	\$421,061	\$421,061	85.62%
1009	R7406001305	2041	5/27/2021	\$385,600	\$450,358	\$450,358	85.62%
1010	R2024380144	2041	1/29/2021	\$354,700	\$414,207	\$414,207	85.63%
1011	R5130003590	2041	4/30/2021	\$253,500	\$295,826	\$295,826	85.69%
1012	R2039160105	2041	6/11/2021	\$375,100	\$437,726	\$437,726	85.69%
1013	R8526600170	2041	4/12/2021	\$351,500	\$410,125	\$410,125	85.71%
1014	R1508010080	2041	8/16/2021	\$278,300	\$324,709	\$324,709	85.71%
1015	R3641750120	2041	1/15/2021	\$416,300	\$485,713	\$485,713	85.71%
1016	R1580910325	2041	11/16/2020	\$393,400	\$458,888	\$458,888	85.73%
1017	R2817790030	2041	5/7/2021	\$339,800	\$396,360	\$396,360	85.73%
1018	R5864320640	2041	1/19/2021	\$412,400	\$480,980	\$480,980	85.74%
1019	R1280500170	2041	11/20/2020	\$285,200	\$332,588	\$332,588	85.75%
1020	R3610160150	1537	12/14/2020	\$593,000	\$691,338	\$691,338	85.78%
1021	R2365490040	2041	12/30/2020	\$295,400	\$344,232	\$344,232	85.81%
1022	R6970110680	2041	1/29/2021	\$351,300	\$409,334	\$409,334	85.82%
1023	R8175000170	2041	6/24/2021	\$348,900	\$406,535	\$406,535	85.82%
1024	R3610290730	1537	11/13/2020	\$853,000	\$993,741	\$993,741	85.84%
1025	R9227720125	2041	8/9/2021	\$855,700	\$996,750	\$996,750	85.85%
1026	R1943002910	2041	5/21/2021	\$301,900	\$351,638	\$351,638	85.86%
1027	R5315000015	2041	10/23/2020	\$320,400	\$373,140	\$373,140	85.87%
1028	R0539006266	2041	4/26/2021	\$637,500	\$742,288	\$742,288	85.88%
1029	R1126001615	2041	5/7/2021	\$592,900	\$690,290	\$690,290	85.89%
1030	R3268500111	2041	12/9/2020	\$267,600	\$311,513	\$311,513	85.90%
1031	R1625750155	26	3/4/2021	\$219,100	\$255,051	\$255,051	85.90%
1032	R4702000040	2041	10/14/2020	\$291,000	\$338,711	\$338,711	85.91%
1033	R1719730080	2041	6/24/2021	\$497,800	\$579,376	\$579,376	85.92%
1034	R6046000895	2041	12/11/2020	\$433,600	\$504,642	\$504,642	85.92%
1035	R1023290340	2041	3/12/2021	\$552,000	\$642,337	\$642,337	85.94%
1036	R8040520030	26	4/8/2021	\$283,000	\$329,308	\$329,308	85.94%
1037	R1029270010	2041	11/13/2020	\$301,700	\$351,052	\$351,052	85.94%
1038	R5117270120	2041	7/9/2021	\$314,300	\$365,665	\$365,665	85.95%
1039	R2919020290	2041	7/29/2021	\$338,400	\$393,671	\$393,671	85.96%
1040	R8048240420	1537	3/1/2021	\$346,100	\$402,578	\$402,578	85.97%
1041	R6042400880	1537	10/7/2020	\$526,200	\$611,990	\$611,990	85.98%
1042	R6042400720	1537	3/5/2021	\$584,300	\$679,512	\$679,512	85.99%
1043	R1952000044	2041	5/24/2021	\$270,700	\$314,805	\$314,805	85.99%
1044	R4758200070	2041	3/29/2021	\$400,900	\$466,209	\$466,209	85.99%
1045	R3610160470	1537	5/7/2021	\$574,400	\$667,933	\$667,933	86.00%
1046	R3719250768	2041	12/30/2020	\$331,700	\$385,708	\$385,708	86.00%
1047	R3239500550	2041	10/22/2020	\$410,800	\$477,661	\$477,661	86.00%

Boise Independent #1 - See Secondary Category(ies) Section below for details.

1048	R5056760080	2041	11/10/2020	\$288,700	\$335,658	\$335,658	86.01%
1049	R5136860460	2041	2/25/2021	\$339,400	\$394,552	\$394,552	86.02%
1050	R7074560110	2041	11/20/2020	\$367,600	\$427,168	\$427,168	86.06%
1051	R0805860040	2041	6/7/2021	\$476,900	\$554,041	\$554,041	86.08%
1052	R8049270295	1537	4/22/2021	\$291,500	\$338,646	\$338,646	86.08%
1053	R1892000210	2041	7/27/2021	\$300,000	\$348,506	\$348,506	86.08%
1054	R8048660470	2041	12/23/2020	\$399,300	\$463,819	\$463,819	86.09%
1055	R3610151120	1537	1/11/2021	\$456,400	\$530,108	\$530,108	86.10%
1056	R8048740020	2041	3/8/2021	\$376,800	\$437,644	\$437,644	86.10%
1057	R3610350070	1537	2/1/2021	\$795,200	\$923,327	\$923,327	86.12%
1058	R2887400550	2041	7/6/2021	\$377,500	\$438,324	\$438,324	86.12%
1059	R5611010150	26	4/30/2021	\$281,800	\$327,202	\$327,202	86.12%
1060	R3024000165	2041	1/8/2021	\$329,500	\$382,532	\$382,532	86.14%
1061	R7475370240	2041	4/20/2021	\$855,900	\$993,378	\$993,378	86.16%
1062	R0573410040	2041	2/19/2021	\$378,900	\$439,752	\$439,752	86.16%
1063	R7176140020	2041	1/20/2021	\$516,500	\$599,445	\$599,445	86.16%
1064	R8048300230	2041	12/22/2020	\$269,600	\$312,861	\$312,861	86.17%
1065	R7824160870	2041	6/23/2021	\$455,800	\$528,895	\$528,895	86.18%
1066	R8549710250	2041	9/13/2021	\$596,600	\$692,262	\$692,262	86.18%
1067	R8048690130	2041	1/21/2021	\$740,500	\$859,070	\$859,070	86.20%
1068	R2039251095	2041	7/23/2021	\$749,800	\$869,702	\$869,702	86.21%
1069	R2733030135	2041	7/22/2021	\$337,400	\$391,310	\$391,310	86.22%
1070	R3482160360	2041	7/15/2021	\$764,200	\$886,149	\$886,149	86.24%
1071	R1035140220	2041	7/28/2021	\$651,900	\$755,849	\$755,849	86.25%
1072	R3719170901	2041	2/8/2021	\$258,200	\$299,365	\$299,365	86.25%
1073	R2039100515	2041	7/1/2021	\$405,500	\$469,980	\$469,980	86.28%
1074	R5248050040	2041	6/21/2021	\$254,400	\$294,846	\$294,846	86.28%
1075	R0581310060	2041	11/18/2020	\$374,700	\$434,201	\$434,201	86.30%
1076	R1943000035	2041	12/7/2020	\$322,300	\$373,480	\$373,480	86.30%
1077	R1719530060	2041	8/9/2021	\$600,700	\$696,010	\$696,010	86.31%
1078	R0573410190	2041	11/13/2020	\$401,800	\$465,489	\$465,489	86.32%
1079	R2734250425	2041	2/4/2021	\$447,600	\$518,548	\$518,548	86.32%
1080	R1023290160	2041	12/23/2020	\$674,600	\$781,434	\$781,434	86.33%
1081	R2105000145	2041	6/9/2021	\$432,800	\$501,178	\$501,178	86.38%
1082	R2024380681	2041	10/13/2020	\$213,800	\$247,540	\$247,540	86.37%
1083	R5864321160	2041	4/29/2021	\$414,500	\$479,858	\$479,858	86.38%
1084	R1580260761	2041	7/16/2021	\$288,600	\$334,089	\$334,089	86.38%
1085	R1071190020	2041	11/30/2020	\$355,900	\$411,933	\$411,933	86.40%
1086	R4688000560	2041	7/1/2021	\$360,000	\$416,631	\$416,631	86.41%
1087	R1342100625	2041	8/6/2021	\$385,100	\$445,679	\$445,679	86.41%
1088	R1955020632	2041	5/28/2021	\$317,100	\$366,945	\$366,945	86.42%
1089	R2690400035	2041	2/24/2021	\$1,237,700	\$1,432,162	\$1,432,162	86.42%
1090	MVAND792402	65	12/18/2020	\$50,000	\$57,855	\$57,855	86.42%
1091	R2734540320	2041	5/7/2021	\$529,600	\$612,799	\$612,799	86.42%
1092	R8175000190	2041	3/11/2021	\$348,000	\$402,651	\$402,651	86.43%
1093	R3610190760	1537	7/23/2021	\$523,600	\$605,804	\$605,804	86.43%
1094	R8069120100	2041	6/3/2021	\$277,900	\$321,484	\$321,484	86.44%
1095	R8499220070	26	4/27/2021	\$291,400	\$337,094	\$337,094	86.44%
1096	R7334000346	2041	10/15/2020	\$329,700	\$381,371	\$381,371	86.45%
1097	R5504620280	2041	6/2/2021	\$339,100	\$392,223	\$392,223	86.46%
1098	R3610310932	1537	8/26/2021	\$528,600	\$611,305	\$611,305	86.47%
1099	R3581660150	26	4/30/2021	\$387,700	\$448,221	\$448,221	86.50%
1100	R7334240330	2041	4/13/2021	\$286,700	\$331,441	\$331,441	86.50%
1101	R8521310450	2041	4/7/2021	\$788,100	\$911,007	\$911,007	86.51%
1102	R5138800080	2041	5/7/2021	\$558,600	\$645,666	\$645,666	86.52%
1103	R1132500730	2041	4/1/2021	\$302,700	\$349,845	\$349,845	86.52%
1104	R1277150185	1537	7/6/2021	\$488,700	\$564,763	\$564,763	86.53%
1105	R6055620020	2041	10/1/2020	\$282,400	\$326,349	\$326,349	86.53%
1106	R5421200100	2041	9/24/2021	\$711,700	\$822,362	\$822,362	86.54%
1107	R8048013720	2041	12/18/2020	\$276,200	\$319,077	\$319,077	86.56%
1108	R5138910150	2041	5/21/2021	\$506,200	\$584,744	\$584,744	86.57%
1109	R7777800242	2041	2/26/2021	\$649,600	\$750,386	\$750,386	86.57%
1110	R7292510025	2041	5/5/2021	\$278,100	\$321,240	\$321,240	86.57%
1111	R8461280090	2041	3/5/2021	\$635,700	\$734,251	\$734,251	86.58%
1112	R2336000185	2041	11/20/2020	\$989,900	\$1,143,168	\$1,143,168	86.59%
1113	R1237000115	2041	4/8/2021	\$344,600	\$397,914	\$397,914	86.60%
1114	R7877750040	2041	3/2/2021	\$217,200	\$250,789	\$250,789	86.61%
1115	R8499210090	26	6/24/2021	\$203,000	\$234,375	\$234,375	86.61%
1116	R9234310140	2041	12/10/2020	\$433,000	\$499,902	\$499,902	86.62%
1117	R2082610230	2041	10/8/2020	\$407,500	\$470,329	\$470,329	86.64%
1118	R9529660410	2041	11/13/2020	\$310,900	\$358,793	\$358,793	86.65%
1119	R5456501569	2041	5/10/2021	\$411,800	\$475,211	\$475,211	86.66%
1120	R0548010385	1537	2/1/2021	\$593,900	\$685,206	\$685,206	86.67%
1121	R5299390070	2041	8/6/2021	\$582,300	\$671,796	\$671,796	86.68%
1122	MKITX682001	65	10/3/2020	\$15,400	\$17,765	\$17,765	86.69%

Boise Independent #1 - See Secondary Category(ies) Section below for details.

1123	R3239010070	2041	6/17/2021	\$267,700	\$308,798	\$308,798	86.69%
1124	R4548530220	2041	12/18/2020	\$317,900	\$366,686	\$366,686	86.70%
1125	R3719091100	1537	4/16/2021	\$279,500	\$322,357	\$322,357	86.71%
1126	R5130000348	2041	4/7/2021	\$301,700	\$347,922	\$347,922	86.71%
1127	R0540720025	2041	9/20/2021	\$450,600	\$519,603	\$519,603	86.72%
1128	R1280530140	2041	3/29/2021	\$356,300	\$410,818	\$410,818	86.73%
1129	R1574000121	2041	10/26/2020	\$405,900	\$467,933	\$467,933	86.74%
1130	R1525610220	2041	6/4/2021	\$323,800	\$373,273	\$373,273	86.75%
1131	R1608460435	2041	2/5/2021	\$399,100	\$459,970	\$459,970	86.77%
1132	R8307000025	2041	8/9/2021	\$276,400	\$318,552	\$318,552	86.77%
1133	R3610311110	1537	12/21/2020	\$661,900	\$762,668	\$762,668	86.79%
1134	R1719560260	2041	10/20/2020	\$617,200	\$711,126	\$711,126	86.79%
1135	R6120520250	2041	10/16/2020	\$1,537,100	\$1,770,943	\$1,770,943	86.80%
1136	R1383255060	26	4/27/2021	\$199,000	\$229,224	\$229,224	86.81%
1137	R5159320180	2041	8/5/2021	\$550,900	\$634,529	\$634,529	86.82%
1138	R5130001375	2041	4/29/2021	\$319,400	\$367,879	\$367,879	86.82%
1139	R8569700250	2041	9/13/2021	\$367,500	\$423,269	\$423,269	86.82%
1140	R6120060020	2041	1/22/2021	\$255,500	\$294,268	\$294,268	86.83%
1141	R5159320100	2041	5/24/2021	\$596,000	\$686,433	\$686,433	86.83%
1142	R6876250040	2041	6/18/2021	\$399,700	\$460,201	\$460,201	86.85%
1143	R8226720280	2041	7/12/2021	\$528,600	\$608,603	\$608,603	86.85%
1144	R3610291520	1537	2/12/2021	\$540,700	\$622,512	\$622,512	86.86%
1145	S1023120760	2041	10/21/2020	\$533,700	\$614,319	\$614,319	86.88%
1146	R1955010170	2041	4/23/2021	\$450,700	\$518,780	\$518,780	86.88%
1147	R6120402240	2041	6/1/2021	\$869,700	\$1,001,044	\$1,001,044	86.88%
1148	S1018142367	2041	6/25/2021	\$403,200	\$464,063	\$464,063	86.88%
1149	R1582250400	2041	2/5/2021	\$403,900	\$464,812	\$464,812	86.90%
1150	R7084360060	2041	5/14/2021	\$280,700	\$323,020	\$323,020	86.90%
1151	R1525730650	2041	11/25/2020	\$343,600	\$395,208	\$395,208	86.94%
1152	R8048250050	1537	4/19/2021	\$471,600	\$542,423	\$542,423	86.94%
1153	R3817010060	2041	2/10/2021	\$318,500	\$366,290	\$366,290	86.95%
1154	R6042361120	1537	5/17/2021	\$551,000	\$633,672	\$633,672	86.95%
1155	R1171290100	2041	4/2/2021	\$407,100	\$468,179	\$468,179	86.95%
1156	R6637251020	2041	7/1/2021	\$324,000	\$372,597	\$372,597	86.96%
1157	R8222940390	1537	5/18/2021	\$295,200	\$339,470	\$339,470	86.96%
1158	R6042402140	1537	6/23/2021	\$552,800	\$635,528	\$635,528	86.98%
1159	R8521440670	2041	6/30/2021	\$468,100	\$538,134	\$538,134	86.99%
1160	R9024900125	1537	12/1/2020	\$626,500	\$720,222	\$720,222	86.99%
1161	R1582250150	2041	9/8/2021	\$401,000	\$460,984	\$460,984	86.99%
1162	R5864321240	2041	11/25/2020	\$405,900	\$466,593	\$466,593	86.99%
1163	R4688000200	2041	5/21/2021	\$358,100	\$411,519	\$411,519	87.02%
1164	R5315000200	2041	10/9/2020	\$343,100	\$394,281	\$394,281	87.02%
1165	R3024000175	2041	3/29/2021	\$348,300	\$400,201	\$400,201	87.03%
1166	R4621310190	2041	4/1/2021	\$416,700	\$478,736	\$478,736	87.04%
1167	R0518000365	2041	3/24/2021	\$443,100	\$509,059	\$509,059	87.04%
1168	R2745780120	2041	10/30/2020	\$267,500	\$307,279	\$307,279	87.05%
1169	R2024303640	2041	11/30/2020	\$287,800	\$330,577	\$330,577	87.06%
1170	R5160500050	2041	2/24/2021	\$306,600	\$352,093	\$352,093	87.08%
1171	R1754002290	2041	7/9/2021	\$276,700	\$317,751	\$317,751	87.08%
1172	R2336000945	2041	8/30/2021	\$513,000	\$589,027	\$589,027	87.09%
1173	R0888140720	26	2/25/2021	\$182,800	\$209,873	\$209,873	87.10%
1174	R1624004412	2041	7/30/2021	\$387,800	\$445,174	\$445,174	87.11%
1175	R8442250025	2041	8/18/2021	\$379,800	\$435,931	\$435,931	87.12%
1176	R2024351060	2041	10/30/2020	\$350,800	\$402,642	\$402,642	87.12%
1177	R3616550140	2041	9/21/2021	\$485,900	\$557,608	\$557,608	87.14%
1178	R5125670250	2041	10/13/2020	\$459,600	\$527,368	\$527,368	87.15%
1179	R1580730430	2041	10/20/2020	\$293,500	\$336,742	\$336,742	87.16%
1180	R0986260360	2041	10/28/2020	\$1,388,000	\$1,592,298	\$1,592,298	87.17%
1181	R1789170050	2041	7/23/2021	\$586,000	\$672,193	\$672,193	87.18%
1182	R4221730180	1537	8/16/2021	\$382,200	\$438,357	\$438,357	87.19%
1183	R7084200040	2041	8/30/2021	\$684,900	\$785,370	\$785,370	87.21%
1184	R4951000080	2041	2/23/2021	\$373,800	\$428,615	\$428,615	87.21%
1185	R787750080	2041	3/30/2021	\$217,200	\$249,032	\$249,032	87.22%
1186	R3534400145	2041	11/1/2020	\$399,100	\$457,429	\$457,429	87.25%
1187	R1754000660	2041	7/7/2021	\$282,900	\$324,230	\$324,230	87.25%
1188	R3482120480	2041	4/20/2021	\$1,008,700	\$1,155,941	\$1,155,941	87.26%
1189	R1525731060	2041	7/22/2021	\$311,700	\$357,171	\$357,171	87.27%
1190	R5159320140	2041	6/7/2021	\$596,000	\$682,769	\$682,769	87.29%
1191	R5399380090	2041	6/18/2021	\$324,700	\$371,931	\$371,931	87.30%
1192	R6042361560	1537	9/13/2021	\$438,600	\$502,385	\$502,385	87.30%
1193	R7789640240	2041	4/21/2021	\$284,100	\$325,399	\$325,399	87.31%
1194	R3046505350	2041	4/23/2021	\$263,900	\$302,246	\$302,246	87.31%
1195	R2024250092	2041	6/8/2021	\$313,400	\$358,931	\$358,931	87.31%
1196	R1358810020	2041	6/14/2021	\$345,500	\$395,664	\$395,664	87.32%
1197	R0998750010	2041	8/23/2021	\$355,800	\$407,317	\$407,317	87.35%

3/30/2022 3:04 PM

Boise Independent #1 - See Secondary Category(ies) Section below for details.

1198	MCHAM921435	65	1/20/2021	\$43,600	\$49,900	\$49,900	87.37%
1199	R8112001225	2041	9/20/2021	\$487,700	\$558,121	\$558,121	87.38%
1200	R9351140140	2041	5/28/2021	\$496,200	\$567,803	\$567,803	87.39%
1201	R1013720020	2041	4/30/2021	\$411,300	\$470,632	\$470,632	87.39%
1202	R9322400830	2041	11/5/2020	\$414,500	\$474,192	\$474,192	87.41%
1203	R1580350385	2041	10/9/2020	\$377,700	\$432,089	\$432,089	87.41%
1204	R8763270772	2041	10/30/2020	\$578,900	\$662,240	\$662,240	87.42%
1205	S0611449005	1234	10/19/2020	\$1,118,100	\$1,279,062	\$1,279,062	87.42%
1206	R3579000012	1537	12/16/2020	\$399,200	\$456,663	\$456,663	87.42%
1207	R7598000011	2041	10/28/2020	\$347,900	\$397,968	\$397,968	87.42%
1208	R2847200570	1537	11/12/2020	\$477,900	\$546,536	\$546,536	87.44%
1209	R3610310110	1537	11/18/2020	\$532,700	\$609,131	\$609,131	87.45%
1210	R7335510235	2041	6/21/2021	\$392,400	\$448,679	\$448,679	87.46%
1211	R8226710350	2041	7/19/2021	\$662,900	\$757,960	\$757,960	87.46%
1212	R1071200300	2041	6/14/2021	\$359,800	\$411,147	\$411,147	87.46%
1213	R3610310500	1537	6/28/2021	\$468,000	\$534,963	\$534,963	87.48%
1214	R7084340260	2041	6/17/2021	\$278,400	\$318,234	\$318,234	87.48%
1215	R1805750480	2041	10/15/2020	\$254,600	\$291,024	\$291,024	87.48%
1216	R8084910035	2041	8/16/2021	\$453,800	\$518,722	\$518,722	87.48%
1217	R2024304590	2041	8/6/2021	\$268,800	\$307,224	\$307,224	87.49%
1218	R2361000130	2041	6/3/2021	\$584,600	\$668,165	\$668,165	87.49%
1219	R1001270080	2041	4/14/2021	\$262,600	\$300,115	\$300,115	87.50%
1220	R5710410950	2041	10/14/2020	\$315,200	\$360,216	\$360,216	87.50%
1221	S1020141850	2041	8/30/2021	\$431,300	\$492,860	\$492,860	87.51%
1222	R2733010025	2041	5/28/2021	\$347,900	\$397,523	\$397,523	87.52%
1223	R4221010050	26	3/17/2021	\$196,100	\$224,021	\$224,021	87.54%
1224	R7835000912	2041	7/16/2021	\$248,600	\$283,975	\$283,975	87.54%
1225	R1719590100	2041	1/15/2021	\$518,600	\$592,333	\$592,333	87.55%
1226	R1525590240	2041	11/11/2020	\$332,200	\$379,364	\$379,364	87.57%
1227	R2919000680	2041	7/16/2021	\$318,200	\$363,322	\$363,322	87.58%
1228	R9005690500	2041	7/2/2021	\$423,100	\$483,085	\$483,085	87.58%
1229	R7777816061	2041	7/6/2021	\$296,800	\$338,858	\$338,858	87.59%
1230	R7396700070	2041	3/16/2021	\$459,900	\$525,064	\$525,064	87.59%
1231	S0833223166	2041	11/25/2020	\$291,800	\$333,133	\$333,133	87.59%
1232	R1719530200	2041	9/10/2021	\$660,100	\$753,594	\$753,594	87.59%
1233	R1035130235	2041	9/14/2021	\$865,700	\$988,038	\$988,038	87.62%
1234	R6114510740	2041	11/13/2020	\$368,500	\$420,509	\$420,509	87.63%
1235	R2024301220	2041	10/6/2020	\$300,000	\$342,293	\$342,293	87.64%
1236	R1358100110	2041	6/1/2021	\$337,600	\$385,184	\$385,184	87.65%
1237	S1122336300	2041	2/2/2021	\$346,500	\$395,209	\$395,209	87.68%
1238	R1580720540	2041	7/2/2021	\$372,900	\$425,309	\$425,309	87.68%
1239	R7867520220	2041	12/11/2020	\$310,200	\$353,759	\$353,759	87.69%
1240	R8123003600	2041	10/1/2020	\$355,000	\$404,807	\$404,807	87.70%
1241	R5864321180	2041	4/19/2021	\$409,400	\$466,810	\$466,810	87.70%
1242	R6635330020	2041	7/27/2021	\$435,100	\$496,095	\$496,095	87.71%
1243	R5731000050	2041	5/4/2021	\$391,700	\$446,577	\$446,577	87.71%
1244	R5125800380	2041	4/16/2021	\$370,400	\$422,242	\$422,242	87.72%
1245	R1387000100	2041	10/23/2020	\$262,000	\$298,597	\$298,597	87.74%
1246	R1525580410	2041	5/4/2021	\$337,000	\$384,057	\$384,057	87.75%
1247	R1625504120	2041	11/27/2020	\$396,000	\$451,279	\$451,279	87.75%
1248	R7284730190	2041	9/16/2021	\$497,900	\$567,395	\$567,395	87.75%
1249	R5864321500	2041	1/21/2021	\$422,800	\$481,767	\$481,767	87.76%
1250	R5315000980	2041	1/4/2021	\$240,700	\$274,243	\$274,243	87.77%
1251	R3046610390	2041	3/5/2021	\$258,800	\$292,568	\$292,568	87.77%
1252	R9511770420	2041	4/9/2021	\$581,600	\$662,581	\$662,581	87.78%
1253	R3046620190	2041	11/5/2020	\$322,900	\$367,762	\$367,762	87.80%
1254	R7696670040	2041	9/7/2021	\$384,200	\$437,541	\$437,541	87.81%
1255	R5461601030	2041	1/29/2021	\$300,400	\$342,087	\$342,087	87.81%
1256	R8281007420	2041	8/10/2021	\$250,900	\$285,690	\$285,690	87.82%
1257	R2884060180	2041	2/12/2021	\$654,900	\$745,667	\$745,667	87.83%
1258	R1281500260	2041	9/9/2021	\$278,300	\$316,834	\$316,834	87.84%
1259	R2037750170	2041	5/6/2021	\$626,500	\$713,212	\$713,212	87.84%
1260	R7334201162	2046	2/23/2021	\$460,200	\$523,862	\$523,862	87.85%
1261	R3260170280	2041	6/22/2021	\$416,300	\$473,882	\$473,882	87.85%
1262	R7335540175	2041	6/17/2021	\$330,100	\$375,709	\$375,709	87.86%
1263	R5498700510	2041	4/22/2021	\$222,200	\$252,855	\$252,855	87.88%
1264	R1529320220	2041	4/20/2021	\$290,200	\$330,221	\$330,221	87.88%
1265	R8281001870	2041	7/20/2021	\$258,900	\$294,584	\$294,584	87.89%
1266	R1604060020	2041	7/13/2021	\$305,600	\$347,574	\$347,574	87.92%
1267	R8499240250	26	5/20/2021	\$239,900	\$272,838	\$272,838	87.93%
1268	R1719730320	2041	5/19/2021	\$503,500	\$572,605	\$572,605	87.93%
1269	S0629417206	2041	11/25/2020	\$755,200	\$858,697	\$858,697	87.95%
1270	S0633223394	2041	5/21/2021	\$459,400	\$522,313	\$522,313	87.95%
1271	R8378001340	20	6/11/2021	\$142,500	\$162,000	\$162,000	87.96%
1272	R7909000450	2041	10/1/2020	\$398,200	\$452,688	\$452,688	87.96%

Boise Independent #1 - See Secondary Category(ies) Section below for details.

1273	R7451220070	1537	11/19/2020	\$323,400	\$367,570	\$367,570	87.98%
1274	R2039100585	2041	6/14/2021	\$416,300	\$473,077	\$473,077	88.00%
1275	R9177220110	2041	7/6/2021	\$319,000	\$362,461	\$362,461	88.01%
1276	R0387040090	2041	10/22/2020	\$262,100	\$297,804	\$297,804	88.01%
1277	R5136840080	2041	4/28/2021	\$339,900	\$386,179	\$386,179	88.02%
1278	R0805870320	2041	5/28/2021	\$471,400	\$535,565	\$535,565	88.02%
1279	R4671530920	2041	4/27/2021	\$712,100	\$809,025	\$809,025	88.02%
1280	R7132000100	2041	8/13/2021	\$329,600	\$374,445	\$374,445	88.02%
1281	R5121650030	2041	5/21/2021	\$603,800	\$685,865	\$685,865	88.03%
1282	R6885600370	1537	11/30/2020	\$399,900	\$454,157	\$454,157	88.05%
1283	R2037780090	2041	4/22/2021	\$648,100	\$735,990	\$735,990	88.06%
1284	R0387030100	2041	4/12/2021	\$313,000	\$355,442	\$355,442	88.06%
1285	R8394770080	2041	6/21/2021	\$538,500	\$611,485	\$611,485	88.06%
1286	R5864321420	2041	11/24/2020	\$410,200	\$465,779	\$465,779	88.07%
1287	R2024303898	2041	10/14/2020	\$291,700	\$331,184	\$331,184	88.08%
1288	R1281500180	2041	4/26/2021	\$253,600	\$287,918	\$287,918	88.08%
1289	R7877860060	2041	10/23/2020	\$305,300	\$346,586	\$346,586	88.09%
1290	R3386000255	2041	5/17/2021	\$283,800	\$322,131	\$322,131	88.10%
1291	R1772650080	2041	4/16/2021	\$384,000	\$435,862	\$435,862	88.10%
1292	R8222580190	2041	5/28/2021	\$346,400	\$393,155	\$393,155	88.11%
1293	R7406000896	2041	6/16/2021	\$1,096,900	\$1,244,913	\$1,244,913	88.11%
1294	S1126110350	1234	5/28/2021	\$538,100	\$610,701	\$610,701	88.11%
1295	R1719540050	2041	11/2/2020	\$476,700	\$541,014	\$541,014	88.11%
1296	R1719530140	2041	7/14/2021	\$646,700	\$733,837	\$733,837	88.13%
1297	R7715160275	2041	9/9/2021	\$377,900	\$428,798	\$428,798	88.13%
1298	R3610310570	1537	6/18/2021	\$523,400	\$593,890	\$593,890	88.13%
1299	R3046620170	2041	12/11/2020	\$307,300	\$348,662	\$348,662	88.14%
1300	R6122930140	2041	1/5/2021	\$294,200	\$333,771	\$333,771	88.14%
1301	R2024304702	2041	1/8/2021	\$304,900	\$345,769	\$345,769	88.18%
1302	R8074420600	2041	10/9/2020	\$242,900	\$275,457	\$275,457	88.18%
1303	R7777807150	2041	6/21/2021	\$320,400	\$363,256	\$363,256	88.20%
1304	R9238340160	2041	8/6/2021	\$544,200	\$616,946	\$616,946	88.21%
1305	R2690410320	2041	5/19/2021	\$735,600	\$833,864	\$833,864	88.22%
1306	R5124500050	2041	8/6/2021	\$397,500	\$450,595	\$450,595	88.22%
1307	R1508020250	2041	8/2/2021	\$308,300	\$349,469	\$349,469	88.22%
1308	R5731250260	2041	6/28/2021	\$355,900	\$403,345	\$403,345	88.24%
1309	R1525640110	2041	6/7/2021	\$404,900	\$458,815	\$458,815	88.25%
1310	R2847500150	2041	12/15/2020	\$302,900	\$343,218	\$343,218	88.25%
1311	R2858000510	2041	10/9/2020	\$441,400	\$500,143	\$500,143	88.25%
1312	R6983120350	26	10/23/2020	\$480,000	\$543,874	\$543,874	88.26%
1313	R4726000047	2041	4/19/2021	\$539,500	\$611,245	\$611,245	88.26%
1314	S1007212972	2041	5/26/2021	\$502,200	\$568,935	\$568,935	88.27%
1315	R8186700150	2041	4/28/2021	\$329,000	\$372,708	\$372,708	88.27%
1316	R4221300760	1537	3/30/2021	\$325,700	\$368,936	\$368,936	88.28%
1317	R8048620390	2041	6/4/2021	\$335,300	\$379,784	\$379,784	88.29%
1318	R9511770140	2041	7/30/2021	\$552,300	\$625,559	\$625,559	88.29%
1319	R9511770380	2041	12/31/2020	\$606,200	\$686,579	\$686,579	88.29%
1320	R1342100580	2041	9/7/2021	\$351,200	\$397,765	\$397,765	88.29%
1321	R7337003575	2041	8/5/2021	\$267,900	\$303,406	\$303,406	88.30%
1322	R2336001210	2041	4/20/2021	\$420,200	\$475,881	\$475,881	88.30%
1323	R0984180046	1537	9/24/2021	\$241,400	\$273,338	\$273,338	88.32%
1324	R2024320465	2041	12/4/2020	\$367,000	\$415,553	\$415,553	88.32%
1325	R8123031500	2041	11/13/2020	\$240,200	\$271,971	\$271,971	88.32%
1326	R9323040065	2041	8/20/2021	\$234,300	\$265,284	\$265,284	88.32%
1327	R5611010220	26	8/31/2021	\$353,600	\$400,331	\$400,331	88.33%
1328	R1719730060	2041	6/3/2021	\$501,000	\$567,202	\$567,202	88.33%
1329	R5713430460	2041	4/22/2021	\$458,700	\$519,257	\$519,257	88.34%
1330	R6733460040	2041	10/14/2020	\$546,200	\$618,282	\$618,282	88.34%
1331	R2847230355	1537	4/15/2021	\$409,500	\$463,529	\$463,529	88.34%
1332	R1955020483	2041	10/23/2020	\$301,400	\$341,147	\$341,147	88.35%
1333	R7045570090	2041	7/15/2021	\$332,300	\$376,112	\$376,112	88.35%
1334	R8309620180	2041	12/4/2020	\$1,177,600	\$1,332,847	\$1,332,847	88.35%
1335	R5864321260	2041	12/3/2020	\$419,300	\$474,474	\$474,474	88.37%
1336	R9511770700	2041	1/15/2021	\$494,700	\$559,740	\$559,740	88.38%
1337	R7780510336	2041	10/7/2020	\$301,300	\$340,896	\$340,896	88.38%
1338	R2847230055	1537	10/15/2020	\$436,800	\$494,171	\$494,171	88.39%
1339	R5864321200	2041	3/11/2021	\$427,100	\$483,181	\$483,181	88.39%
1340	R1317430130	2041	11/17/2020	\$1,151,600	\$1,302,758	\$1,302,758	88.40%
1341	R2909520145	1537	8/19/2021	\$272,000	\$307,624	\$307,624	88.42%
1342	R8303420060	2041	6/11/2021	\$514,800	\$582,196	\$582,196	88.42%
1343	R2919000240	2041	7/9/2021	\$315,200	\$356,419	\$356,419	88.44%
1344	R1719730540	2041	5/27/2021	\$533,500	\$603,217	\$603,217	88.44%
1345	R7824160790	2041	5/14/2021	\$485,500	\$548,692	\$548,692	88.48%
1346	R4737640140	2041	2/25/2021	\$479,600	\$541,915	\$541,915	88.50%
1347	R7100450230	2041	4/19/2021	\$436,400	\$493,071	\$493,071	88.51%

3/30/2022 3:04 PM

Boise Independent #1 - See Secondary Category(ies) Section below for details.

1348	R7406000865	2041	8/18/2021	\$779,200	\$880,276	\$880,276	88.52%
1349	R3205720400	26	7/28/2021	\$168,200	\$189,995	\$189,995	88.53%
1350	R7084360020	2041	3/18/2021	\$280,700	\$317,071	\$317,071	88.53%
1351	R7104001480	2041	8/5/2021	\$388,400	\$438,709	\$438,709	88.53%
1352	R5445760260	2041	7/19/2021	\$376,100	\$424,791	\$424,791	88.54%
1353	R5350510050	2041	4/16/2021	\$567,600	\$641,081	\$641,081	88.54%
1354	R2734251475	2041	11/2/2020	\$528,600	\$597,017	\$597,017	88.54%
1355	R2732850215	20	3/19/2021	\$83,300	\$94,080	\$94,080	88.54%
1356	R8222880040	1537	12/10/2020	\$302,700	\$341,839	\$341,839	88.55%
1357	R1580700395	2041	9/2/2021	\$311,400	\$351,645	\$351,645	88.56%
1358	R0432240140	2041	3/22/2021	\$310,200	\$350,287	\$350,287	88.56%
1359	R3268510025	2041	12/22/2020	\$317,300	\$358,276	\$358,276	88.56%
1360	R3260220080	2041	11/23/2020	\$424,100	\$478,853	\$478,853	88.57%
1361	S0628336570	2041	10/9/2020	\$320,500	\$361,875	\$361,875	88.57%
1362	R2024302621	2041	5/24/2021	\$302,900	\$341,989	\$341,989	88.57%
1363	R1342100190	2041	12/31/2020	\$407,800	\$460,423	\$460,423	88.57%
1364	R6042350300	1537	4/22/2021	\$511,900	\$577,955	\$577,955	88.57%
1365	R1077520015	2041	1/5/2021	\$423,600	\$478,240	\$478,240	88.57%
1366	R1043880110	2041	4/22/2021	\$484,000	\$546,348	\$546,348	88.59%
1367	R6744001403	2041	4/28/2021	\$389,900	\$440,065	\$440,065	88.60%
1368	R3053000400	2041	7/19/2021	\$405,900	\$458,108	\$458,108	88.60%
1369	R5461601130	2041	3/2/2021	\$378,200	\$426,814	\$426,814	88.61%
1370	R5713430180	2041	4/9/2021	\$477,800	\$539,204	\$539,204	88.61%
1371	R1814200180	2041	4/22/2021	\$310,500	\$350,385	\$350,385	88.62%
1372	R1719680020	2041	10/22/2020	\$449,300	\$507,015	\$507,015	88.62%
1373	R2887400310	2041	4/15/2021	\$422,900	\$477,163	\$477,163	88.63%
1374	R0541500170	2041	12/1/2020	\$535,300	\$603,957	\$603,957	88.63%
1375	R1719560170	2041	7/15/2021	\$600,200	\$677,152	\$677,152	88.64%
1376	R8222620300	2041	10/15/2020	\$366,600	\$413,600	\$413,600	88.64%
1377	R8227280330	2041	4/27/2021	\$737,100	\$831,498	\$831,498	88.65%
1378	R0349550090	2041	3/3/2021	\$228,900	\$258,122	\$258,122	88.68%
1379	R8036140090	2041	5/7/2021	\$624,000	\$703,561	\$703,561	88.69%
1380	R4673000060	2041	12/18/2020	\$471,600	\$531,694	\$531,694	88.70%
1381	R2322810090	2041	11/24/2020	\$583,300	\$657,559	\$657,559	88.71%
1382	R0805500230	2041	3/19/2021	\$580,200	\$654,058	\$654,058	88.71%
1383	R5680250120	2041	1/13/2021	\$504,500	\$568,696	\$568,696	88.71%
1384	R5125520265	2041	9/14/2021	\$560,300	\$631,554	\$631,554	88.72%
1385	R5299300370	2041	7/7/2021	\$446,100	\$502,767	\$502,767	88.73%
1386	R7807370100	2041	5/10/2021	\$630,500	\$710,507	\$710,507	88.74%
1387	R3386000465	2041	11/6/2020	\$271,000	\$305,310	\$305,310	88.76%
1388	R5459750470	2041	12/15/2020	\$338,100	\$380,902	\$380,902	88.76%
1389	R7198560970	2041	2/22/2021	\$537,400	\$605,379	\$605,379	88.77%
1390	R2733050245	2041	8/5/2021	\$327,700	\$369,007	\$369,007	88.81%
1391	R1525640740	2041	8/9/2021	\$326,500	\$367,654	\$367,654	88.81%
1392	R8079360060	2041	11/9/2020	\$485,300	\$546,470	\$546,470	88.81%
1393	R3192680330	2041	6/30/2021	\$301,100	\$339,036	\$339,036	88.81%
1394	R8175590030	2041	12/10/2020	\$461,500	\$519,392	\$519,392	88.85%
1395	S1002233870	2041	11/12/2020	\$731,700	\$823,469	\$823,469	88.86%
1396	R2733010001	2041	10/16/2020	\$282,300	\$317,696	\$317,696	88.86%
1397	R1293250090	2041	7/16/2021	\$267,300	\$300,680	\$300,680	88.90%
1398	R4947170310	2041	3/9/2021	\$677,100	\$761,648	\$761,648	88.90%
1399	R1525730230	2041	1/22/2021	\$340,100	\$382,548	\$382,548	88.90%
1400	R2039100570	2041	11/13/2020	\$492,900	\$554,403	\$554,403	88.91%
1401	R1582280330	2041	7/16/2021	\$427,000	\$480,253	\$480,253	88.91%
1402	R3719270090	1537	12/7/2020	\$527,700	\$593,475	\$593,475	88.92%
1403	R8048630450	2041	6/30/2021	\$358,000	\$402,605	\$402,605	88.92%
1404	R4737740130	2041	3/11/2021	\$453,200	\$509,649	\$509,649	88.92%
1405	R6925760160	2041	5/18/2021	\$399,900	\$449,688	\$449,688	88.93%
1406	R5136900190	2041	5/10/2021	\$339,700	\$381,945	\$381,945	88.94%
1407	R4219200475	2041	11/13/2020	\$490,300	\$551,265	\$551,265	88.94%
1408	R5646030140	2041	4/26/2021	\$292,100	\$328,406	\$328,406	88.94%
1409	R3699000100	2041	7/1/2021	\$412,100	\$463,206	\$463,206	88.97%
1410	R5159320160	2041	8/31/2021	\$551,200	\$619,552	\$619,552	88.97%
1411	R4432510320	2041	10/23/2020	\$735,300	\$826,475	\$826,475	88.97%
1412	R1071140580	2041	4/9/2021	\$329,300	\$370,131	\$370,131	88.97%
1413	R9403960090	2041	5/14/2021	\$287,400	\$323,020	\$323,020	88.97%
1414	R1719480340	2041	7/29/2021	\$629,300	\$707,288	\$707,288	88.97%
1415	R1581100170	1537	11/3/2020	\$413,300	\$464,507	\$464,507	88.98%
1416	R1011870080	2041	5/14/2021	\$803,200	\$902,687	\$902,687	88.98%
1417	R4432930230	2041	9/2/2021	\$497,800	\$559,435	\$559,435	88.98%
1418	R6885610520	1537	1/11/2021	\$383,600	\$431,022	\$431,022	89.00%
1419	R1073760050	1537	6/28/2021	\$415,700	\$467,031	\$467,031	89.01%
1420	R6120030230	2041	10/5/2020	\$508,500	\$571,265	\$571,265	89.01%
1421	R7074660190	2041	5/17/2021	\$682,700	\$766,937	\$766,937	89.02%
1422	R5864321080	2041	7/6/2021	\$406,700	\$456,868	\$456,868	89.02%

Boise Independent #1 - See Secondary Category(ies) Section below for details.

1423	R7406001190	2041	8/18/2021	\$524,400	\$589,075	\$589,075	89.02%
1424	R1955010335	2041	4/12/2021	\$326,200	\$366,379	\$366,379	89.03%
1425	R8222690010	2041	6/29/2021	\$906,400	\$1,018,042	\$1,018,042	89.03%
1426	R1529160090	2041	12/31/2020	\$713,000	\$800,735	\$800,735	89.04%
1427	R1529160110	2041	12/31/2020	\$713,000	\$800,735	\$800,735	89.04%
1428	R8048240150	1537	5/5/2021	\$340,900	\$382,812	\$382,812	89.05%
1429	R0539420170	2041	7/19/2021	\$293,000	\$329,005	\$329,005	89.06%
1430	R1954700300	2041	10/19/2020	\$324,100	\$363,917	\$363,917	89.06%
1431	R8377500145	2041	5/25/2021	\$345,800	\$388,107	\$388,107	89.10%
1432	R5457970270	2041	12/24/2020	\$336,600	\$377,766	\$377,766	89.10%
1433	R1719520020	2041	11/5/2020	\$656,400	\$736,578	\$736,578	89.11%
1434	R2733010065	2041	10/22/2020	\$343,400	\$385,331	\$385,331	89.12%
1435	R1035150382	2041	8/26/2021	\$1,577,100	\$1,769,566	\$1,769,566	89.12%
1436	R2024301862	2041	11/9/2020	\$365,900	\$410,509	\$410,509	89.13%
1437	R3610190800	1537	5/14/2021	\$512,900	\$575,242	\$575,242	89.16%
1438	R6637250800	2041	12/15/2020	\$382,200	\$428,642	\$428,642	89.17%
1439	R0805870430	2041	3/19/2021	\$540,000	\$605,609	\$605,609	89.17%
1440	R0031720200	2041	8/13/2021	\$691,000	\$774,939	\$774,939	89.17%
1441	R7475360250	2041	9/24/2021	\$838,100	\$939,843	\$939,843	89.17%
1442	R7910010040	2041	10/19/2020	\$340,800	\$382,102	\$382,102	89.19%
1443	R8048240410	1537	3/3/2021	\$345,800	\$387,656	\$387,656	89.20%
1444	R3638350115	2041	5/28/2021	\$374,100	\$419,365	\$419,365	89.21%
1445	R4221301080	1537	3/26/2021	\$356,800	\$399,917	\$399,917	89.22%
1446	R3719250115	2041	6/8/2021	\$285,600	\$320,011	\$320,011	89.25%
1447	R4221730244	1537	11/16/2020	\$326,800	\$366,151	\$366,151	89.25%
1448	R3239170160	26	3/31/2021	\$230,300	\$258,018	\$258,018	89.26%
1449	R1580810100	2041	11/13/2020	\$350,200	\$392,162	\$392,162	89.30%
1450	R7879240050	2041	5/7/2021	\$452,600	\$506,806	\$506,806	89.30%
1451	R2024301978	2041	6/7/2021	\$362,700	\$406,008	\$406,008	89.33%
1452	R7909980340	2041	10/5/2020	\$440,900	\$493,528	\$493,528	89.34%
1453	R7909420032	2041	5/25/2021	\$414,800	\$464,240	\$464,240	89.35%
1454	R8511370230	1537	7/14/2021	\$321,500	\$359,806	\$359,806	89.35%
1455	R1525660100	2041	3/2/2021	\$327,700	\$366,719	\$366,719	89.36%
1456	R1753013335	2041	5/26/2021	\$305,100	\$341,361	\$341,361	89.38%
1457	R5303270120	2041	1/19/2021	\$373,000	\$417,243	\$417,243	89.40%
1458	R5286170123	2041	3/31/2021	\$420,200	\$469,961	\$469,961	89.41%
1459	R0573410320	2041	1/7/2021	\$412,600	\$461,449	\$461,449	89.41%
1460	R1640780200	26	2/2/2021	\$526,200	\$588,445	\$588,445	89.42%
1461	R1624004510	2041	12/22/2020	\$332,900	\$372,204	\$372,204	89.44%
1462	R5861400010	26	4/2/2021	\$297,000	\$332,048	\$332,048	89.44%
1463	R8048230120	1537	7/7/2021	\$436,900	\$488,451	\$488,451	89.45%
1464	R9243010320	26	6/11/2021	\$300,900	\$336,380	\$336,380	89.45%
1465	R9322400080	2041	8/27/2021	\$269,600	\$301,354	\$301,354	89.46%
1466	R5125720250	2041	2/9/2021	\$574,100	\$641,596	\$641,596	89.48%
1467	R3192680240	2041	1/22/2021	\$429,200	\$479,657	\$479,657	89.48%
1468	R8510560110	2041	6/7/2021	\$433,800	\$484,786	\$484,786	89.48%
1469	R2037780270	2041	12/18/2020	\$675,300	\$754,644	\$754,644	89.49%
1470	R1808500155	2041	1/15/2021	\$844,100	\$943,231	\$943,231	89.49%
1471	R1035280080	26	10/23/2020	\$1,076,700	\$1,202,921	\$1,202,921	89.51%
1472	R0027000112	2041	2/12/2021	\$368,600	\$411,801	\$411,801	89.51%
1473	R5456500575	2041	1/13/2021	\$405,500	\$452,979	\$452,979	89.52%
1474	R3610311140	1537	1/8/2021	\$671,600	\$750,160	\$750,160	89.53%
1475	R1523650030	2041	10/16/2020	\$719,800	\$803,901	\$803,901	89.54%
1476	R2690390080	2041	9/10/2021	\$852,500	\$952,008	\$952,008	89.55%
1477	R3638300080	2041	8/4/2021	\$194,800	\$217,504	\$217,504	89.56%
1478	R8048230370	1537	5/25/2021	\$439,400	\$490,610	\$490,610	89.56%
1479	R8583760460	2041	5/21/2021	\$425,300	\$474,830	\$474,830	89.57%
1480	R1077500360	2041	8/23/2021	\$318,000	\$354,890	\$354,890	89.61%
1481	R5211700270	2041	10/26/2020	\$338,300	\$377,537	\$377,537	89.61%
1482	R0888140590	26	10/27/2020	\$182,800	\$204,001	\$204,001	89.61%
1483	R0805870120	2041	2/26/2021	\$536,400	\$598,504	\$598,504	89.62%
1484	R5042700200	2041	12/11/2020	\$333,500	\$372,110	\$372,110	89.62%
1485	R2733060030	2041	6/30/2021	\$315,300	\$351,749	\$351,749	89.64%
1486	R7084350060	2041	6/30/2021	\$322,900	\$360,225	\$360,225	89.64%
1487	R1955001330	2041	6/4/2021	\$381,300	\$425,358	\$425,358	89.64%
1488	R8048630300	2041	5/10/2021	\$338,500	\$377,504	\$377,504	89.67%
1489	R0359670150	2041	10/2/2020	\$365,600	\$407,697	\$407,697	89.67%
1490	R3239040060	2041	10/26/2020	\$307,100	\$342,442	\$342,442	89.68%
1491	R0880110020	2041	7/22/2021	\$373,200	\$416,146	\$416,146	89.68%
1492	R7997040160	2041	1/5/2021	\$495,900	\$552,964	\$552,964	89.68%
1493	R2024303383	2041	1/20/2021	\$603,800	\$673,147	\$673,147	89.70%
1494	MOAKW002755	65	12/14/2020	\$78,300	\$87,290	\$87,290	89.70%
1495	R7715160815	2041	9/30/2021	\$370,300	\$412,738	\$412,738	89.72%
1496	R1096170205	2041	11/20/2020	\$373,000	\$415,735	\$415,735	89.72%
1497	R7132000420	2041	10/15/2020	\$296,900	\$330,880	\$330,880	89.73%

Boise Independent #1 - See Secondary Category(les) Section below for details.

1498	R7335550170	2041	1/21/2021	\$315,400	\$351,482	\$351,482	89.73%
1499	R3046500891	2041	11/17/2020	\$491,000	\$547,158	\$547,158	89.74%
1500	R3192680200	2041	12/8/2020	\$293,600	\$327,134	\$327,134	89.75%
1501	R7835000370	2041	12/17/2020	\$345,800	\$385,273	\$385,273	89.75%
1502	R8813680120	2041	12/18/2020	\$454,600	\$506,462	\$506,462	89.76%
1503	R6042350520	1537	12/17/2020	\$550,600	\$613,395	\$613,395	89.76%
1504	R3616860120	2041	3/17/2021	\$339,400	\$378,035	\$378,035	89.78%
1505	R5741280060	2041	9/28/2021	\$433,700	\$483,024	\$483,024	89.79%
1506	R7569750825	2041	8/11/2021	\$303,900	\$338,436	\$338,436	89.80%
1507	R8048250270	1537	6/3/2021	\$331,600	\$369,272	\$369,272	89.80%
1508	R0045000140	2041	12/24/2020	\$332,900	\$370,715	\$370,715	89.80%
1509	R3674170110	2041	2/12/2021	\$373,300	\$415,649	\$415,649	89.81%
1510	R7686140670	2041	4/9/2021	\$328,400	\$365,562	\$365,562	89.83%
1511	R3271730040	1537	2/19/2021	\$322,100	\$358,494	\$358,494	89.85%
1512	R8123253302	2041	1/21/2021	\$1,764,300	\$1,963,589	\$1,963,589	89.85%
1513	R8048190440	1537	5/6/2021	\$342,600	\$381,123	\$381,123	89.89%
1514	R1035210180	20	11/13/2020	\$397,500	\$442,000	\$442,000	89.93%
1515	R6114510841	2041	1/13/2021	\$370,500	\$411,934	\$411,934	89.94%
1516	R8813680760	2041	12/1/2020	\$370,200	\$411,545	\$411,545	89.95%
1517	R2782200190	2041	4/16/2021	\$314,500	\$349,598	\$349,598	89.96%
1518	R3239040211	2041	3/5/2021	\$479,700	\$533,228	\$533,228	89.96%
1519	R5983770120	2041	10/9/2020	\$393,600	\$437,490	\$437,490	89.97%
1520	R7334250319	2041	6/30/2021	\$343,200	\$381,415	\$381,415	89.98%
1521	R1510110080	2041	6/18/2021	\$262,200	\$291,375	\$291,375	89.99%
1522	R7335540225	2041	9/29/2021	\$306,600	\$340,691	\$340,691	89.99%
1523	MSKYL741406	65	9/27/2021	\$19,800	\$22,000	\$22,000	90.00%
1524	R6206410020	2041	7/7/2021	\$318,400	\$353,706	\$353,706	90.02%
1525	R0805870190	2041	3/16/2021	\$471,000	\$523,196	\$523,196	90.02%
1526	R3610290400	1537	12/14/2020	\$576,700	\$640,504	\$640,504	90.04%
1527	R9227660054	2041	6/11/2021	\$912,500	\$1,013,453	\$1,013,453	90.04%
1528	R3616570060	2041	2/5/2021	\$501,400	\$556,806	\$556,806	90.05%
1529	R3482100410	2041	9/10/2021	\$1,071,800	\$1,190,010	\$1,190,010	90.07%
1530	R1719670100	2041	5/14/2021	\$522,200	\$579,667	\$579,667	90.09%
1531	R1579210020	2041	6/18/2021	\$320,400	\$355,649	\$355,649	90.09%
1532	R3239010470	2041	3/24/2021	\$359,300	\$398,798	\$398,798	90.10%
1533	R9322401030	2041	10/21/2020	\$298,400	\$331,198	\$331,198	90.10%
1534	R1808500390	2041	4/19/2021	\$514,000	\$570,495	\$570,495	90.10%
1535	R4737720150	2041	11/24/2020	\$477,700	\$530,189	\$530,189	90.10%
1536	R3482100670	2041	5/12/2021	\$1,178,300	\$1,307,757	\$1,307,757	90.10%
1537	R3046620180	2041	5/24/2021	\$296,300	\$328,835	\$328,835	90.11%
1538	R5457970200	2041	11/10/2020	\$284,500	\$315,728	\$315,728	90.11%
1539	R1077500055	2041	6/30/2021	\$446,800	\$495,840	\$495,840	90.11%
1540	R9380730130	26	7/15/2021	\$376,600	\$417,911	\$417,911	90.11%
1541	R7486100300	1537	1/26/2021	\$541,700	\$601,037	\$601,037	90.13%
1542	R7967500270	2041	9/29/2021	\$343,600	\$381,231	\$381,231	90.13%
1543	R5350500510	2041	9/20/2021	\$457,100	\$507,025	\$507,025	90.15%
1544	MNASH052801	65	10/30/2020	\$174,200	\$193,221	\$193,221	90.16%
1545	R8036140120	2041	7/11/2021	\$839,800	\$931,492	\$931,492	90.16%
1546	R1955020643	2041	10/6/2020	\$292,000	\$323,878	\$323,878	90.16%
1547	R8227280050	2041	5/14/2021	\$977,500	\$1,084,109	\$1,084,109	90.17%
1548	R8221590450	2041	5/17/2021	\$407,500	\$451,866	\$451,866	90.18%
1549	R5125570050	2041	5/12/2021	\$377,100	\$418,039	\$418,039	90.21%
1550	R7696810130	26	7/27/2021	\$290,900	\$322,461	\$322,461	90.21%
1551	R7451230260	2041	1/7/2021	\$393,800	\$436,487	\$436,487	90.22%
1552	R3239500530	2041	12/3/2020	\$393,800	\$436,475	\$436,475	90.22%
1553	R2919350310	2041	4/27/2021	\$278,200	\$308,328	\$308,328	90.23%
1554	R9539500115	2041	12/3/2020	\$347,500	\$385,125	\$385,125	90.23%
1555	R3513500135	2041	8/18/2021	\$283,000	\$313,579	\$313,579	90.25%
1556	R3161000190	2041	9/10/2021	\$318,000	\$352,243	\$352,243	90.28%
1557	R1580340520	2041	1/19/2021	\$288,600	\$319,670	\$319,670	90.28%
1558	R1280500250	2041	12/24/2020	\$347,900	\$385,321	\$385,321	90.29%
1559	R9465250280	1537	8/20/2021	\$365,900	\$405,206	\$405,206	90.30%
1560	R8222590230	2041	9/2/2021	\$516,000	\$571,422	\$571,422	90.30%
1561	R3674170050	2041	9/28/2021	\$303,100	\$335,620	\$335,620	90.31%
1562	R7334190226	2041	11/23/2020	\$543,400	\$601,675	\$601,675	90.31%
1563	R1387010025	2041	6/29/2021	\$298,900	\$330,855	\$330,855	90.34%
1564	R6116250010	2041	9/20/2021	\$255,600	\$282,912	\$282,912	90.35%
1565	R3046630940	2041	12/14/2020	\$385,800	\$427,003	\$427,003	90.35%
1566	R1293310180	1537	4/21/2021	\$396,100	\$438,384	\$438,384	90.35%
1567	R2024380566	2041	8/2/2021	\$345,500	\$382,360	\$382,360	90.36%
1568	R4997440200	1537	4/16/2021	\$274,900	\$304,196	\$304,196	90.37%
1569	R0995010260	2041	12/29/2020	\$290,000	\$320,883	\$320,883	90.38%
1570	R7569500538	2041	1/21/2021	\$319,500	\$353,446	\$353,446	90.40%
1571	R2024370320	2041	8/19/2021	\$241,500	\$267,147	\$267,147	90.40%
1572	R1624004445	2041	11/30/2020	\$288,600	\$319,248	\$319,248	90.40%

Boise Independent #1 - See Secondary Category(ies) Section below for details.

1573	R8123002815	2041	6/3/2021	\$508,200	\$562,108	\$562,108	90.41%
1574	R3719750120	2041	3/19/2021	\$326,000	\$360,571	\$360,571	90.41%
1575	R5315002350	2041	10/30/2020	\$390,400	\$431,780	\$431,780	90.42%
1576	R7475360530	2041	8/4/2021	\$764,400	\$845,393	\$845,393	90.42%
1577	R6885580220	1537	10/16/2020	\$436,800	\$482,985	\$482,985	90.44%
1578	R1890000190	2041	7/9/2021	\$456,200	\$504,366	\$504,366	90.45%
1579	R2361400730	2041	9/21/2021	\$252,900	\$279,590	\$279,590	90.45%
1580	R7335540295	2041	5/4/2021	\$335,300	\$370,659	\$370,659	90.46%
1581	R3719170098	2041	10/13/2020	\$262,900	\$290,590	\$290,590	90.47%
1582	R5579243330	2041	11/2/2020	\$239,000	\$264,167	\$264,167	90.47%
1583	R2024301712	2041	4/30/2021	\$227,100	\$251,004	\$251,004	90.48%
1584	R5136860440	2041	5/19/2021	\$350,700	\$387,610	\$387,610	90.48%
1585	R7288590400	2041	2/19/2021	\$404,800	\$447,400	\$447,400	90.48%
1586	R1230240210	2041	10/23/2020	\$364,000	\$402,307	\$402,307	90.48%
1587	R3610350880	1537	6/25/2021	\$693,300	\$766,257	\$766,257	90.48%
1588	R3482150925	2041	4/16/2021	\$513,500	\$567,529	\$567,529	90.48%
1589	R5836500370	2041	4/19/2021	\$376,900	\$416,552	\$416,552	90.48%
1590	R7824160150	2041	7/19/2021	\$478,600	\$528,906	\$528,906	90.49%
1591	R1955001197	2041	12/14/2020	\$414,200	\$457,503	\$457,503	90.53%
1592	R9322400990	2041	6/18/2021	\$312,700	\$345,365	\$345,365	90.54%
1593	R7704530275	2041	11/24/2020	\$314,100	\$346,901	\$346,901	90.54%
1594	R1525780590	2041	11/13/2020	\$663,100	\$732,230	\$732,230	90.56%
1595	S0628336020	2041	5/10/2021	\$442,500	\$488,535	\$488,535	90.58%
1596	R1525670780	2041	2/12/2021	\$318,100	\$351,185	\$351,185	90.58%
1597	R2737300020	2041	8/21/2021	\$347,700	\$383,824	\$383,824	90.59%
1598	R7824190070	2041	8/11/2021	\$258,500	\$285,347	\$285,347	90.59%
1599	R1525670530	2041	4/1/2021	\$311,100	\$343,401	\$343,401	90.59%
1600	R8220200640	2041	3/12/2021	\$536,100	\$591,700	\$591,700	90.60%
1601	R5130003790	2041	11/17/2020	\$298,400	\$329,337	\$329,337	90.61%
1602	R9511380530	2041	11/24/2020	\$441,000	\$486,697	\$486,697	90.61%
1603	R4707300200	2041	8/3/2021	\$316,400	\$349,148	\$349,148	90.62%
1604	R6933360070	2041	10/6/2020	\$427,000	\$471,194	\$471,194	90.62%
1605	R3482100810	2041	8/31/2021	\$1,121,100	\$1,237,023	\$1,237,023	90.63%
1606	R3616610115	2041	12/9/2020	\$573,900	\$633,240	\$633,240	90.63%
1607	R5461600970	2041	5/25/2021	\$335,100	\$369,710	\$369,710	90.64%
1608	R1580710165	2041	12/4/2020	\$318,100	\$350,911	\$350,911	90.65%
1609	R5321520352	2041	9/28/2021	\$541,200	\$596,952	\$596,952	90.66%
1610	R0805500260	2041	10/7/2020	\$583,800	\$643,915	\$643,915	90.66%
1611	R1954700800	2041	11/6/2020	\$323,100	\$356,370	\$356,370	90.66%
1612	R6876950050	2041	8/9/2021	\$318,900	\$351,722	\$351,722	90.67%
1613	R1525740810	2041	10/16/2020	\$409,700	\$451,859	\$451,859	90.67%
1614	R8281570012	2041	11/19/2020	\$233,000	\$256,952	\$256,952	90.68%
1615	R2024302270	2041	4/29/2021	\$345,800	\$381,338	\$381,338	90.68%
1616	R8222590210	2041	11/3/2020	\$395,000	\$395,886	\$395,886	90.68%
1617	R1525750550	2041	5/17/2021	\$353,800	\$390,088	\$390,088	90.70%
1618	R6026020140	2041	2/16/2021	\$686,900	\$757,311	\$757,311	90.70%
1619	R7132000405	2041	6/16/2021	\$377,700	\$416,402	\$416,402	90.71%
1620	R7596360050	2041	10/30/2020	\$613,200	\$676,014	\$676,014	90.71%
1621	R7334180485	2041	2/5/2021	\$276,700	\$305,033	\$305,033	90.71%
1622	R3616210100	2041	5/12/2021	\$301,600	\$332,481	\$332,481	90.71%
1623	R4619000090	2041	7/16/2021	\$462,200	\$509,485	\$509,485	90.72%
1624	R1666180160	2041	8/18/2021	\$363,900	\$401,089	\$401,089	90.73%
1625	R3856001250	2041	3/29/2021	\$494,200	\$544,680	\$544,680	90.73%
1626	R1525730210	2041	7/28/2021	\$352,300	\$388,251	\$388,251	90.74%
1627	R9539500159	2041	5/6/2021	\$315,500	\$347,691	\$347,691	90.74%
1628	R0518000315	2041	1/27/2021	\$434,100	\$478,337	\$478,337	90.75%
1629	R1096180185	2041	8/25/2021	\$390,900	\$430,722	\$430,722	90.75%
1630	R5864321280	2041	12/9/2020	\$412,400	\$454,400	\$454,400	90.76%
1631	R1719760100	2041	9/30/2021	\$511,700	\$563,766	\$563,766	90.76%
1632	R1294350270	2041	5/28/2021	\$444,000	\$489,172	\$489,172	90.77%
1633	R5864321640	2041	7/22/2021	\$410,900	\$452,694	\$452,694	90.77%
1634	R9437520570	2041	11/20/2020	\$346,700	\$381,957	\$381,957	90.77%
1635	R2107290040	2041	11/30/2020	\$359,900	\$396,486	\$396,486	90.77%
1636	R5130001125	2041	9/8/2021	\$313,900	\$345,738	\$345,738	90.79%
1637	R2919000160	2041	3/15/2021	\$348,100	\$383,406	\$383,406	90.79%
1638	R9374000065	2041	3/8/2021	\$397,400	\$437,644	\$437,644	90.80%
1639	R9464250140	26	5/21/2021	\$207,600	\$228,622	\$228,622	90.81%
1640	R1280500295	2041	1/7/2021	\$382,000	\$420,675	\$420,675	90.81%
1641	R7442510010	2041	2/22/2021	\$303,000	\$333,673	\$333,673	90.81%
1642	R1719730340	2041	7/7/2021	\$531,600	\$585,298	\$585,298	90.83%
1643	R1954700560	2041	12/18/2020	\$331,300	\$364,660	\$364,660	90.85%
1644	MMOJA141602	65	11/4/2020	\$88,900	\$97,850	\$97,850	90.85%
1645	R1955001193	2041	12/18/2020	\$414,200	\$455,825	\$455,825	90.87%
1646	R9470340040	2041	3/31/2021	\$288,900	\$317,915	\$317,915	90.87%
1647	R5125550300	2041	11/13/2020	\$619,800	\$682,020	\$682,020	90.88%

Boise Independent #1 - See Secondary Category(ies) Section below for details.

1648	R8792610390	1537	6/8/2021	\$444,100	\$488,665	\$488,665	90.88%
1649	R6983120280	26	10/2/2020	\$474,300	\$521,852	\$521,852	90.89%
1650	R9227500760	2041	6/8/2021	\$629,000	\$691,915	\$691,915	90.91%
1651	R7909730360	2041	8/20/2021	\$288,000	\$316,805	\$316,805	90.91%
1652	R2037990170	2041	2/24/2021	\$696,400	\$766,040	\$766,040	90.91%
1653	R1077600030	2041	1/19/2021	\$384,500	\$422,948	\$422,948	90.91%
1654	R2817790010	2041	7/6/2021	\$357,100	\$392,805	\$392,805	90.91%
1655	R3482100400	2041	10/23/2020	\$940,400	\$1,034,427	\$1,034,427	90.91%
1656	R8103710810	2041	5/24/2021	\$373,500	\$410,825	\$410,825	90.91%
1657	R7475860260	2041	6/1/2021	\$522,400	\$574,512	\$574,512	90.93%
1658	R6905000035	2041	8/25/2021	\$463,400	\$509,620	\$509,620	90.93%
1659	R7192000105	2041	8/27/2021	\$314,300	\$345,552	\$345,552	90.96%
1660	R5713430250	2041	4/9/2021	\$560,700	\$616,429	\$616,429	90.96%
1661	R1252200145	2041	5/28/2021	\$302,000	\$331,998	\$331,998	90.96%
1662	R6120402980	2041	11/12/2020	\$848,600	\$932,881	\$932,881	90.97%
1663	R8528680060	2041	7/23/2021	\$603,200	\$663,065	\$663,065	90.97%
1664	R8103710550	2041	6/21/2021	\$342,100	\$376,035	\$376,035	90.98%
1665	R8020820110	2041	8/30/2021	\$240,600	\$264,461	\$264,461	90.98%
1666	R2847280320	1537	8/31/2021	\$395,200	\$434,359	\$434,359	90.98%
1667	R1954700130	2041	4/16/2021	\$318,100	\$349,598	\$349,598	90.99%
1668	R3638300190	2041	5/3/2021	\$211,500	\$232,434	\$232,434	90.99%
1669	R4221300950	1537	10/16/2020	\$390,600	\$429,212	\$429,212	91.00%
1670	R8813680520	2041	11/2/2020	\$341,400	\$375,117	\$375,117	91.01%
1671	R8186170240	2041	6/9/2021	\$279,200	\$306,755	\$306,755	91.02%
1672	R7593000080	2041	11/12/2020	\$343,100	\$376,922	\$376,922	91.03%
1673	S0620346600	2041	10/22/2020	\$462,400	\$507,975	\$507,975	91.03%
1674	R7501530430	2041	8/6/2021	\$309,500	\$339,994	\$339,994	91.03%
1675	R6042400900	1537	10/30/2020	\$542,100	\$595,486	\$595,486	91.03%
1676	R7641000401	2041	7/30/2021	\$825,700	\$907,003	\$907,003	91.04%
1677	R8763270150	2041	5/21/2021	\$552,400	\$606,727	\$606,727	91.05%
1678	R1719490180	2041	9/24/2021	\$606,200	\$665,722	\$665,722	91.06%
1679	MCHAM222701	65	7/12/2021	\$132,500	\$145,509	\$145,509	91.06%
1680	R5125540080	2041	11/3/2020	\$437,400	\$480,342	\$480,342	91.06%
1681	R9242770380	2041	6/9/2021	\$424,900	\$466,614	\$466,614	91.06%
1682	R8048013776	2041	8/6/2021	\$407,600	\$447,613	\$447,613	91.06%
1683	R4219200420	2041	3/31/2021	\$415,400	\$456,139	\$456,139	91.07%
1684	R3252350060	2041	4/9/2021	\$645,100	\$708,276	\$708,276	91.08%
1685	R7334190326	2041	6/28/2021	\$407,600	\$447,501	\$447,501	91.08%
1686	R1719560090	2041	12/24/2020	\$605,600	\$664,868	\$664,868	91.09%
1687	R7084340050	2041	4/27/2021	\$278,400	\$305,632	\$305,632	91.09%
1688	R3053000020	2041	7/28/2021	\$511,700	\$561,724	\$561,724	91.09%
1689	R8954950100	2041	5/28/2021	\$425,800	\$467,418	\$467,418	91.10%
1690	R1342100015	2041	8/13/2021	\$363,400	\$398,866	\$398,866	91.11%
1691	R3260180010	2041	9/24/2021	\$477,000	\$523,438	\$523,438	91.13%
1692	R5125800390	2041	11/12/2020	\$414,500	\$454,766	\$454,766	91.15%
1693	R4769360080	2041	10/21/2020	\$290,200	\$318,377	\$318,377	91.15%
1694	R7476790050	26	7/2/2021	\$412,500	\$452,543	\$452,543	91.15%
1695	R9511770400	2041	11/20/2020	\$577,900	\$633,996	\$633,996	91.15%
1696	R1575000040	2041	6/30/2021	\$282,000	\$309,370	\$309,370	91.15%
1697	R5512710010	2041	5/14/2021	\$298,500	\$327,445	\$327,445	91.16%
1698	R0356000740	2041	6/21/2021	\$300,000	\$329,031	\$329,031	91.18%
1699	R8103700580	2041	7/13/2021	\$336,000	\$368,512	\$368,512	91.18%
1700	R1508030090	2041	11/3/2020	\$307,100	\$336,767	\$336,767	91.19%
1701	R7284390200	2041	12/2/2020	\$796,800	\$873,752	\$873,752	91.19%
1702	R0356001442	2041	12/21/2020	\$506,700	\$555,586	\$555,586	91.20%
1703	R7715160364	2041	4/27/2021	\$372,200	\$408,108	\$408,108	91.20%
1704	R5125540120	2041	10/20/2020	\$396,000	\$434,161	\$434,161	91.21%
1705	R6042370240	1537	9/20/2021	\$620,200	\$679,964	\$679,964	91.21%
1706	R6120230050	2041	7/16/2021	\$278,100	\$304,856	\$304,856	91.22%
1707	R2114100197	2041	2/22/2021	\$488,400	\$535,307	\$535,307	91.24%
1708	R7284760080	2041	7/29/2021	\$715,400	\$784,041	\$784,041	91.25%
1709	R4688000040	2041	8/20/2021	\$343,200	\$376,089	\$376,089	91.25%
1710	R5460510065	2041	6/22/2021	\$385,700	\$422,651	\$422,651	91.26%
1711	R3610151250	1537	9/2/2021	\$514,200	\$563,431	\$563,431	91.26%
1712	R7858040020	2041	11/17/2020	\$398,600	\$436,684	\$436,684	91.28%
1713	R0356000225	2041	11/12/2020	\$401,400	\$439,742	\$439,742	91.28%
1714	R1035200170	2041	1/8/2021	\$997,700	\$1,092,949	\$1,092,949	91.29%
1715	R1582210300	2041	11/30/2020	\$301,800	\$330,577	\$330,577	91.30%
1716	R1719550030	2041	4/14/2021	\$485,900	\$532,184	\$532,184	91.30%
1717	R8112006200	2041	8/24/2021	\$294,300	\$322,331	\$322,331	91.30%
1718	R2037780200	2041	10/13/2020	\$673,200	\$737,239	\$737,239	91.31%
1719	R4768600170	2041	8/2/2021	\$413,000	\$452,254	\$452,254	91.32%
1720	R1251150060	2041	3/3/2021	\$367,000	\$401,839	\$401,839	91.33%
1721	R9686570370	2041	7/6/2021	\$515,800	\$564,763	\$564,763	91.33%
1722	R2037750140	2041	9/17/2021	\$644,400	\$705,488	\$705,488	91.34%

Boise Independent #1 - See Secondary Category(ies) Section below for details.

1723	R1375610270	2041	10/16/2020	\$455,900	\$499,084	\$499,084	91.35%
1724	R9532190280	2041	2/5/2021	\$380,400	\$416,394	\$416,394	91.36%
1725	R4959500070	2041	12/10/2020	\$289,000	\$316,329	\$316,329	91.36%
1726	R8161180410	2041	10/19/2020	\$518,300	\$567,283	\$567,283	91.37%
1727	R0719420180	2041	12/30/2020	\$297,500	\$325,598	\$325,598	91.37%
1728	R8222350210	2041	1/11/2021	\$346,300	\$379,002	\$379,002	91.37%
1729	R5864321560	2041	7/20/2021	\$417,300	\$456,689	\$456,689	91.38%
1730	R1071160150	2041	12/10/2020	\$376,800	\$412,248	\$412,248	91.40%
1731	R5771000060	1537	4/1/2021	\$450,200	\$492,546	\$492,546	91.40%
1732	R8583770440	2041	4/7/2021	\$334,800	\$366,234	\$366,234	91.42%
1733	R5125610060	26	7/30/2021	\$226,900	\$248,189	\$248,189	91.42%
1734	R8048200330	2041	5/13/2021	\$370,100	\$404,811	\$404,811	91.43%
1735	R0438350280	2041	6/29/2021	\$411,100	\$449,635	\$449,635	91.43%
1736	R1342100440	2041	11/17/2020	\$381,200	\$416,882	\$416,882	91.44%
1737	R2024303490	2041	4/23/2021	\$418,300	\$457,429	\$457,429	91.45%
1738	MFLEE202717	65	10/22/2020	\$128,400	\$140,407	\$140,407	91.45%
1739	R5973500090	2041	10/23/2020	\$307,200	\$335,922	\$335,922	91.45%
1740	R8123002948	2041	11/20/2020	\$278,400	\$304,422	\$304,422	91.45%
1741	R8316520090	2041	10/5/2020	\$664,400	\$726,414	\$726,414	91.46%
1742	R2336020095	2041	6/21/2021	\$586,300	\$640,970	\$640,970	91.47%
1743	R1309970200	2041	10/9/2020	\$642,400	\$702,145	\$702,145	91.49%
1744	R2391290050	2041	5/14/2021	\$356,300	\$389,394	\$389,394	91.50%
1745	R6960130470	2041	9/30/2021	\$245,900	\$268,720	\$268,720	91.51%
1746	R8813680560	2041	11/12/2020	\$328,700	\$359,112	\$359,112	91.53%
1747	R1719730120	2041	7/20/2021	\$498,800	\$544,897	\$544,897	91.54%
1748	R1525721470	2041	5/28/2021	\$419,900	\$458,681	\$458,681	91.55%
1749	R1320710130	2041	6/30/2021	\$294,900	\$322,084	\$322,084	91.56%
1750	R8266010005	2041	8/13/2021	\$894,400	\$976,814	\$976,814	91.56%
1751	R3543340090	2041	7/13/2021	\$276,100	\$301,510	\$301,510	91.57%
1752	R1071170060	2041	9/17/2021	\$472,800	\$516,307	\$516,307	91.57%
1753	R7084340090	2041	7/19/2021	\$278,400	\$304,017	\$304,017	91.57%
1754	R2738510270	2041	9/30/2021	\$510,000	\$556,911	\$556,911	91.58%
1755	R1562280290	2041	11/13/2020	\$373,600	\$407,957	\$407,957	91.58%
1756	R5456501865	2041	10/23/2020	\$268,100	\$292,732	\$292,732	91.59%
1757	R9529660315	2041	3/25/2021	\$384,000	\$419,280	\$419,280	91.59%
1758	R3239040325	2041	9/17/2021	\$277,900	\$303,399	\$303,399	91.60%
1759	R2847280310	1537	6/14/2021	\$429,400	\$468,776	\$468,776	91.60%
1760	R0539180070	2041	2/1/2021	\$485,300	\$529,698	\$529,698	91.62%
1761	R3161000226	2041	6/8/2021	\$491,300	\$536,234	\$536,234	91.62%
1762	R4221301140	1537	10/23/2020	\$341,900	\$373,140	\$373,140	91.63%
1763	R1280540055	2041	12/2/2020	\$345,800	\$377,255	\$377,255	91.66%
1764	R3616360100	20	2/16/2021	\$265,000	\$289,100	\$289,100	91.66%
1765	R2759120030	2041	5/21/2021	\$469,100	\$511,761	\$511,761	91.66%
1766	R5836700110	2041	2/5/2021	\$395,000	\$430,919	\$430,919	91.66%
1767	R5652370100	2041	6/7/2021	\$357,100	\$389,560	\$389,560	91.67%
1768	R4839140060	2041	6/2/2021	\$390,600	\$426,053	\$426,053	91.68%
1769	R8103711170	2041	10/19/2020	\$403,800	\$440,447	\$440,447	91.68%
1770	R2037990130	2041	12/18/2020	\$705,800	\$769,838	\$769,838	91.68%
1771	R7704530190	2041	5/11/2021	\$370,200	\$403,780	\$403,780	91.68%
1772	R1387010020	2041	4/23/2021	\$297,800	\$324,801	\$324,801	91.69%
1773	R2324350030	2041	6/8/2021	\$363,600	\$396,554	\$396,554	91.69%
1774	R9322420190	2041	9/23/2021	\$298,300	\$325,328	\$325,328	91.69%
1775	R3610350390	1537	6/11/2021	\$734,500	\$801,025	\$801,025	91.70%
1776	R2320500161	2041	9/10/2021	\$291,000	\$317,336	\$317,336	91.70%
1777	R8904350060	2041	7/2/2021	\$270,800	\$295,257	\$295,257	91.72%
1778	R9616430140	2041	3/12/2021	\$455,900	\$496,990	\$496,990	91.73%
1779	R6042370720	1537	9/30/2021	\$607,500	\$662,063	\$662,063	91.76%
1780	R1943002810	2041	10/14/2020	\$427,300	\$465,593	\$465,593	91.78%
1781	R3581390230	2041	6/18/2021	\$393,300	\$428,492	\$428,492	91.79%
1782	R1719560110	2041	10/21/2020	\$582,100	\$634,084	\$634,084	91.80%
1783	R4737640125	2041	8/2/2021	\$371,400	\$404,561	\$404,561	91.80%
1784	R8521450400	2041	10/23/2020	\$474,900	\$517,213	\$517,213	91.82%
1785	R4558290030	2041	2/26/2021	\$671,600	\$731,389	\$731,389	91.83%
1786	R5652370020	2041	5/20/2021	\$324,900	\$353,809	\$353,809	91.83%
1787	R7824180450	2041	6/28/2021	\$482,800	\$525,707	\$525,707	91.84%
1788	R7476290160	2041	6/18/2021	\$421,100	\$458,487	\$458,487	91.85%
1789	R3482100330	2041	1/29/2021	\$1,055,500	\$1,149,060	\$1,149,060	91.86%
1790	R8048620430	2041	10/29/2020	\$311,800	\$339,378	\$339,378	91.87%
1791	R3482151085	2041	6/23/2021	\$511,800	\$557,046	\$557,046	91.88%
1792	R7084360230	2041	3/9/2021	\$280,700	\$305,505	\$305,505	91.88%
1793	R7084320120	2041	7/20/2021	\$321,100	\$349,423	\$349,423	91.89%
1794	R1719550210	2041	12/31/2020	\$478,300	\$520,478	\$520,478	91.90%
1795	R2861870420	2041	10/23/2020	\$357,700	\$389,243	\$389,243	91.90%
1796	R5864321460	2041	12/24/2020	\$416,400	\$453,118	\$453,118	91.90%
1797	R6052960430	1537	12/18/2020	\$321,200	\$349,466	\$349,466	91.91%

Boise Independent #1 - See Secondary Category(les) Section below for details.

1798	R3616360160	20	12/15/2020	\$225,000	\$244,800	\$244,800	91.91%
1799	R2887400480	2041	6/14/2021	\$454,500	\$494,494	\$494,494	91.91%
1800	R9227710010	2041	3/11/2021	\$474,500	\$516,219	\$516,219	91.92%
1801	R3239010330	2041	10/8/2020	\$357,700	\$389,130	\$389,130	91.92%
1802	R9380730240	26	4/5/2021	\$518,600	\$564,121	\$564,121	91.93%
1803	R1280530480	2041	3/8/2021	\$428,400	\$465,879	\$465,879	91.96%
1804	R3856001020	2041	4/12/2021	\$565,700	\$615,188	\$615,188	91.96%
1805	R8222930180	1537	7/26/2021	\$349,700	\$380,275	\$380,275	91.96%
1806	R7084340300	2041	4/5/2021	\$278,400	\$302,699	\$302,699	91.97%
1807	R5864321400	2041	12/10/2020	\$421,300	\$458,065	\$458,065	91.97%
1808	R7475750015	2041	11/12/2020	\$548,900	\$596,793	\$596,793	91.98%
1809	R7856310006	2041	9/1/2021	\$285,500	\$310,372	\$310,372	91.99%
1810	S1011449380	2041	10/5/2020	\$753,000	\$818,571	\$818,571	91.99%
1811	R3053010180	2041	12/29/2020	\$332,100	\$360,994	\$360,994	92.00%
1812	R8316150040	2041	10/27/2020	\$402,500	\$437,463	\$437,463	92.01%
1813	R2887400260	2041	10/8/2020	\$422,900	\$459,506	\$459,506	92.03%
1814	R1955001053	2041	7/30/2021	\$406,000	\$441,134	\$441,134	92.04%
1815	R3616360280	20	1/6/2021	\$405,000	\$440,000	\$440,000	92.05%
1816	R7334122035	1537	7/21/2021	\$202,800	\$220,319	\$220,319	92.05%
1817	R0539004240	2041	9/24/2021	\$295,600	\$321,113	\$321,113	92.05%
1818	R0525070030	2041	7/9/2021	\$634,700	\$689,300	\$689,300	92.08%
1819	R1342100280	2041	9/20/2021	\$383,300	\$416,232	\$416,232	92.09%
1820	R8181900070	2041	5/7/2021	\$278,900	\$302,837	\$302,837	92.10%
1821	R5270730300	2041	9/15/2021	\$299,300	\$324,963	\$324,963	92.10%
1822	R1383251090	26	5/11/2021	\$258,300	\$280,428	\$280,428	92.11%
1823	R4207000170	2041	9/30/2021	\$269,100	\$292,086	\$292,086	92.13%
1824	R2024250081	2041	6/3/2021	\$288,200	\$312,795	\$312,795	92.14%
1825	R1071140530	2041	7/6/2021	\$357,300	\$387,748	\$387,748	92.15%
1826	R8048570090	1537	9/17/2021	\$476,600	\$517,095	\$517,095	92.17%
1827	R5864321520	2041	2/4/2021	\$418,800	\$454,384	\$454,384	92.17%
1828	R1525700390	2041	5/20/2021	\$304,200	\$330,046	\$330,046	92.17%
1829	R3088790080	2041	5/24/2021	\$351,600	\$381,449	\$381,449	92.17%
1830	R2734250610	2041	10/14/2020	\$396,400	\$430,002	\$430,002	92.19%
1831	R2039100695	2041	1/13/2021	\$604,500	\$655,731	\$655,731	92.19%
1832	R1525710560	2041	12/8/2020	\$331,800	\$359,847	\$359,847	92.21%
1833	R0963530040	2041	10/13/2020	\$327,800	\$355,489	\$355,489	92.21%
1834	R6120050060	2041	10/16/2020	\$356,300	\$386,388	\$386,388	92.21%
1835	R4221301570	1537	1/4/2021	\$413,800	\$448,662	\$448,662	92.23%
1836	R1376440070	2041	5/14/2021	\$432,700	\$469,043	\$469,043	92.25%
1837	R5315100020	2041	6/2/2021	\$401,200	\$434,837	\$434,837	92.26%
1838	R7854510020	2041	6/3/2021	\$400,900	\$434,438	\$434,438	92.28%
1839	R6284120400	2041	7/23/2021	\$327,800	\$355,184	\$355,184	92.29%
1840	R7335580325	2041	5/17/2021	\$374,700	\$405,974	\$405,974	92.30%
1841	R5125670350	2041	7/16/2021	\$443,300	\$480,253	\$480,253	92.31%
1842	R4219200130	2041	10/1/2020	\$356,600	\$386,308	\$386,308	92.31%
1843	S1018110237	2041	11/3/2020	\$321,600	\$348,380	\$348,380	92.31%
1844	R1071210200	2041	4/9/2021	\$355,600	\$385,211	\$385,211	92.31%
1845	R5481000110	2041	9/14/2021	\$461,000	\$499,384	\$499,384	92.31%
1846	R1955020298	2041	7/9/2021	\$271,600	\$294,214	\$294,214	92.31%
1847	R1955020625	2041	7/7/2021	\$342,100	\$370,549	\$370,549	92.32%
1848	R8521440900	2041	1/26/2021	\$428,600	\$464,215	\$464,215	92.33%
1849	R0351190020	2048	9/16/2021	\$120,200	\$130,182	\$130,182	92.33%
1850	R8112006040	2041	5/18/2021	\$321,600	\$348,288	\$348,288	92.34%
1851	R1753001634	2041	8/16/2021	\$382,300	\$414,003	\$414,003	92.34%
1852	R8048240520	1537	5/21/2021	\$363,800	\$393,933	\$393,933	92.35%
1853	R4221301720	1537	10/7/2020	\$359,800	\$389,595	\$389,595	92.35%
1854	S2007120700	1234	9/3/2021	\$431,400	\$467,098	\$467,098	92.36%
1855	R3610300620	1537	4/23/2021	\$751,200	\$813,357	\$813,357	92.36%
1856	R2690340090	2041	8/16/2021	\$1,289,600	\$1,396,247	\$1,396,247	92.36%
1857	R8222910320	1537	6/24/2021	\$385,000	\$416,762	\$416,762	92.38%
1858	R2365490160	2041	3/24/2021	\$321,300	\$347,789	\$347,789	92.38%
1859	R3674160010	2041	7/23/2021	\$308,600	\$331,864	\$331,864	92.39%
1860	R4930140190	2041	6/17/2021	\$368,500	\$398,864	\$398,864	92.39%
1861	R5279760400	2041	7/9/2021	\$535,100	\$579,180	\$579,180	92.39%
1862	S1021417250	2041	6/9/2021	\$315,300	\$341,233	\$341,233	92.40%
1863	R9511770440	2041	5/3/2021	\$636,600	\$688,942	\$688,942	92.40%
1864	R4207260250	26	11/3/2020	\$307,300	\$332,545	\$332,545	92.41%
1865	R8222610162	2041	4/16/2021	\$495,100	\$535,747	\$535,747	92.41%
1866	R7084360090	2041	7/20/2021	\$280,700	\$303,738	\$303,738	92.42%
1867	S0632110100	2041	12/11/2020	\$621,900	\$672,856	\$672,856	92.43%
1868	R7412510080	2041	3/15/2021	\$548,900	\$593,812	\$593,812	92.44%
1869	R8226720180	2041	11/17/2020	\$530,200	\$573,445	\$573,445	92.46%
1870	R1719590080	2041	1/13/2021	\$512,100	\$553,860	\$553,860	92.46%
1871	R7452000050	2041	4/20/2021	\$333,800	\$360,982	\$360,982	92.47%
1872	R8925220045	2041	2/12/2021	\$544,500	\$588,836	\$588,836	92.47%

Boise Independent #1 - See Secondary Category(ies) Section below for details.

1873	R1582200220	2041	7/14/2021	\$297,900	\$322,152	\$322,152	92.47%
1874	R6026040006	2041	7/9/2021	\$524,700	\$567,412	\$567,412	92.47%
1875	R8222900120	1537	10/29/2020	\$306,000	\$330,894	\$330,894	92.48%
1876	R3243000180	2041	5/6/2021	\$680,200	\$735,500	\$735,500	92.48%
1877	R8048200270	2041	9/1/2021	\$360,300	\$389,564	\$389,564	92.49%
1878	R3046610340	2041	8/10/2021	\$320,100	\$346,094	\$346,094	92.49%
1879	R4671530350	2041	8/9/2021	\$457,200	\$494,290	\$494,290	92.50%
1880	R7867520250	2041	3/25/2021	\$317,200	\$342,837	\$342,837	92.52%
1881	R6042340330	1537	4/27/2021	\$561,400	\$606,769	\$606,769	92.52%
1882	R1523280440	2041	11/3/2020	\$408,300	\$441,281	\$441,281	92.53%
1883	R2892970120	2041	2/19/2021	\$698,700	\$755,131	\$755,131	92.53%
1884	R3268500016	2041	1/8/2021	\$257,900	\$278,702	\$278,702	92.54%
1885	R6044100040	2041	9/3/2021	\$240,900	\$260,297	\$260,297	92.55%
1886	R3482100090	2041	9/17/2021	\$1,083,400	\$1,170,589	\$1,170,589	92.55%
1887	R3610160832	1537	4/14/2021	\$425,200	\$459,407	\$459,407	92.55%
1888	R1073250130	2041	4/27/2021	\$478,400	\$516,877	\$516,877	92.56%
1889	R1071100140	2041	9/13/2021	\$274,600	\$296,684	\$296,684	92.56%
1890	R3616350370	2041	9/1/2021	\$1,073,600	\$1,159,894	\$1,159,894	92.56%
1891	R8048190480	1537	10/23/2020	\$306,000	\$330,590	\$330,590	92.56%
1892	R3219260055	2041	4/19/2021	\$523,900	\$565,967	\$565,967	92.57%
1893	R6983120160	26	3/5/2021	\$540,900	\$584,192	\$584,192	92.59%
1894	R2024320035	2041	1/19/2021	\$339,700	\$366,883	\$366,883	92.59%
1895	R8281570110	2048	12/15/2020	\$236,100	\$254,951	\$254,951	92.61%
1896	R1580710135	2041	10/2/2020	\$353,400	\$381,604	\$381,604	92.61%
1897	R8226690090	2041	12/21/2020	\$579,500	\$625,691	\$625,691	92.62%
1898	R1376840070	2041	12/15/2020	\$366,900	\$396,139	\$396,139	92.62%
1899	R5207001600	2041	11/20/2020	\$1,044,900	\$1,127,682	\$1,127,682	92.66%
1900	R1955010372	2041	11/20/2020	\$626,000	\$675,570	\$675,570	92.66%
1901	R1719580160	2041	10/2/2020	\$654,900	\$706,675	\$706,675	92.67%
1902	R9322400041	2041	4/8/2021	\$381,500	\$411,635	\$411,635	92.68%
1903	R6042401500	1537	3/12/2021	\$556,300	\$600,139	\$600,139	92.70%
1904	R6042402120	1537	10/21/2020	\$579,300	\$624,896	\$624,896	92.70%
1905	R5254000170	2041	9/30/2021	\$310,500	\$334,926	\$334,926	92.71%
1906	R8813680740	2041	6/25/2021	\$327,600	\$353,369	\$353,369	92.71%
1907	R2370330360	2041	11/16/2020	\$773,700	\$834,531	\$834,531	92.71%
1908	R4221320215	1537	11/17/2020	\$323,700	\$349,139	\$349,139	92.71%
1909	R1523300150	2041	5/27/2021	\$344,200	\$371,217	\$371,217	92.72%
1910	R5125510100	2041	8/31/2021	\$363,800	\$392,324	\$392,324	92.73%
1911	R5702140280	2041	11/25/2020	\$302,200	\$325,891	\$325,891	92.73%
1912	R2690410180	20	2/25/2021	\$236,300	\$254,800	\$254,800	92.74%
1913	R5299001120	2041	12/10/2020	\$572,600	\$617,352	\$617,352	92.75%
1914	R3369390090	20	11/3/2020	\$410,000	\$442,000	\$442,000	92.76%
1915	R9322150978	2041	7/14/2021	\$407,500	\$439,298	\$439,298	92.76%
1916	R7052110155	2041	8/26/2021	\$276,100	\$297,609	\$297,609	92.77%
1917	R8499210270	26	9/6/2021	\$203,200	\$218,972	\$218,972	92.80%
1918	R6121500050	2041	5/24/2021	\$370,200	\$398,899	\$398,899	92.81%
1919	R5662160030	2041	5/19/2021	\$310,700	\$334,754	\$334,754	92.81%
1920	R7451230300	2041	1/29/2021	\$392,500	\$422,881	\$422,881	92.82%
1921	R7084340150	2041	3/29/2021	\$278,400	\$299,943	\$299,943	92.82%
1922	R7877740110	2041	12/18/2020	\$217,200	\$233,990	\$233,990	92.82%
1923	R1624002534	2041	6/24/2021	\$324,400	\$349,432	\$349,432	92.84%
1924	R2369170040	2041	5/19/2021	\$343,500	\$369,991	\$369,991	92.84%
1925	R1580710045	2041	12/17/2020	\$291,800	\$314,301	\$314,301	92.84%
1926	R3616690010	2041	5/13/2021	\$986,900	\$1,062,961	\$1,062,961	92.84%
1927	R1525731230	2041	12/21/2020	\$359,300	\$386,890	\$386,890	92.87%
1928	R0891250025	26	12/31/2020	\$213,800	\$230,211	\$230,211	92.87%
1929	R4758200090	2041	3/4/2021	\$460,600	\$495,933	\$495,933	92.88%
1930	R0917240300	2041	2/5/2021	\$328,300	\$353,451	\$353,451	92.88%
1931	R2940730100	26	11/4/2020	\$627,000	\$675,026	\$675,026	92.89%
1932	R7997030008	2041	10/9/2020	\$369,300	\$397,522	\$397,522	92.90%
1933	R3482160370	2041	7/20/2021	\$732,900	\$788,886	\$788,886	92.90%
1934	MFLEE202716	65	11/13/2020	\$128,400	\$138,191	\$138,191	92.91%
1935	R5125810470	2041	9/10/2021	\$516,000	\$555,338	\$555,338	92.92%
1936	R8112005828	2041	9/2/2021	\$693,600	\$746,446	\$746,446	92.92%
1937	R9294790051	2041	4/8/2021	\$340,000	\$365,898	\$365,898	92.92%
1938	R1061600180	26	11/2/2020	\$266,200	\$286,462	\$286,462	92.93%
1939	R3482150605	2041	6/24/2021	\$514,800	\$553,978	\$553,978	92.93%
1940	R3239170230	26	9/29/2021	\$231,800	\$249,398	\$249,398	92.94%
1941	R3482110180	2041	3/19/2021	\$1,312,000	\$1,411,536	\$1,411,536	92.95%
1942	R8048240400	1537	6/23/2021	\$345,800	\$371,933	\$371,933	92.97%
1943	R9410710430	2041	2/12/2021	\$402,600	\$432,968	\$432,968	92.99%
1944	R7132000110	2041	3/5/2021	\$337,800	\$363,256	\$363,256	92.99%
1945	R0805500040	2041	5/19/2021	\$1,147,400	\$1,233,644	\$1,233,644	93.01%
1946	R1580910315	2041	2/5/2021	\$387,300	\$416,394	\$416,394	93.01%
1947	R0995080021	2041	2/5/2021	\$364,800	\$392,185	\$392,185	93.02%

Boise Independent #1 - See Secondary Category(ies) Section below for details.

1948	R7696810140	26	1/26/2021	\$290,900	\$312,734	\$312,734	93.02%
1949	R9242740060	2041	3/12/2021	\$327,100	\$351,644	\$351,644	93.02%
1950	R0541500640	2041	9/8/2021	\$354,200	\$380,709	\$380,709	93.04%
1951	R8992000071	2041	5/3/2021	\$407,600	\$438,048	\$438,048	93.05%
1952	R4303000380	2041	12/18/2020	\$822,600	\$883,794	\$883,794	93.08%
1953	R3641500016	2041	10/2/2020	\$1,116,900	\$1,199,902	\$1,199,902	93.08%
1954	R7334240020	2041	9/10/2021	\$262,900	\$282,429	\$282,429	93.09%
1955	R1754001255	2041	8/20/2021	\$286,100	\$307,342	\$307,342	93.09%
1956	R2858000750	2041	10/7/2020	\$448,300	\$481,583	\$481,583	93.09%
1957	R6072390050	2041	10/13/2020	\$405,800	\$435,886	\$435,886	93.10%
1958	R1077500395	2041	8/3/2021	\$378,600	\$406,655	\$406,655	93.10%
1959	R8043260100	1537	10/22/2020	\$371,700	\$399,207	\$399,207	93.11%
1960	R1719590160	2041	12/1/2020	\$526,900	\$565,888	\$565,888	93.11%
1961	R9227680055	2041	11/12/2020	\$784,800	\$842,839	\$842,839	93.11%
1962	R7475370230	2041	3/26/2021	\$793,100	\$851,676	\$851,676	93.12%
1963	R8037540490	2041	8/23/2021	\$1,198,000	\$1,286,476	\$1,286,476	93.12%
1964	R5864321580	2041	7/30/2021	\$426,400	\$457,872	\$457,872	93.13%
1965	R8048240440	1537	7/6/2021	\$345,800	\$371,311	\$371,311	93.13%
1966	R7899400130	2041	12/11/2020	\$280,100	\$300,746	\$300,746	93.13%
1967	R8048730020	2041	2/17/2021	\$405,900	\$435,772	\$435,772	93.14%
1968	R1863160020	2041	9/13/2021	\$287,400	\$308,551	\$308,551	93.14%
1969	R8813680420	2041	11/10/2020	\$364,500	\$391,240	\$391,240	93.17%
1970	R1719540250	2041	7/30/2021	\$512,400	\$549,974	\$549,974	93.17%
1971	R6558140160	2041	3/17/2021	\$713,200	\$765,405	\$765,405	93.18%
1972	R1317411010	2041	10/21/2020	\$377,300	\$404,916	\$404,916	93.18%
1973	R7909970130	2041	3/2/2021	\$393,300	\$422,082	\$422,082	93.18%
1974	R8954560040	2041	8/9/2021	\$365,500	\$392,164	\$392,164	93.20%
1975	R7133460560	26	7/30/2021	\$375,800	\$403,204	\$403,204	93.20%
1976	R7626380100	2041	12/7/2020	\$423,400	\$454,252	\$454,252	93.21%
1977	R5125660520	2041	12/14/2020	\$613,800	\$658,398	\$658,398	93.23%
1978	R7967500280	2041	7/30/2021	\$326,700	\$350,433	\$350,433	93.23%
1979	R5731000012	2041	10/14/2020	\$929,300	\$996,778	\$996,778	93.23%
1980	R2322810170	2041	2/12/2021	\$574,100	\$615,777	\$615,777	93.23%
1981	R6905710440	26	10/16/2020	\$430,300	\$461,519	\$461,519	93.24%
1982	R9529200041	2041	4/27/2021	\$712,500	\$764,079	\$764,079	93.25%
1983	R1525721390	2041	3/31/2021	\$369,500	\$396,242	\$396,242	93.25%
1984	R1955010724	2041	12/16/2020	\$298,100	\$319,664	\$319,664	93.25%
1985	R8222700265	1537	12/9/2020	\$395,300	\$423,862	\$423,862	93.26%
1986	R4737660110	2041	12/14/2020	\$346,100	\$371,086	\$371,086	93.27%
1987	R1805370360	2041	3/17/2021	\$416,600	\$446,642	\$446,642	93.27%
1988	R1580910153	2041	7/16/2021	\$317,100	\$339,935	\$339,935	93.28%
1989	R7909960160	2041	12/31/2020	\$401,500	\$430,395	\$430,395	93.29%
1990	R1525010560	2041	5/12/2021	\$306,100	\$328,047	\$328,047	93.31%
1991	R5130000331	2041	8/6/2021	\$324,900	\$348,187	\$348,187	93.31%
1992	R5817210170	2041	12/15/2020	\$393,400	\$421,532	\$421,532	93.33%
1993	R1625504060	2041	6/8/2021	\$460,100	\$492,989	\$492,989	93.33%
1994	R6635500305	2041	10/22/2020	\$328,800	\$352,242	\$352,242	93.34%
1995	R9322410005	2041	12/2/2020	\$412,600	\$442,016	\$442,016	93.35%
1996	R7100470140	2041	11/17/2020	\$623,700	\$668,054	\$668,054	93.36%
1997	R6669270041	2041	5/12/2021	\$476,800	\$510,690	\$510,690	93.36%
1998	R8048250030	1537	8/3/2021	\$479,400	\$513,453	\$513,453	93.37%
1999	R1115000075	2041	12/24/2020	\$310,400	\$332,434	\$332,434	93.37%
2000	R1376840020	2041	10/8/2020	\$378,600	\$405,456	\$405,456	93.38%
2001	R8583760470	2041	5/19/2021	\$425,300	\$455,442	\$455,442	93.38%
2002	R8378001820	2041	1/29/2021	\$373,600	\$400,076	\$400,076	93.38%
2003	R1431970610	26	11/25/2020	\$473,400	\$506,942	\$506,942	93.38%
2004	R1526200155	2041	6/24/2021	\$452,900	\$484,944	\$484,944	93.39%
2005	R9517350020	2041	5/25/2021	\$283,100	\$303,127	\$303,127	93.39%
2006	R7451250280	2041	9/24/2021	\$303,600	\$325,029	\$325,029	93.41%
2007	R8043000310	2041	10/15/2020	\$316,100	\$338,401	\$338,401	93.41%
2008	R1719730040	2041	9/15/2021	\$501,500	\$536,841	\$536,841	93.42%
2009	R6042400920	1537	10/5/2020	\$526,700	\$563,784	\$563,784	93.42%
2010	R2038000070	2041	10/26/2020	\$660,700	\$707,217	\$707,217	93.42%
2011	R3260220200	2041	11/30/2020	\$452,200	\$484,022	\$484,022	93.43%
2012	R5864320300	2041	2/11/2021	\$400,200	\$428,358	\$428,358	93.43%
2013	R7475360100	2041	8/4/2021	\$773,200	\$827,336	\$827,336	93.46%
2014	R7777813910	2041	3/2/2021	\$375,900	\$402,208	\$402,208	93.46%
2015	R1955020210	2041	9/17/2021	\$335,800	\$359,287	\$359,287	93.46%
2016	R1719590120	2041	1/19/2021	\$527,700	\$564,586	\$564,586	93.47%
2017	R5504610790	2041	5/5/2021	\$367,000	\$392,627	\$392,627	93.47%
2018	R8048250380	1537	11/19/2020	\$359,900	\$384,908	\$384,908	93.50%
2019	R3260930010	2041	2/16/2021	\$457,200	\$488,897	\$488,897	93.52%
2020	R9511770480	2041	3/21/2021	\$552,300	\$590,548	\$590,548	93.52%
2021	R9227720105	2041	8/6/2021	\$727,200	\$777,481	\$777,481	93.53%
2022	R3610310150	1537	7/16/2021	\$433,600	\$463,548	\$463,548	93.54%

Boise Independent #1 - See Secondary Category(ies) Section below for details.

2023	R8123003740	2041	8/27/2021	\$281,900	\$301,354	\$301,354	93.54%
2024	R7451230280	2041	2/19/2021	\$392,500	\$419,581	\$419,581	93.55%
2025	R1955010176	2041	9/30/2021	\$378,900	\$405,027	\$405,027	93.55%
2026	R3616750260	2041	7/23/2021	\$795,000	\$849,785	\$849,785	93.55%
2027	R0739720140	2041	1/16/2020	\$295,500	\$315,837	\$315,837	93.56%
2028	R8930000235	2041	3/17/2021	\$572,900	\$612,324	\$612,324	93.56%
2029	R8860150100	2041	5/14/2021	\$405,000	\$432,759	\$432,759	93.59%
2030	R5864320840	2041	8/12/2021	\$416,100	\$444,614	\$444,614	93.59%
2031	R1407450020	2041	9/29/2021	\$211,600	\$226,088	\$226,088	93.59%
2032	R5303270100	2041	3/19/2021	\$374,900	\$400,541	\$400,541	93.60%
2033	R3482210020	2041	7/30/2021	\$539,500	\$576,359	\$576,359	93.60%
2034	R7108570155	2041	3/11/2021	\$319,400	\$341,174	\$341,174	93.62%
2035	R2847240185	1537	11/13/2020	\$433,900	\$463,397	\$463,397	93.63%
2036	R9025660250	2041	8/31/2021	\$524,900	\$560,463	\$560,463	93.65%
2037	R0349550310	2041	2/17/2021	\$237,700	\$253,802	\$253,802	93.66%
2038	R5487300030	2041	2/19/2021	\$357,400	\$381,581	\$381,581	93.66%
2039	R8843000233	2041	2/22/2021	\$406,300	\$433,775	\$433,775	93.67%
2040	R9242370752	2041	6/24/2021	\$578,800	\$617,899	\$617,899	93.67%
2041	R7789020443	2041	1/12/2021	\$468,300	\$499,923	\$499,923	93.67%
2042	R1624002015	2041	5/27/2021	\$471,100	\$502,827	\$502,827	93.69%
2043	R5357170040	2041	2/22/2021	\$489,100	\$522,033	\$522,033	93.69%
2044	R2597530060	2041	3/17/2021	\$441,800	\$471,377	\$471,377	93.73%
2045	R9406500050	2041	10/13/2020	\$408,600	\$435,886	\$435,886	93.74%
2046	R1564620410	2041	9/28/2021	\$394,300	\$420,598	\$420,598	93.75%
2047	MK1TC161501	65	1/11/2021	\$67,500	\$72,000	\$72,000	93.75%
2048	R8954560491	2041	6/17/2021	\$365,900	\$390,286	\$390,286	93.75%
2049	R6042401660	1537	10/28/2020	\$477,600	\$509,429	\$509,429	93.75%
2050	R1717670190	2041	4/9/2021	\$429,700	\$458,323	\$458,323	93.75%
2051	R6206410190	2041	12/17/2020	\$318,400	\$339,547	\$339,547	93.77%
2052	R3046640285	2041	6/11/2021	\$538,000	\$573,571	\$573,571	93.80%
2053	R6635500158	2041	12/14/2020	\$314,700	\$335,502	\$335,502	93.80%
2054	R1719540090	2041	10/2/2020	\$474,200	\$505,544	\$505,544	93.80%
2055	R5782210100	2041	2/19/2021	\$605,300	\$645,289	\$645,289	93.80%
2056	R8222620340	2041	12/15/2020	\$371,600	\$396,139	\$396,139	93.81%
2057	R4221310084	1537	11/3/2020	\$331,800	\$353,658	\$353,658	93.82%
2058	R6042401040	1537	11/20/2020	\$560,700	\$597,619	\$597,619	93.82%
2059	R8813680460	2041	10/20/2020	\$329,100	\$350,740	\$350,740	93.83%
2060	R8222700685	1537	6/14/2021	\$326,900	\$348,357	\$348,357	93.84%
2061	R1425510040	2041	11/20/2020	\$292,600	\$311,801	\$311,801	93.84%
2062	R8813680400	2041	4/9/2021	\$371,200	\$395,538	\$395,538	93.85%
2063	R1071190050	2041	1/19/2021	\$387,700	\$413,112	\$413,112	93.85%
2064	R8074770100	2041	10/30/2020	\$641,300	\$683,325	\$683,325	93.85%
2065	R3475000065	2041	11/30/2020	\$309,300	\$329,547	\$329,547	93.86%
2066	R1079800080	2041	12/9/2020	\$481,700	\$513,230	\$513,230	93.86%
2067	R8813680380	2041	1/27/2021	\$365,700	\$389,583	\$389,583	93.87%
2068	R7317710090	2041	3/24/2021	\$352,600	\$375,612	\$375,612	93.87%
2069	R2940700580	26	10/14/2020	\$342,200	\$364,517	\$364,517	93.88%
2070	R5128002580	2041	8/26/2021	\$205,400	\$218,783	\$218,783	93.88%
2071	R1281370090	2041	7/6/2021	\$278,600	\$296,711	\$296,711	93.90%
2072	R5460510025	2041	11/10/2020	\$386,400	\$411,443	\$411,443	93.91%
2073	R7133460640	26	10/28/2020	\$294,100	\$313,152	\$313,152	93.92%
2074	R1525770330	2041	10/9/2020	\$542,800	\$577,919	\$577,919	93.92%
2075	R2734251165	2041	10/16/2020	\$472,800	\$503,377	\$503,377	93.93%
2076	R3369410400	20	3/15/2021	\$450,000	\$479,040	\$479,040	93.94%
2077	R9465310200	2041	10/23/2020	\$360,700	\$383,911	\$383,911	93.95%
2078	R2322810210	2041	7/13/2021	\$523,300	\$556,955	\$556,955	93.96%
2079	R1580361492	2041	3/11/2021	\$204,600	\$217,750	\$217,750	93.96%
2080	R3036160150	2041	3/24/2021	\$305,000	\$324,603	\$324,603	93.96%
2081	R4207010031	2041	1/22/2021	\$414,800	\$441,402	\$441,402	93.97%
2082	R9539500177	2041	5/31/2021	\$634,700	\$675,237	\$675,237	94.00%
2083	R1580260581	2041	11/25/2020	\$355,000	\$377,620	\$377,620	94.01%
2084	R0805870350	2041	8/20/2021	\$471,400	\$501,371	\$501,371	94.02%
2085	R7909000420	2041	9/3/2021	\$461,700	\$491,052	\$491,052	94.02%
2086	R3610291250	1537	10/5/2020	\$433,300	\$460,785	\$460,785	94.04%
2087	R9511770120	2041	8/25/2021	\$643,900	\$684,737	\$684,737	94.04%
2088	R5864320320	2041	1/14/2021	\$441,400	\$469,361	\$469,361	94.04%
2089	R2517150070	2041	6/4/2021	\$409,100	\$434,907	\$434,907	94.07%
2090	R8043270500	1537	9/14/2021	\$520,500	\$553,301	\$553,301	94.07%
2091	R3192270040	2041	10/9/2020	\$269,300	\$286,259	\$286,259	94.08%
2092	R1955000261	2041	6/10/2021	\$446,700	\$474,818	\$474,818	94.08%
2093	R5864321440	2041	1/7/2021	\$411,500	\$437,383	\$437,383	94.08%
2094	R0805860121	2041	2/25/2021	\$469,600	\$499,133	\$499,133	94.08%
2095	R8180950090	2041	9/7/2021	\$344,300	\$365,944	\$365,944	94.09%
2096	R1719540350	2041	9/20/2021	\$473,400	\$503,095	\$503,095	94.10%
2097	R5171760110	2041	12/4/2020	\$453,800	\$482,246	\$482,246	94.10%

Boise Independent #1 - See Secondary Category(ies) Section below for details.

2098	R1582200060	2041	3/19/2021	\$298,100	\$316,780	\$316,780	94.10%
2099	R8222700585	1537	10/16/2020	\$318,200	\$338,089	\$338,089	94.12%
2100	R9437520860	2041	5/20/2021	\$496,200	\$527,193	\$527,193	94.12%
2101	R8048710210	2041	3/24/2021	\$384,100	\$408,072	\$408,072	94.13%
2102	R2037750200	2041	10/16/2020	\$656,700	\$697,644	\$697,644	94.13%
2103	R7284170030	2041	11/2/2020	\$412,800	\$438,517	\$438,517	94.14%
2104	R2887400130	2041	4/2/2021	\$454,600	\$482,895	\$482,895	94.14%
2105	R7626380060	2041	1/29/2021	\$440,000	\$467,314	\$467,314	94.16%
2106	R3386000210	2041	1/5/2021	\$516,000	\$547,983	\$547,983	94.16%
2107	R1955000922	2041	9/30/2021	\$403,400	\$428,393	\$428,393	94.17%
2108	R4221310095	1537	1/15/2021	\$325,400	\$345,527	\$345,527	94.17%
2109	R7777782210	2041	1/4/2021	\$326,000	\$346,045	\$346,045	94.21%
2110	R3142220130	2041	12/18/2020	\$763,700	\$810,355	\$810,355	94.24%
2111	R3606560460	2041	11/17/2020	\$342,400	\$363,313	\$363,313	94.24%
2112	R1580500016	2041	1/19/2021	\$394,000	\$418,030	\$418,030	94.25%
2113	R6042400500	1537	11/18/2020	\$502,700	\$533,345	\$533,345	94.25%
2114	R7702800060	26	11/19/2020	\$323,600	\$343,297	\$343,297	94.26%
2115	R0805870310	2041	12/21/2020	\$471,400	\$500,027	\$500,027	94.27%
2116	R2039100690	2041	1/7/2021	\$426,600	\$452,499	\$452,499	94.28%
2117	R7070200020	2041	8/10/2021	\$454,800	\$482,409	\$482,409	94.28%
2118	R5504620270	2041	8/18/2021	\$347,600	\$368,678	\$368,678	94.28%
2119	R1342000550	2041	10/27/2020	\$444,800	\$471,753	\$471,753	94.29%
2120	R7909630530	1537	5/28/2021	\$370,700	\$393,155	\$393,155	94.29%
2121	R10665900010	2041	6/30/2021	\$334,900	\$355,140	\$355,140	94.30%
2122	R8528850240	2041	10/23/2020	\$422,300	\$447,789	\$447,789	94.31%
2123	R7334180475	2041	10/2/2020	\$302,400	\$320,613	\$320,613	94.32%
2124	R5864321220	2041	2/16/2021	\$410,500	\$435,214	\$435,214	94.32%
2125	R8226680060	2041	9/2/2021	\$612,500	\$649,344	\$649,344	94.33%
2126	R7824180300	2041	10/7/2020	\$535,700	\$567,890	\$567,890	94.33%
2127	R3369370040	20	10/27/2020	\$245,000	\$259,700	\$259,700	94.34%
2128	R5125510005	2041	8/24/2021	\$326,900	\$346,506	\$346,506	94.34%
2129	R8222620250	2041	8/12/2021	\$376,700	\$399,232	\$399,232	94.36%
2130	R2777510033	2041	10/30/2020	\$559,900	\$593,367	\$593,367	94.36%
2131	R1897510010	2041	9/30/2021	\$308,700	\$327,137	\$327,137	94.36%
2132	R6793260025	2041	11/13/2020	\$405,700	\$429,819	\$429,819	94.39%
2133	R0908490020	2041	10/16/2020	\$617,900	\$654,605	\$654,605	94.39%
2134	R1754002300	2041	5/14/2021	\$355,900	\$377,005	\$377,005	94.40%
2135	R6042400400	1537	10/26/2020	\$683,200	\$723,701	\$723,701	94.40%
2136	R1525600250	2041	4/2/2021	\$584,400	\$619,026	\$619,026	94.41%
2137	R4954140120	2041	3/31/2021	\$576,800	\$610,949	\$610,949	94.41%
2138	R0231250010	2041	1/7/2021	\$319,300	\$338,131	\$338,131	94.43%
2139	R5457430600	2041	10/22/2020	\$378,000	\$400,275	\$400,275	94.44%
2140	R8813680500	2041	1/8/2021	\$369,500	\$391,221	\$391,221	94.45%
2141	R1608460395	2041	8/31/2021	\$506,700	\$536,444	\$536,444	94.46%
2142	R7132920010	2041	5/17/2021	\$1,413,500	\$1,496,366	\$1,496,366	94.46%
2143	R1072350170	2041	11/2/2020	\$330,400	\$349,757	\$349,757	94.47%
2144	R8186120020	2041	7/13/2021	\$558,600	\$591,294	\$591,294	94.47%
2145	R8222580220	2041	11/3/2020	\$305,200	\$323,043	\$323,043	94.48%
2146	R6960130680	2041	10/5/2020	\$245,900	\$260,208	\$260,208	94.50%
2147	R1013008835	2041	10/29/2020	\$789,200	\$835,077	\$835,077	94.51%
2148	R1516270045	2041	9/17/2021	\$344,200	\$364,174	\$364,174	94.52%
2149	R3369410200	20	10/28/2020	\$500,000	\$528,940	\$528,940	94.53%
2150	R6985790070	2041	10/8/2020	\$439,500	\$464,923	\$464,923	94.53%
2151	R5211700250	2041	7/30/2021	\$354,700	\$375,170	\$375,170	94.54%
2152	R5854000486	2041	10/28/2020	\$303,600	\$321,113	\$321,113	94.55%
2153	R2024320310	2041	12/18/2020	\$416,600	\$440,631	\$440,631	94.55%
2154	R3369410100	20	10/6/2020	\$450,000	\$475,940	\$475,940	94.55%
2155	R1073250040	2041	10/8/2020	\$472,200	\$499,414	\$499,414	94.55%
2156	R7074650190	2041	6/21/2021	\$650,500	\$687,974	\$687,974	94.55%
2157	R8048250500	1537	6/22/2021	\$403,700	\$426,921	\$426,921	94.56%
2158	R1387010150	2041	8/30/2021	\$288,000	\$304,531	\$304,531	94.57%
2159	R7909000390	2041	9/22/2021	\$385,500	\$407,622	\$407,622	94.57%
2160	R6049670032	2041	4/30/2021	\$514,400	\$543,872	\$543,872	94.58%
2161	R7383420410	2041	4/6/2021	\$459,400	\$485,706	\$485,706	94.58%
2162	R9035050340	2041	9/20/2021	\$550,300	\$581,703	\$581,703	94.60%
2163	R3193360020	2041	2/2/2021	\$431,800	\$456,384	\$456,384	94.61%
2164	R1188780115	2041	8/19/2021	\$268,100	\$283,338	\$283,338	94.62%
2165	R5134030091	2041	7/15/2021	\$735,600	\$777,387	\$777,387	94.62%
2166	R0416210160	26	2/5/2021	\$510,500	\$539,376	\$539,376	94.65%
2167	R1478810020	2041	5/27/2021	\$361,700	\$382,148	\$382,148	94.65%
2168	R7780510460	2041	9/10/2021	\$281,600	\$297,503	\$297,503	94.65%
2169	R7084320030	2041	12/4/2020	\$308,400	\$325,773	\$325,773	94.67%
2170	R1719730680	2041	9/15/2021	\$491,800	\$519,468	\$519,468	94.67%
2171	R7084320330	2041	8/26/2021	\$323,700	\$341,848	\$341,848	94.69%
2172	R6876000705	2041	8/9/2021	\$441,000	\$465,613	\$465,613	94.71%

Boise Independent #1 - See Secondary Category(ies) Section below for details.

2173 R8103710520	2041	7/22/2021	\$350,900	\$370,461	\$370,461	94.72%
2174 R2336001650	2041	3/18/2021	\$530,000	\$559,538	\$559,538	94.72%
2175 R5136890150	2041	5/20/2021	\$333,500	\$352,049	\$352,049	94.73%
2176 R6901730110	2041	5/17/2021	\$447,300	\$472,165	\$472,165	94.73%
2177 R5350500900	2041	11/20/2020	\$526,800	\$556,046	\$556,046	94.74%
2178 R1013005360	2041	3/2/2021	\$744,200	\$785,489	\$785,489	94.74%
2179 R9227760035	2041	8/25/2021	\$733,800	\$774,494	\$774,494	94.75%
2180 R7181810160	20	12/18/2020	\$381,800	\$402,900	\$402,900	94.76%
2181 R8583760480	2041	6/4/2021	\$425,300	\$448,796	\$448,796	94.76%
2182 R5130002372	2041	10/14/2020	\$300,600	\$317,205	\$317,205	94.77%
2183 R2858000435	2041	6/3/2021	\$436,400	\$460,504	\$460,504	94.77%
2184 R9235720070	2041	6/15/2021	\$428,400	\$452,018	\$452,018	94.77%
2185 R0962140110	2041	4/16/2021	\$279,700	\$295,115	\$295,115	94.78%
2186 R0387040100	2041	11/12/2020	\$362,200	\$382,157	\$382,157	94.78%
2187 R1342000260	2041	11/18/2020	\$365,100	\$385,158	\$385,158	94.79%
2188 R8390000460	2041	10/5/2020	\$1,130,600	\$1,192,620	\$1,192,620	94.80%
2189 R0539170340	2041	7/9/2021	\$390,500	\$411,899	\$411,899	94.80%
2190 R3610310340	1537	3/24/2021	\$517,900	\$546,260	\$546,260	94.81%
2191 R1525750450	2041	8/19/2021	\$406,800	\$429,055	\$429,055	94.81%
2192 R2861870120	2041	11/12/2020	\$312,700	\$329,806	\$329,806	94.81%
2193 R5710500300	2041	11/3/2020	\$517,100	\$545,373	\$545,373	94.82%
2194 R1640780110	26	12/11/2020	\$565,500	\$596,395	\$596,395	94.82%
2195 R1079990080	2041	2/16/2021	\$590,900	\$623,104	\$623,104	94.83%
2196 R5498700430	2041	12/9/2020	\$232,500	\$245,125	\$245,125	94.85%
2197 MFLEE202715	65	1/28/2021	\$128,400	\$135,366	\$135,366	94.85%
2198 MNASH941404	65	12/21/2020	\$59,700	\$62,930	\$62,930	94.87%
2199 R8583760330	2041	3/5/2021	\$425,300	\$448,289	\$448,289	94.87%
2200 R7475370190	2041	5/5/2021	\$960,100	\$1,011,907	\$1,011,907	94.88%
2201 R2825130100	2041	10/23/2020	\$359,200	\$378,579	\$378,579	94.88%
2202 R1073790100	1537	11/5/2020	\$550,000	\$579,567	\$579,567	94.90%
2203 R7877740070	2041	5/19/2021	\$209,000	\$220,233	\$220,233	94.90%
2204 R1472170140	2041	1/15/2021	\$393,500	\$414,633	\$414,633	94.90%
2205 R2733020205	2041	4/16/2021	\$312,000	\$328,713	\$328,713	94.92%
2206 R8528850060	2041	10/30/2020	\$422,300	\$444,919	\$444,919	94.92%
2207 R6284130090	2041	8/20/2021	\$326,300	\$343,737	\$343,737	94.93%
2208 R5487300050	2041	12/16/2020	\$361,400	\$380,553	\$380,553	94.97%
2209 R7294500115	2041	8/27/2021	\$915,800	\$964,332	\$964,332	94.97%
2210 S0628336116	2041	10/15/2020	\$418,300	\$440,457	\$440,457	94.97%
2211 R7716750175	2041	10/19/2020	\$221,100	\$232,800	\$232,800	94.97%
2212 R6042361600	1537	11/17/2020	\$470,100	\$494,944	\$494,944	94.98%
2213 R1525720190	2041	6/24/2021	\$356,200	\$375,001	\$375,001	94.99%
2214 R4221301150	1537	8/27/2021	\$343,500	\$361,624	\$361,624	94.99%
2215 R8222850120	1537	9/29/2021	\$301,400	\$317,303	\$317,303	94.99%
2216 R3239500520	2041	4/21/2021	\$369,200	\$388,671	\$388,671	94.99%
2217 R4207260105	26	9/17/2021	\$372,900	\$392,551	\$392,551	94.99%
2218 R7284740190	2041	7/19/2021	\$656,800	\$691,326	\$691,326	95.01%
2219 R9465800400	2041	6/21/2021	\$263,900	\$277,753	\$277,753	95.01%
2220 R7084320420	2041	4/6/2021	\$304,800	\$320,749	\$320,749	95.03%
2221 R1582220080	2041	11/30/2020	\$349,400	\$367,651	\$367,651	95.04%
2222 R4726000263	2041	8/2/2021	\$586,100	\$616,709	\$616,709	95.04%
2223 R4726000265	2041	8/2/2021	\$586,100	\$616,709	\$616,709	95.04%
2224 R1279170020	2041	6/24/2021	\$372,600	\$392,046	\$392,046	95.04%
2225 R5481000340	2041	7/27/2021	\$472,300	\$496,921	\$496,921	95.05%
2226 R3617020150	2041	5/10/2021	\$265,100	\$278,909	\$278,909	95.05%
2227 R6284140480	2041	8/16/2021	\$339,500	\$357,179	\$357,179	95.05%
2228 R3856001450	2041	5/27/2021	\$502,000	\$528,089	\$528,089	95.06%
2229 R7704530230	2041	9/24/2021	\$357,400	\$375,937	\$375,937	95.07%
2230 R2847230115	1537	8/16/2021	\$371,400	\$390,624	\$390,624	95.08%
2231 R4221310132	1537	11/25/2020	\$418,100	\$439,694	\$439,694	95.09%
2232 R3386000387	20	8/2/2021	\$119,400	\$125,560	\$125,560	95.09%
2233 R3046610040	2041	7/30/2021	\$337,200	\$354,556	\$354,556	95.10%
2234 R9294790300	2041	11/2/2020	\$356,800	\$375,117	\$375,117	95.12%
2235 R5125350250	2041	11/6/2020	\$650,900	\$684,314	\$684,314	95.12%
2236 R3482220200	2041	8/6/2021	\$533,800	\$561,195	\$561,195	95.12%
2237 R8528680140	2041	9/10/2021	\$621,900	\$653,712	\$653,712	95.13%
2238 R9466230420	2041	1/26/2021	\$339,400	\$356,713	\$356,713	95.15%
2239 R2733040290	2041	10/26/2020	\$331,400	\$348,291	\$348,291	95.15%
2240 R7192800010	1537	6/4/2021	\$355,200	\$373,273	\$373,273	95.16%
2241 S0919315002	20	11/5/2020	\$326,500	\$343,096	\$343,096	95.16%
2242 R1117760030	1537	5/5/2021	\$372,800	\$391,735	\$391,735	95.17%
2243 R6042340020	1537	8/25/2021	\$532,600	\$559,536	\$559,536	95.19%
2244 R6284120370	2041	8/10/2021	\$310,800	\$326,503	\$326,503	95.19%
2245 R1625504540	2041	9/21/2021	\$557,900	\$585,096	\$585,096	95.20%
2246 R1525710730	2041	7/21/2021	\$404,900	\$425,258	\$425,258	95.21%
2247 R7608900215	2041	9/24/2021	\$283,300	\$297,539	\$297,539	95.21%

Boise Independent #1 - See Secondary Category(ies) Section below for details.

2248	R6042401460	1537	11/13/2020	\$547,800	\$575,324	\$575,324	95.22%
2249	R8813680100	2041	10/27/2020	\$450,200	\$472,816	\$472,816	95.22%
2250	R6049670050	2041	10/29/2020	\$379,700	\$398,769	\$398,769	95.22%
2251	R6905710450	26	2/11/2021	\$431,000	\$452,627	\$452,627	95.22%
2252	R8521440850	2041	12/3/2020	\$416,700	\$437,604	\$437,604	95.22%
2253	R1525590250	2041	11/20/2020	\$355,300	\$373,122	\$373,122	95.22%
2254	R0719420240	2041	10/13/2020	\$304,300	\$319,542	\$319,542	95.23%
2255	R3260200400	2041	9/24/2021	\$430,400	\$451,908	\$451,908	95.24%
2256	R1071200390	2041	2/10/2021	\$349,800	\$367,254	\$367,254	95.25%
2257	R5130002645	2041	1/19/2020	\$460,000	\$482,951	\$482,951	95.25%
2258	R5303270060	2041	10/15/2020	\$408,200	\$428,532	\$428,532	95.26%
2259	R8186170210	2041	11/20/2020	\$279,200	\$293,093	\$293,093	95.26%
2260	R2733010050	2041	7/6/2021	\$307,200	\$322,421	\$322,421	95.28%
2261	R2884010325	2041	8/30/2021	\$597,500	\$627,094	\$627,094	95.28%
2262	R4303000260	2041	6/25/2021	\$478,700	\$502,380	\$502,380	95.29%
2263	R1715790050	2041	8/9/2021	\$311,400	\$326,803	\$326,803	95.29%
2264	R7923320092	2041	3/19/2021	\$603,700	\$633,561	\$633,561	95.29%
2265	R5136910050	2041	3/12/2021	\$402,100	\$421,973	\$421,973	95.29%
2266	R1805370220	2041	8/12/2021	\$415,400	\$435,897	\$435,897	95.30%
2267	R7335570520	2041	6/11/2021	\$374,000	\$392,444	\$392,444	95.30%
2268	R9024900070	1537	3/24/2021	\$510,000	\$535,131	\$535,131	95.30%
2269	R7074620200	2041	7/11/2021	\$605,300	\$635,108	\$635,108	95.31%
2270	R9005000044	2041	8/12/2021	\$271,800	\$285,166	\$285,166	95.31%
2271	R4548530505	2041	4/16/2021	\$346,200	\$363,219	\$363,219	95.31%
2272	R1035280020	26	10/7/2020	\$1,057,300	\$1,109,265	\$1,109,265	95.32%
2273	R5125450100	2041	5/12/2021	\$625,400	\$656,095	\$656,095	95.32%
2274	R2734541420	2041	2/8/2021	\$506,300	\$531,131	\$531,131	95.32%
2275	R7626380120	2041	3/30/2021	\$408,000	\$427,965	\$427,965	95.33%
2276	R0348500180	26	12/2/2020	\$176,400	\$185,030	\$185,030	95.34%
2277	R5455010007	2041	10/6/2020	\$457,500	\$479,860	\$479,860	95.34%
2278	R0786010310	2041	10/28/2020	\$759,000	\$796,043	\$796,043	95.35%
2279	R1504190090	2041	6/18/2021	\$348,500	\$365,504	\$365,504	95.35%
2280	R7696810110	26	7/13/2021	\$339,400	\$355,949	\$355,949	95.35%
2281	R6042400120	1537	10/6/2020	\$568,000	\$595,654	\$595,654	95.36%
2282	R7845070060	2041	5/14/2021	\$548,600	\$575,242	\$575,242	95.37%
2283	R1955010482	2041	10/15/2020	\$411,400	\$431,326	\$431,326	95.38%
2284	R8521440360	2041	4/30/2021	\$355,700	\$372,920	\$372,920	95.38%
2285	R1719550200	2041	12/3/2020	\$484,900	\$508,365	\$508,365	95.38%
2286	R3616360060	20	1/19/2021	\$310,000	\$325,000	\$325,000	95.38%
2287	R8222940250	1537	9/20/2021	\$315,300	\$330,549	\$330,549	95.39%
2288	R2037780120	2041	8/26/2021	\$652,100	\$683,616	\$683,616	95.39%
2289	R6042400360	1537	1/6/2021	\$506,100	\$530,557	\$530,557	95.39%
2290	R0310290210	2041	1/20/2021	\$468,700	\$491,348	\$491,348	95.39%
2291	R2330270130	2041	4/29/2021	\$431,400	\$452,222	\$452,222	95.40%
2292	R0820240020	2041	11/3/2020	\$591,700	\$620,162	\$620,162	95.41%
2293	R8048013070	2041	4/26/2021	\$686,900	\$719,794	\$719,794	95.43%
2294	R5163240035	2041	8/27/2021	\$233,900	\$245,101	\$245,101	95.43%
2295	R8048230330	1537	4/19/2021	\$497,000	\$520,690	\$520,690	95.45%
2296	R7982260280	2041	12/9/2020	\$353,900	\$370,752	\$370,752	95.45%
2297	R1580361538	2041	11/13/2020	\$625,200	\$654,823	\$654,823	95.48%
2298	R8103700280	2041	11/24/2020	\$494,400	\$517,763	\$517,763	95.49%
2299	R5305700300	2041	3/4/2021	\$351,800	\$368,407	\$368,407	95.49%
2300	R8841890080	2041	12/30/2020	\$414,300	\$433,796	\$433,796	95.51%
2301	R8528850100	2041	11/13/2020	\$422,300	\$442,162	\$442,162	95.51%
2302	R5136840010	2041	12/18/2020	\$368,600	\$385,932	\$385,932	95.51%
2303	R0425670040	2041	1/19/2020	\$551,500	\$577,337	\$577,337	95.52%
2304	R1580700585	2041	1/2/2020	\$504,800	\$528,334	\$528,334	95.55%
2305	R7074660690	2041	10/2/2020	\$675,200	\$706,675	\$706,675	95.55%
2306	R5854000680	2041	9/30/2021	\$405,600	\$424,499	\$424,499	95.55%
2307	R7655520350	2041	3/15/2021	\$303,900	\$317,947	\$317,947	95.58%
2308	R1607470050	2041	6/24/2021	\$427,700	\$447,444	\$447,444	95.59%
2309	R5457430085	2041	6/7/2021	\$525,400	\$549,626	\$549,626	95.59%
2310	R6905710320	26	2/26/2021	\$431,300	\$451,181	\$451,181	95.59%
2311	R5270730240	2041	9/2/2021	\$317,100	\$331,705	\$331,705	95.60%
2312	R2940720190	26	10/9/2020	\$609,300	\$637,332	\$637,332	95.60%
2313	R2847200090	1537	6/29/2021	\$513,400	\$537,017	\$537,017	95.60%
2314	R8275810630	2041	3/10/2021	\$363,800	\$380,474	\$380,474	95.62%
2315	R4207260185	26	11/17/2020	\$373,700	\$390,827	\$390,827	95.62%
2316	R6042250730	1537	11/2/2020	\$710,300	\$742,848	\$742,848	95.62%
2317	R7334200670	2048	8/27/2021	\$216,700	\$226,618	\$226,618	95.62%
2318	R5864321620	2041	7/30/2021	\$428,000	\$447,565	\$447,565	95.63%
2319	R8220600065	2041	4/19/2021	\$371,600	\$388,480	\$388,480	95.65%
2320	R9242190060	2041	1/14/2021	\$305,300	\$319,165	\$319,165	95.66%
2321	R6983000120	2041	4/20/2021	\$285,600	\$298,556	\$298,556	95.66%
2322	R2940700450	26	12/3/2020	\$314,300	\$328,537	\$328,537	95.67%

Boise Independent #1 - See Secondary Category(ies) Section below for details.

2323	R7335560370	2041	10/14/2020	\$401,100	\$419,249	\$419,249	95.67%
2324	R7104000760	2041	6/21/2021	\$417,000	\$435,859	\$435,859	95.67%
2325	R3511750040	2041	7/7/2021	\$402,900	\$420,994	\$420,994	95.70%
2326	R8583770160	2041	12/3/2020	\$339,100	\$354,315	\$354,315	95.71%
2327	R1719580130	2041	6/30/2021	\$608,400	\$635,692	\$635,692	95.71%
2328	R8521450120	2041	1/5/2021	\$453,000	\$473,258	\$473,258	95.72%
2329	R7337000800	2041	8/17/2021	\$275,600	\$287,914	\$287,914	95.72%
2330	R8307000450	2041	2/2/2021	\$370,000	\$386,470	\$386,470	95.74%
2331	R1656350120	2041	10/27/2020	\$714,100	\$745,880	\$745,880	95.74%
2332	R4219200265	2041	2/17/2021	\$481,400	\$502,814	\$502,814	95.74%
2333	R8461280020	2041	9/17/2021	\$633,900	\$662,055	\$662,055	95.75%
2334	R9539500151	2041	11/3/2020	\$540,800	\$564,798	\$564,798	95.75%
2335	R0364200120	2041	1/22/2021	\$277,100	\$289,363	\$289,363	95.76%
2336	R0805500180	2041	11/23/2020	\$893,300	\$932,830	\$932,830	95.76%
2337	R2919000752	2041	1/13/2021	\$473,500	\$494,419	\$494,419	95.77%
2338	R5456500615	2041	11/25/2020	\$445,800	\$465,455	\$465,455	95.78%
2339	R8222700480	1537	5/26/2021	\$322,800	\$336,985	\$336,985	95.79%
2340	R3243000150	2041	7/29/2021	\$1,106,800	\$1,155,429	\$1,155,429	95.79%
2341	R7337002470	2041	8/30/2021	\$297,500	\$310,542	\$310,542	95.80%
2342	R1525721370	2041	8/2/2021	\$348,200	\$363,447	\$363,447	95.80%
2343	R5136830260	2041	5/5/2021	\$371,900	\$388,166	\$388,166	95.81%
2344	R9462500065	2041	3/17/2021	\$330,900	\$345,366	\$345,366	95.81%
2345	R2847270190	1537	8/19/2021	\$543,000	\$566,676	\$566,676	95.82%
2346	R6045250015	2041	10/2/2020	\$345,900	\$360,948	\$360,948	95.83%
2347	R1523300185	2041	9/3/2021	\$413,700	\$431,684	\$431,684	95.83%
2348	R6961010100	1537	6/15/2021	\$947,100	\$988,252	\$988,252	95.84%
2349	R1719660600	2041	10/8/2020	\$481,800	\$502,657	\$502,657	95.85%
2350	R4576240120	2041	2/25/2021	\$695,800	\$725,881	\$725,881	95.86%
2351	R1525660080	2041	8/26/2021	\$327,700	\$341,848	\$341,848	95.86%
2352	R6042401100	1537	11/18/2020	\$553,900	\$577,789	\$577,789	95.87%
2353	R7569500450	2041	4/29/2021	\$387,100	\$403,770	\$403,770	95.87%
2354	R7982260390	2041	6/24/2021	\$367,700	\$383,523	\$383,523	95.87%
2355	R1618490120	2041	4/12/2021	\$742,700	\$774,590	\$774,590	95.88%
2356	R1516100042	2041	12/21/2020	\$542,400	\$565,688	\$565,688	95.88%
2357	R5253290070	26	7/2/2021	\$352,800	\$367,940	\$367,940	95.89%
2358	R5439210060	2041	12/1/2020	\$310,800	\$324,100	\$324,100	95.90%
2359	R8080830130	2041	11/9/2020	\$323,200	\$337,016	\$337,016	95.90%
2360	R7686170130	2041	9/10/2021	\$462,200	\$481,954	\$481,954	95.90%
2361	R8103710960	2041	10/13/2020	\$407,700	\$425,123	\$425,123	95.90%
2362	R3719250340	2041	8/5/2021	\$290,200	\$302,586	\$302,586	95.91%
2363	R8583770500	2041	12/21/2020	\$339,100	\$353,555	\$353,555	95.91%
2364	R0962140220	2041	10/8/2020	\$285,200	\$297,334	\$297,334	95.92%
2365	R6042370960	1537	9/29/2021	\$527,200	\$549,627	\$549,627	95.92%
2366	R1440800120	2041	7/6/2021	\$416,400	\$434,109	\$434,109	95.92%
2367	R6558780110	2041	8/27/2021	\$323,800	\$337,516	\$337,516	95.94%
2368	R6290500120	2041	11/27/2020	\$693,400	\$722,770	\$722,770	95.94%
2369	R0845000010	2041	8/25/2021	\$463,400	\$482,972	\$482,972	95.95%
2370	R6042400200	1537	10/9/2020	\$647,700	\$675,031	\$675,031	95.95%
2371	R8036130400	2041	10/14/2020	\$412,700	\$430,109	\$430,109	95.95%
2372	R1719450220	2041	8/25/2021	\$604,200	\$629,578	\$629,578	95.97%
2373	R2861870100	2041	10/30/2020	\$313,200	\$326,352	\$326,352	95.97%
2374	R2038000370	2041	8/18/2021	\$661,000	\$688,739	\$688,739	95.97%
2375	R5607000040	2041	1/26/2021	\$410,400	\$427,567	\$427,567	95.99%
2376	R8048250180	1537	7/16/2021	\$420,900	\$438,491	\$438,491	95.99%
2377	R8048680670	2041	4/5/2021	\$590,000	\$614,570	\$614,570	96.00%
2378	R1725060120	2041	12/28/2020	\$385,000	\$400,971	\$400,971	96.02%
2379	R9322750260	2041	7/30/2021	\$439,400	\$457,624	\$457,624	96.02%
2380	R6637250540	2041	5/6/2021	\$368,100	\$383,352	\$383,352	96.02%
2381	R9437750100	2041	8/6/2021	\$562,500	\$585,773	\$585,773	96.03%
2382	R8461270170	2041	8/13/2021	\$625,400	\$651,209	\$651,209	96.04%
2383	R7335540705	2041	6/30/2021	\$366,300	\$381,415	\$381,415	96.04%
2384	R3482100160	2041	3/5/2021	\$1,082,300	\$1,126,884	\$1,126,884	96.04%
2385	R0525000140	2041	11/4/2020	\$404,200	\$420,836	\$420,836	96.05%
2386	R7334210222	2041	11/10/2020	\$382,800	\$398,488	\$398,488	96.06%
2387	MFLEE202718	65	11/26/2020	\$128,400	\$133,657	\$133,657	96.07%
2388	R7132000285	2041	4/16/2021	\$364,700	\$379,563	\$379,563	96.08%
2389	R6026000100	2041	10/21/2020	\$695,500	\$723,828	\$723,828	96.09%
2390	R0879510580	2041	10/26/2020	\$638,800	\$664,678	\$664,678	96.11%
2391	R8499230120	26	7/22/2021	\$235,500	\$245,036	\$245,036	96.11%
2392	R3369410300	20	12/15/2020	\$450,000	\$468,180	\$468,180	96.12%
2393	R5130001509	2041	11/16/2020	\$300,800	\$312,949	\$312,949	96.12%
2394	R8954270270	2041	7/30/2021	\$435,900	\$453,502	\$453,502	96.12%
2395	R3607210060	2041	1/8/2021	\$850,000	\$884,295	\$884,295	96.12%
2396	R1525730030	2041	10/7/2020	\$330,800	\$344,143	\$344,143	96.12%
2397	R7133460520	26	5/28/2021	\$326,700	\$339,861	\$339,861	96.13%

3/30/2022 3:04 PM

Boise Independent #1 - See Secondary Category(ies) Section below for details.

2398	R7984200060	2041	10/29/2020	\$407,800	\$424,223	\$424,223	96.13%
2399	R8378001240	2041	10/27/2020	\$332,000	\$345,336	\$345,336	96.14%
2400	R3616360320	20	11/25/2020	\$375,000	\$390,000	\$390,000	96.15%
2401	R3616360380	20	11/30/2020	\$450,000	\$468,000	\$468,000	96.15%
2402	R3616360480	20	11/30/2020	\$375,000	\$390,000	\$390,000	96.15%
2403	R9227790050	2041	10/2/2020	\$554,000	\$576,103	\$576,103	96.16%
2404	R2330270260	2041	12/4/2020	\$483,500	\$502,768	\$502,768	96.17%
2405	R2858000455	2041	10/23/2020	\$553,800	\$575,866	\$575,866	96.17%
2406	R5125690040	2041	9/30/2021	\$494,400	\$514,072	\$514,072	96.17%
2407	R3369390130	20	11/23/2020	\$400,000	\$415,896	\$415,896	96.18%
2408	R2858000940	2041	11/20/2020	\$644,800	\$670,373	\$670,373	96.19%
2409	R0805500050	2041	11/17/2020	\$1,101,700	\$1,145,385	\$1,145,385	96.19%
2410	R0487730020	1537	4/27/2021	\$382,600	\$397,771	\$397,771	96.19%
2411	R3482150075	2041	6/24/2021	\$512,400	\$532,671	\$532,671	96.19%
2412	R1805750390	2041	11/27/2020	\$288,100	\$299,476	\$299,476	96.20%
2413	R0988770170	2041	1/15/2021	\$341,900	\$355,400	\$355,400	96.20%
2414	R1955001426	2041	10/23/2020	\$379,600	\$394,575	\$394,575	96.20%
2415	R2024301724	2041	4/30/2021	\$241,500	\$251,004	\$251,004	96.21%
2416	R9322420060	2041	10/8/2020	\$301,800	\$313,661	\$313,661	96.22%
2417	R6793270055	2041	10/14/2020	\$400,300	\$416,023	\$416,023	96.22%
2418	R1525670380	2041	10/9/2020	\$313,900	\$326,227	\$326,227	96.22%
2419	R4895012310	2041	7/13/2021	\$436,800	\$453,940	\$453,940	96.22%
2420	R1375600345	2041	10/26/2020	\$397,100	\$412,632	\$412,632	96.24%
2421	R1376500070	1537	3/2/2021	\$382,600	\$397,476	\$397,476	96.26%
2422	R1719490240	2041	9/20/2021	\$643,100	\$668,094	\$668,094	96.26%
2423	R3616360400	20	11/23/2020	\$438,000	\$455,000	\$455,000	96.26%
2424	R8186170350	2041	1/26/2021	\$277,100	\$287,813	\$287,813	96.28%
2425	R5462500380	2041	7/12/2021	\$363,200	\$377,233	\$377,233	96.28%
2426	R7745400290	2041	5/7/2021	\$355,900	\$369,639	\$369,639	96.28%
2427	R8499230320	26	10/7/2020	\$203,200	\$211,031	\$211,031	96.29%
2428	R8048680310	2041	11/23/2020	\$538,500	\$559,180	\$559,180	96.30%
2429	R2847300130	1537	7/28/2021	\$497,200	\$516,291	\$516,291	96.30%
2430	R4688000030	2041	10/9/2020	\$327,700	\$340,270	\$340,270	96.31%
2431	R9473790050	1537	12/11/2020	\$567,100	\$588,749	\$588,749	96.32%
2432	R2859020020	2041	12/21/2020	\$627,600	\$651,551	\$651,551	96.32%
2433	R9441000274	2041	11/12/2020	\$352,000	\$365,405	\$365,405	96.33%
2434	R2847280235	1537	5/28/2021	\$454,500	\$471,786	\$471,786	96.34%
2435	R0805870300	2041	9/21/2021	\$471,000	\$488,889	\$488,889	96.34%
2436	R1954700160	2041	10/23/2020	\$329,800	\$342,321	\$342,321	96.34%
2437	R5125000005	2041	10/8/2020	\$291,700	\$302,740	\$302,740	96.35%
2438	R2516430020	2041	5/28/2021	\$279,500	\$290,061	\$290,061	96.36%
2439	R7100120110	2041	3/12/2021	\$451,800	\$468,859	\$468,859	96.36%
2440	R0356001082	20	7/14/2021	\$212,000	\$220,000	\$220,000	96.36%
2441	R8499210030	26	10/9/2020	\$203,000	\$210,644	\$210,644	96.37%
2442	R8079550570	2041	11/20/2020	\$590,900	\$613,105	\$613,105	96.38%
2443	MFLEE952605	65	11/20/2020	\$55,100	\$57,165	\$57,165	96.39%
2444	R4548530102	2041	4/28/2021	\$519,400	\$538,855	\$538,855	96.39%
2445	R2884010210	2041	10/15/2020	\$652,400	\$676,800	\$676,800	96.39%
2446	R2486520260	2041	6/14/2021	\$372,300	\$386,203	\$386,203	96.40%
2447	R5350500140	2041	12/21/2020	\$546,300	\$566,698	\$566,698	96.40%
2448	R1858000010	2041	12/16/2020	\$302,200	\$313,474	\$313,474	96.40%
2449	R7104000720	2041	11/6/2020	\$223,300	\$231,614	\$231,614	96.41%
2450	R1719730620	2041	9/21/2021	\$495,800	\$514,256	\$514,256	96.41%
2451	R1132250305	2041	10/27/2020	\$630,000	\$653,442	\$653,442	96.41%
2452	R9511770860	2041	7/29/2021	\$493,400	\$511,690	\$511,690	96.43%
2453	R5864320880	2041	9/16/2021	\$410,700	\$425,891	\$425,891	96.43%
2454	R8226700370	2041	10/29/2020	\$675,500	\$700,445	\$700,445	96.44%
2455	R7475370300	2041	5/5/2021	\$722,900	\$749,561	\$749,561	96.44%
2456	R2825370860	2041	3/9/2021	\$558,200	\$578,758	\$578,758	96.45%
2457	R7334200220	2041	10/14/2020	\$321,500	\$333,335	\$333,335	96.45%
2458	R3491260270	2041	10/22/2020	\$344,900	\$357,579	\$357,579	96.45%
2459	R1525620200	2041	5/26/2021	\$316,600	\$328,232	\$328,232	96.46%
2460	R3616460190	2041	10/19/2020	\$1,094,500	\$1,134,566	\$1,134,566	96.47%
2461	R9511770740	2041	12/4/2020	\$529,100	\$548,461	\$548,461	96.47%
2462	R1525720390	2041	3/12/2021	\$336,600	\$348,831	\$348,831	96.49%
2463	R2107100040	2041	11/18/2020	\$446,900	\$463,070	\$463,070	96.51%
2464	R2024370530	2041	10/26/2020	\$287,900	\$298,307	\$298,307	96.51%
2465	R4207720060	2041	10/30/2020	\$658,600	\$682,372	\$682,372	96.52%
2466	R4225420110	2041	10/6/2020	\$321,000	\$332,544	\$332,544	96.53%
2467	R3719250120	2041	1/11/2021	\$279,300	\$289,330	\$289,330	96.53%
2468	R6206390025	2041	6/29/2021	\$309,600	\$320,683	\$320,683	96.54%
2469	O1088420370	50	10/9/2020	\$312,900	\$324,067	\$324,067	96.55%
2470	R1580500054	2041	4/14/2021	\$377,700	\$391,178	\$391,178	96.55%
2471	R5864320200	2041	4/6/2021	\$485,800	\$503,118	\$503,118	96.56%
2472	R2847100060	1537	8/9/2021	\$504,100	\$522,068	\$522,068	96.56%

3/30/2022 3:04 PM

Boise Independent #1 - See Secondary Category(ies) Section below for details.

2473	R8521450110	2041	5/14/2021	\$452,900	\$469,043	\$469,043	96.56%
2474	R0805850180	2041	11/20/2020	\$470,700	\$487,449	\$487,449	96.56%
2475	R2039100145	2041	11/5/2020	\$463,000	\$479,460	\$479,460	96.57%
2476	R6876000660	2041	1/15/2021	\$690,800	\$715,340	\$715,340	96.57%
2477	R8048190340	1537	4/15/2021	\$465,200	\$481,707	\$481,707	96.57%
2478	R3719170130	2041	12/11/2020	\$315,100	\$326,233	\$326,233	96.59%
2479	R8039100110	2041	10/22/2020	\$824,900	\$853,813	\$853,813	96.61%
2480	R5864321660	2041	8/17/2021	\$427,700	\$442,658	\$442,658	96.62%
2481	R6885600140	1537	10/7/2020	\$542,200	\$561,126	\$561,126	96.63%
2482	R0888140730	26	1/20/2021	\$182,800	\$189,169	\$189,169	96.63%
2483	R0923320030	2041	5/11/2021	\$694,700	\$718,729	\$718,729	96.66%
2484	R3650760290	26	10/9/2020	\$548,300	\$567,117	\$567,117	96.68%
2485	R1564620070	2041	10/9/2020	\$451,700	\$467,197	\$467,197	96.68%
2486	R7366220190	2041	7/13/2021	\$356,300	\$368,512	\$368,512	96.69%
2487	R5737760080	2041	10/9/2020	\$382,300	\$395,362	\$395,362	96.70%
2488	R7335500385	2041	9/17/2021	\$442,100	\$457,188	\$457,188	96.70%
2489	R6899650130	2041	10/21/2020	\$283,600	\$293,270	\$293,270	96.70%
2490	R5464350080	2041	8/23/2021	\$319,800	\$330,693	\$330,693	96.71%
2491	R3856000610	2041	4/16/2021	\$584,000	\$603,851	\$603,851	96.71%
2492	R2336000560	2041	1/18/2021	\$609,400	\$630,083	\$630,083	96.72%
2493	R3616500285	2041	12/3/2020	\$596,000	\$616,200	\$616,200	96.72%
2494	R8511280870	26	11/20/2020	\$492,600	\$509,276	\$509,276	96.73%
2495	R7626380140	2041	2/16/2021	\$440,000	\$454,857	\$454,857	96.73%
2496	R5125640230	2041	10/28/2020	\$549,400	\$567,920	\$567,920	96.74%
2497	R8378970020	2041	10/28/2020	\$338,900	\$350,306	\$350,306	96.74%
2498	MGOVE811401	65	10/19/2020	\$54,600	\$56,430	\$56,430	96.76%
2499	R6121500075	2041	5/12/2021	\$382,200	\$394,987	\$394,987	96.76%
2500	R4688000320	2041	12/30/2020	\$416,900	\$430,791	\$430,791	96.78%
2501	R5611010400	26	2/26/2021	\$372,300	\$384,692	\$384,692	96.78%
2502	R7723740250	2041	12/10/2020	\$390,100	\$403,064	\$403,064	96.78%
2503	R1719650200	2041	11/3/2020	\$479,200	\$495,122	\$495,122	96.78%
2504	R1601000190	2041	10/28/2020	\$842,500	\$870,456	\$870,456	96.79%
2505	R8079550300	2041	10/28/2020	\$617,500	\$637,981	\$637,981	96.79%
2506	R0963530080	2041	6/7/2021	\$324,700	\$335,454	\$335,454	96.79%
2507	R4219200135	2041	8/20/2021	\$375,000	\$387,412	\$387,412	96.80%
2508	R5143710080	2041	12/2/2020	\$408,000	\$421,457	\$421,457	96.81%
2509	R0805870530	2041	9/13/2021	\$471,000	\$486,482	\$486,482	96.82%
2510	R9033720050	2041	12/23/2020	\$416,900	\$430,545	\$430,545	96.83%
2511	R7867520050	2041	4/29/2021	\$304,100	\$314,043	\$314,043	96.83%
2512	R9238340100	2041	12/31/2020	\$533,100	\$550,505	\$550,505	96.84%
2513	R6120402200	2041	1/29/2021	\$1,462,900	\$1,510,638	\$1,510,638	96.84%
2514	R4737640410	2041	11/24/2020	\$461,300	\$476,342	\$476,342	96.84%
2515	R3482170810	2041	8/20/2021	\$646,200	\$667,255	\$667,255	96.84%
2516	R3616360080	20	3/29/2021	\$265,000	\$273,600	\$273,600	96.86%
2517	R8123001698	2041	1/15/2021	\$353,800	\$365,272	\$365,272	96.86%
2518	R8441870370	2041	1/22/2021	\$386,700	\$399,223	\$399,223	96.86%
2519	R2343000415	2041	6/10/2021	\$731,700	\$755,393	\$755,393	96.86%
2520	R9511770560	2041	8/13/2021	\$552,000	\$569,808	\$569,808	96.87%
2521	R5305700020	2041	3/31/2021	\$346,300	\$357,447	\$357,447	96.88%
2522	R1753011190	2041	12/23/2020	\$610,600	\$630,189	\$630,189	96.89%
2523	R8226700050	2041	10/13/2020	\$1,218,100	\$1,257,073	\$1,257,073	96.90%
2524	R8043720500	2041	9/13/2021	\$269,100	\$277,696	\$277,696	96.90%
2525	R6206380500	2041	6/17/2021	\$316,000	\$325,974	\$325,974	96.94%
2526	R1525721230	2041	8/13/2021	\$334,600	\$345,141	\$345,141	96.95%
2527	R2115100020	2041	5/28/2021	\$372,700	\$384,418	\$384,418	96.95%
2528	R4221301090	1537	6/1/2021	\$443,100	\$456,999	\$456,999	96.96%
2529	R6042401280	1537	10/7/2020	\$513,700	\$529,742	\$529,742	96.97%
2530	R1805370150	2041	10/19/2020	\$393,400	\$405,661	\$405,661	96.98%
2531	R7626380200	2041	1/22/2021	\$464,200	\$478,666	\$478,666	96.98%
2532	R2847240030	1537	11/25/2020	\$414,400	\$427,279	\$427,279	96.99%
2533	R7686140635	2041	1/11/2021	\$346,000	\$356,708	\$356,708	97.00%
2534	R8583770180	2041	11/6/2020	\$337,000	\$347,421	\$347,421	97.00%
2535	R3582650360	2041	9/23/2021	\$232,000	\$239,096	\$239,096	97.03%
2536	R8843000181	2041	11/12/2020	\$477,500	\$492,092	\$492,092	97.03%
2537	R3534400136	2041	10/6/2020	\$378,400	\$389,954	\$389,954	97.04%
2538	R5210750925	2041	9/24/2021	\$285,000	\$293,701	\$293,701	97.04%
2539	R7406310230	26	2/11/2021	\$643,900	\$663,531	\$663,531	97.04%
2540	R7626380740	2041	3/31/2021	\$402,400	\$414,662	\$414,662	97.04%
2541	R3050010050	2041	9/21/2021	\$640,200	\$659,706	\$659,706	97.04%
2542	R8048190110	1537	8/12/2021	\$511,800	\$527,393	\$527,393	97.04%
2543	R0416210120	26	7/26/2021	\$554,200	\$571,033	\$571,033	97.05%
2544	R3638300350	2041	10/26/2020	\$205,400	\$211,633	\$211,633	97.05%
2545	R6793290100	2041	3/15/2021	\$357,600	\$368,444	\$368,444	97.06%
2546	R2833240210	2041	9/1/2021	\$330,000	\$339,969	\$339,969	97.07%
2547	R7108570055	2041	10/23/2020	\$341,700	\$351,918	\$351,918	97.10%

Boise Independent #1 - See Secondary Category(ies) Section below for details.

2548	R2847200560	1537	10/28/2020	\$553,500	\$570,043	\$570,043	97.10%
2549	R8901150260	2041	3/31/2021	\$514,500	\$529,858	\$529,858	97.10%
2550	R8036130360	2041	7/27/2021	\$413,500	\$425,814	\$425,814	97.11%
2551	R8499240330	26	10/1/2020	\$239,900	\$247,019	\$247,019	97.12%
2552	R1023290360	2041	9/10/2021	\$514,300	\$529,555	\$529,555	97.12%
2553	S1011449625	2041	1/26/2021	\$968,200	\$996,841	\$996,841	97.13%
2554	R8583770220	2041	10/22/2020	\$337,000	\$346,905	\$346,905	97.14%
2555	R1073760420	1537	11/30/2020	\$420,200	\$432,530	\$432,530	97.15%
2556	R1035280110	26	10/6/2020	\$1,026,200	\$1,056,124	\$1,056,124	97.17%
2557	R1624002895	2041	2/5/2021	\$503,400	\$518,072	\$518,072	97.17%
2558	S0630120642	2041	4/1/2021	\$659,800	\$678,976	\$678,976	97.18%
2559	MBARR761401	65	12/30/2020	\$21,700	\$22,330	\$22,330	97.18%
2560	R5125540095	2041	6/30/2021	\$395,400	\$406,843	\$406,843	97.19%
2561	R8528850120	2041	11/12/2020	\$422,300	\$434,507	\$434,507	97.19%
2562	R7451230100	2041	10/9/2020	\$395,400	\$406,812	\$406,812	97.19%
2563	R0432001561	2041	7/9/2021	\$306,400	\$315,229	\$315,229	97.20%
2564	R1580890250	2041	8/19/2021	\$588,600	\$605,534	\$605,534	97.20%
2565	R1297360030	26	11/12/2020	\$257,500	\$264,892	\$264,892	97.21%
2566	R5679000350	2041	12/28/2020	\$539,600	\$555,036	\$555,036	97.22%
2567	R5136870350	2041	10/15/2020	\$365,600	\$376,000	\$376,000	97.23%
2568	R9178410040	2041	8/9/2021	\$416,300	\$428,112	\$428,112	97.24%
2569	R4833340110	2041	7/7/2021	\$483,200	\$496,872	\$496,872	97.25%
2570	R5315000165	2041	10/9/2020	\$499,000	\$513,106	\$513,106	97.25%
2571	R2930550055	2041	11/19/2020	\$371,300	\$381,788	\$381,788	97.25%
2572	R7598000046	2041	10/30/2020	\$422,500	\$434,429	\$434,429	97.25%
2573	R3053000591	2041	12/28/2020	\$405,100	\$416,528	\$416,528	97.26%
2574	R7337000860	2041	9/24/2021	\$342,700	\$352,363	\$352,363	97.26%
2575	R5710490060	2041	3/15/2021	\$568,500	\$584,461	\$584,461	97.27%
2576	R5864320860	2041	9/30/2021	\$416,700	\$428,393	\$428,393	97.27%
2577	R1117000025	2041	3/2/2021	\$428,100	\$440,063	\$440,063	97.28%
2578	R8377000065	2041	11/23/2020	\$423,500	\$435,321	\$435,321	97.28%
2579	R5343780025	2041	11/19/2020	\$268,200	\$275,678	\$275,678	97.29%
2580	R9352170070	2041	10/9/2020	\$430,900	\$442,892	\$442,892	97.29%
2581	R9243010150	26	11/2/2020	\$303,300	\$311,717	\$311,717	97.30%
2582	R3581650060	26	11/25/2020	\$362,400	\$372,447	\$372,447	97.30%
2583	R2861870080	2041	10/30/2020	\$309,200	\$317,769	\$317,769	97.30%
2584	R1472170080	2041	10/6/2020	\$382,500	\$393,095	\$393,095	97.30%
2585	R1525690120	2041	9/27/2021	\$383,800	\$394,429	\$394,429	97.31%
2586	R8043000240	2041	8/31/2021	\$261,000	\$268,222	\$268,222	97.31%
2587	R3813770070	26	11/17/2020	\$263,800	\$270,974	\$270,974	97.35%
2588	R2024400223	2041	10/2/2020	\$402,200	\$413,133	\$413,133	97.35%
2589	R1388470050	2041	10/13/2020	\$744,000	\$764,145	\$764,145	97.36%
2590	R8036150290	2041	10/16/2020	\$301,500	\$309,647	\$309,647	97.37%
2591	R9538020020	2041	12/16/2020	\$459,500	\$471,885	\$471,885	97.38%
2592	R9242370812	2041	1/8/2021	\$566,100	\$581,250	\$581,250	97.39%
2593	R8813680060	2041	11/10/2020	\$452,600	\$464,676	\$464,676	97.40%
2594	R5457900035	2041	11/30/2020	\$291,900	\$299,682	\$299,682	97.40%
2595	R3610320080	26	10/27/2020	\$408,800	\$419,690	\$419,690	97.41%
2596	R0539170560	2041	11/5/2020	\$349,100	\$358,278	\$358,278	97.44%
2597	R1525580020	2041	10/19/2020	\$385,900	\$396,028	\$396,028	97.44%
2598	R8266000350	2041	8/10/2021	\$401,700	\$412,210	\$412,210	97.45%
2599	S1023336345	2041	11/23/2020	\$368,700	\$378,314	\$378,314	97.46%
2600	R4615750040	2041	4/2/2021	\$901,200	\$924,400	\$924,400	97.49%
2601	R6905710120	26	6/18/2021	\$430,300	\$441,347	\$441,347	97.50%
2602	R6042400640	1537	10/8/2020	\$569,200	\$583,749	\$583,749	97.51%
2603	R1731190180	26	6/1/2021	\$212,200	\$217,618	\$217,618	97.51%
2604	R7532410250	2041	11/13/2020	\$351,900	\$360,885	\$360,885	97.51%
2605	R6885620400	1537	10/23/2020	\$490,600	\$503,030	\$503,030	97.53%
2606	R8813680480	2041	3/15/2021	\$371,200	\$380,601	\$380,601	97.53%
2607	R8039651370	26	11/25/2020	\$301,700	\$309,338	\$309,338	97.53%
2608	R7108570165	2041	12/14/2020	\$309,900	\$317,710	\$317,710	97.54%
2609	R5449150070	2041	11/24/2020	\$408,100	\$418,352	\$418,352	97.55%
2610	R4221800030	2041	7/15/2021	\$366,900	\$376,112	\$376,112	97.55%
2611	R6063000030	2041	12/4/2020	\$296,300	\$303,713	\$303,713	97.56%
2612	R7451230060	2041	11/13/2020	\$393,000	\$402,727	\$402,727	97.58%
2613	R3161260100	2041	9/3/2021	\$339,000	\$347,329	\$347,329	97.60%
2614	R0995060030	2041	11/3/2020	\$267,900	\$274,481	\$274,481	97.60%
2615	R6284130100	2041	7/23/2021	\$324,000	\$331,947	\$331,947	97.61%
2616	R0416210230	26	3/4/2021	\$769,800	\$788,675	\$788,675	97.61%
2617	R7854510035	2041	9/17/2021	\$388,500	\$397,990	\$397,990	97.62%
2618	R2861870040	2041	1/20/2021	\$309,000	\$316,428	\$316,428	97.65%
2619	R4997440650	1537	10/23/2020	\$389,500	\$398,841	\$398,841	97.66%
2620	R4997770010	2041	8/23/2021	\$300,900	\$308,109	\$308,109	97.66%
2621	R1591930070	2041	8/31/2021	\$402,700	\$412,341	\$412,341	97.66%
2622	R8583770680	2041	11/30/2020	\$331,900	\$339,845	\$339,845	97.66%

Boise Independent #1 - See Secondary Category(ies) Section below for details.

2623	R3260220010	2041	9/3/2021	\$409,400	\$419,191	\$419,191	97.68%
2624	R3616251647	2041	5/19/2021	\$778,700	\$797,243	\$797,243	97.67%
2625	R9227720120	2041	5/28/2021	\$733,900	\$751,363	\$751,363	97.68%
2626	R0523750140	2041	2/18/2021	\$803,800	\$822,902	\$822,902	97.68%
2627	R3610290540	1537	1/29/2021	\$633,200	\$648,113	\$648,113	97.70%
2628	R1719450250	2041	7/30/2021	\$604,200	\$618,411	\$618,411	97.70%
2629	R1035150530	2041	10/23/2020	\$1,057,600	\$1,082,415	\$1,082,415	97.71%
2630	R5130000816	2041	10/28/2020	\$373,400	\$382,143	\$382,143	97.71%
2631	R8281570048	2041	3/24/2021	\$344,300	\$352,333	\$352,333	97.72%
2632	R1740510070	2041	10/1/2020	\$456,200	\$466,834	\$466,834	97.72%
2633	R4207260060	26	5/28/2021	\$315,900	\$323,173	\$323,173	97.75%
2634	R2764690100	2041	9/9/2021	\$512,300	\$524,086	\$524,086	97.75%
2635	R1525721250	2041	10/5/2020	\$372,100	\$380,554	\$380,554	97.78%
2636	R5211700420	2041	6/9/2021	\$359,100	\$367,242	\$367,242	97.78%
2637	R8281570044	2041	3/25/2021	\$344,300	\$352,102	\$352,102	97.78%
2638	R3616360300	20	12/7/2020	\$389,000	\$397,800	\$397,800	97.79%
2639	R1525690310	2041	9/17/2021	\$336,900	\$344,467	\$344,467	97.80%
2640	R5136840070	2041	5/4/2021	\$380,000	\$388,522	\$388,522	97.81%
2641	R0925000370	2041	12/15/2020	\$680,600	\$695,782	\$695,782	97.82%
2642	R1281370200	2041	9/10/2021	\$260,400	\$266,166	\$266,166	97.83%
2643	R2024380030	2041	1/21/2021	\$345,800	\$353,446	\$353,446	97.84%
2644	R9437500550	2041	1/15/2021	\$357,400	\$365,272	\$365,272	97.84%
2645	R6793280175	2041	4/5/2021	\$327,600	\$334,803	\$334,803	97.85%
2646	R6284120200	2041	4/19/2021	\$433,300	\$442,813	\$442,813	97.85%
2647	R5279760465	2041	6/25/2021	\$333,300	\$340,597	\$340,597	97.86%
2648	R0594930150	1537	12/29/2020	\$431,800	\$441,214	\$441,214	97.87%
2649	R8320220050	26	11/13/2020	\$230,400	\$235,360	\$235,360	97.89%
2650	R4737640040	2041	4/12/2021	\$468,400	\$478,479	\$478,479	97.89%
2651	R1719550040	2041	9/9/2021	\$478,100	\$488,273	\$488,273	97.92%
2652	R4221730170	1537	7/9/2021	\$292,200	\$298,417	\$298,417	97.92%
2653	R6901730090	2041	7/23/2021	\$406,300	\$414,851	\$414,851	97.94%
2654	R3239670060	2041	4/14/2021	\$378,600	\$386,539	\$386,539	97.95%
2655	R3369360200	20	3/15/2021	\$315,000	\$321,600	\$321,600	97.95%
2656	R9441000568	2041	11/12/2020	\$476,900	\$486,857	\$486,857	97.95%
2657	R4207260230	26	7/19/2021	\$346,800	\$353,992	\$353,992	97.97%
2658	R1525790640	2041	10/2/2020	\$596,900	\$609,262	\$609,262	97.97%
2659	R0387030020	2041	7/21/2021	\$313,600	\$320,087	\$320,087	97.97%
2660	R7626380240	2041	12/7/2020	\$448,200	\$457,458	\$457,458	97.98%
2661	R3046610011	2041	11/13/2020	\$341,300	\$348,332	\$348,332	97.98%
2662	R5130003810	2041	5/17/2021	\$345,900	\$353,021	\$353,021	97.98%
2663	R7958770400	26	11/13/2020	\$718,500	\$733,276	\$733,276	97.98%
2664	R2369170030	2041	10/27/2020	\$343,500	\$350,521	\$350,521	98.00%
2665	R6042400780	1537	10/13/2020	\$589,200	\$601,242	\$601,242	98.00%
2666	S1011346700	2041	3/1/2021	\$1,745,600	\$1,780,814	\$1,780,814	98.02%
2667	R7475900320	2041	9/24/2021	\$998,100	\$1,018,163	\$1,018,163	98.03%
2668	R3369390180	20	12/11/2020	\$350,000	\$357,000	\$357,000	98.04%
2669	R7334020070	2041	3/4/2021	\$402,900	\$410,916	\$410,916	98.05%
2670	R6206700085	2041	9/30/2021	\$246,300	\$251,194	\$251,194	98.05%
2671	R0518000380	2041	2/19/2021	\$802,400	\$818,322	\$818,322	98.05%
2672	R4927230020	2041	6/18/2021	\$361,400	\$368,503	\$368,503	98.07%
2673	R5864320340	2041	1/11/2021	\$444,300	\$453,019	\$453,019	98.08%
2674	S1023120716	2041	10/14/2020	\$564,200	\$575,271	\$575,271	98.08%
2675	R9465800620	2041	4/8/2021	\$268,700	\$273,966	\$273,966	98.08%
2676	R8103710620	2041	11/17/2020	\$399,700	\$407,503	\$407,503	98.09%
2677	R1383310050	2041	11/20/2020	\$295,700	\$301,408	\$301,408	98.11%
2678	R4737640290	2041	7/15/2021	\$414,200	\$422,175	\$422,175	98.11%
2679	R8499240130	26	3/19/2021	\$237,700	\$242,244	\$242,244	98.12%
2680	R8266020120	2041	12/11/2020	\$560,200	\$570,908	\$570,908	98.12%
2681	R1251170030	2041	10/14/2020	\$265,900	\$270,969	\$270,969	98.13%
2682	R2486520760	2041	10/2/2020	\$393,700	\$401,174	\$401,174	98.14%
2683	R3407770200	2041	1/22/2021	\$337,900	\$344,293	\$344,293	98.14%
2684	R4303250010	2041	11/30/2020	\$441,700	\$450,037	\$450,037	98.15%
2685	R7600140275	2041	12/2/2020	\$514,600	\$524,251	\$524,251	98.16%
2686	R1955010738	2041	9/29/2021	\$357,600	\$364,274	\$364,274	98.17%
2687	R1955010873	2041	12/8/2020	\$421,500	\$429,363	\$429,363	98.17%
2688	R8813680440	2041	10/9/2020	\$341,500	\$347,832	\$347,832	98.18%
2689	R9323500490	2041	10/15/2020	\$485,200	\$494,171	\$494,171	98.18%
2690	R7284340800	2041	11/13/2020	\$952,100	\$969,682	\$969,682	98.19%
2691	R1943002315	2041	4/7/2021	\$534,900	\$544,773	\$544,773	98.19%
2692	R8059180280	26	5/25/2021	\$929,200	\$946,176	\$946,176	98.21%
2693	R8059150520	26	2/22/2021	\$844,600	\$859,924	\$859,924	98.22%
2694	R1376840120	2041	6/25/2021	\$373,100	\$379,853	\$379,853	98.22%
2695	R8930000097	2041	3/15/2021	\$826,700	\$841,623	\$841,623	98.23%
2696	R3369410800	20	12/7/2020	\$500,000	\$508,980	\$508,980	98.24%
2697	R1525010470	2041	8/3/2021	\$411,000	\$418,332	\$418,332	98.25%

3/30/2022 3:04 PM

Boise Independent #1 - See Secondary Category(ies) Section below for details.

2698 R2887400200	2041	9/15/2021	\$386,400	\$393,273	\$393,273	98.25%
2699 R1943001150	2041	8/30/2021	\$552,000	\$561,780	\$561,780	98.26%
2700 R7967500350	2041	8/2/2021	\$290,900	\$296,021	\$296,021	98.27%
2701 R6026020130	2041	10/16/2020	\$564,300	\$574,215	\$574,215	98.27%
2702 R5136820220	2041	1/8/2021	\$371,100	\$377,564	\$377,564	98.29%
2703 R7854500038	2041	11/16/2020	\$384,500	\$391,187	\$391,187	98.29%
2704 R1088300010	26	12/1/2020	\$187,100	\$190,344	\$190,344	98.30%
2705 R2884060330	20	11/23/2020	\$169,700	\$172,640	\$172,640	98.30%
2706 R2884060340	20	11/23/2020	\$169,700	\$172,640	\$172,640	98.30%
2707 R7100700640	2041	11/20/2020	\$372,900	\$379,358	\$379,358	98.30%
2708 R7476280010	2041	11/20/2020	\$536,400	\$545,652	\$545,652	98.30%
2709 R8954560341	2041	9/27/2021	\$334,000	\$339,755	\$339,755	98.31%
2710 R6042400580	1537	11/9/2020	\$570,100	\$579,889	\$579,889	98.31%
2711 R1525610060	2041	11/19/2020	\$327,300	\$332,894	\$332,894	98.32%
2712 R3641750058	2041	3/12/2021	\$656,500	\$667,655	\$667,655	98.33%
2713 R3073610060	2041	11/4/2020	\$354,700	\$360,717	\$360,717	98.33%
2714 R8059180120	26	11/16/2020	\$487,300	\$495,503	\$495,503	98.34%
2715 R8048240510	1537	7/14/2021	\$444,400	\$451,849	\$451,849	98.35%
2716 R3482110310	2041	8/27/2021	\$1,131,200	\$1,150,068	\$1,150,068	98.36%
2717 R7923320060	2041	2/1/2021	\$371,400	\$377,592	\$377,592	98.36%
2718 R4918220140	2041	3/3/2021	\$399,900	\$406,566	\$406,566	98.36%
2719 R8222870120	1537	11/27/2020	\$335,200	\$340,783	\$340,783	98.36%
2720 R1580700650	2041	6/25/2021	\$368,600	\$374,656	\$374,656	98.38%
2721 R6042401260	1537	12/29/2020	\$522,800	\$531,362	\$531,362	98.39%
2722 R8813680040	2041	3/4/2021	\$441,000	\$448,220	\$448,220	98.39%
2723 R5457430782	2041	2/11/2021	\$421,700	\$428,551	\$428,551	98.40%
2724 R2734502317	2046	1/29/2021	\$201,400	\$204,667	\$204,667	98.40%
2725 R7689250460	2041	11/25/2020	\$682,100	\$693,165	\$693,165	98.40%
2726 R6901160090	2041	1/8/2021	\$264,000	\$268,269	\$268,269	98.41%
2727 R2847270070	1537	7/20/2021	\$454,500	\$461,848	\$461,848	98.41%
2728 R1624004147	2041	7/9/2021	\$430,200	\$437,117	\$437,117	98.42%
2729 R7334200205	2041	11/30/2020	\$400,400	\$406,784	\$406,784	98.43%
2730 R7997000234	2041	2/25/2021	\$662,100	\$672,641	\$672,641	98.43%
2731 R1539710070	2041	9/20/2021	\$268,900	\$273,165	\$273,165	98.44%
2732 R1348750183	2041	11/13/2020	\$644,600	\$654,823	\$654,823	98.44%
2733 R5457600080	2041	11/25/2020	\$392,100	\$398,311	\$398,311	98.44%
2734 R1280530610	2041	10/5/2020	\$421,600	\$428,259	\$428,259	98.45%
2735 R6121310075	2041	8/2/2021	\$800,600	\$813,234	\$813,234	98.45%
2736 R6637250640	2041	10/15/2020	\$449,500	\$456,571	\$456,571	98.45%
2737 R7777775280	2041	12/17/2020	\$404,300	\$410,620	\$410,620	98.46%
2738 R7702800040	26	5/10/2021	\$323,600	\$328,651	\$328,651	98.46%
2739 R7626380160	2041	4/2/2021	\$423,400	\$429,998	\$429,998	98.47%
2740 R6876120030	2041	11/18/2020	\$558,800	\$567,481	\$567,481	98.47%
2741 R8583770240	2041	11/6/2020	\$337,000	\$342,157	\$342,157	98.49%
2742 R1580710420	2041	12/17/2020	\$431,400	\$437,994	\$437,994	98.49%
2743 R5436141010	20	11/12/2020	\$243,800	\$247,520	\$247,520	98.50%
2744 R1479100020	2041	12/3/2020	\$313,600	\$318,370	\$318,370	98.50%
2745 R6492820090	2041	6/21/2021	\$798,300	\$810,432	\$810,432	98.50%
2746 R1805750130	2041	10/5/2020	\$261,700	\$265,629	\$265,629	98.52%
2747 R7045570110	2041	11/6/2020	\$357,900	\$363,213	\$363,213	98.54%
2748 R0539170050	2041	2/26/2021	\$351,100	\$356,196	\$356,196	98.57%
2749 R1431970140	26	11/12/2020	\$394,700	\$400,427	\$400,427	98.57%
2750 R0364200100	2041	1/26/2021	\$289,000	\$293,189	\$293,189	98.57%
2751 R7451230240	2041	12/15/2020	\$395,400	\$401,116	\$401,116	98.58%
2752 R8048230250	1537	10/30/2020	\$437,700	\$443,965	\$443,965	98.59%
2753 R6645650010	2041	8/19/2021	\$411,100	\$416,912	\$416,912	98.61%
2754 R1580540180	2041	6/16/2021	\$718,800	\$728,918	\$728,918	98.61%
2755 R7909030080	2041	8/13/2021	\$642,200	\$651,209	\$651,209	98.62%
2756 R7467260140	2041	11/30/2020	\$690,700	\$700,287	\$700,287	98.63%
2757 R6044180240	26	9/28/2021	\$223,200	\$226,296	\$226,296	98.63%
2758 R8222870230	1537	11/12/2020	\$375,900	\$381,110	\$381,110	98.63%
2759 R9380730340	26	7/7/2021	\$437,800	\$443,816	\$443,816	98.64%
2760 R3482220040	2041	2/24/2021	\$516,300	\$523,381	\$523,381	98.65%
2761 R9858210080	2041	11/30/2020	\$477,500	\$484,022	\$484,022	98.65%
2762 R7593000305	2041	2/10/2021	\$347,100	\$351,831	\$351,831	98.66%
2763 R1640830140	26	12/29/2020	\$742,000	\$752,070	\$752,070	98.66%
2764 R3856001870	2041	10/30/2020	\$1,342,100	\$1,360,157	\$1,360,157	98.67%
2765 R6284120540	2041	9/9/2021	\$321,300	\$325,568	\$325,568	98.69%
2766 R2024260400	2041	9/3/2021	\$453,100	\$459,114	\$459,114	98.69%
2767 R5138910110	2041	9/28/2021	\$525,300	\$532,185	\$532,185	98.71%
2768 R7104001610	2041	10/9/2020	\$447,900	\$453,694	\$453,694	98.72%
2769 R7408530380	2041	1/19/2021	\$359,300	\$363,932	\$363,932	98.73%
2770 R6889160020	2041	7/9/2021	\$376,000	\$380,796	\$380,796	98.74%
2771 R9227100562	2041	11/6/2020	\$1,024,100	\$1,037,000	\$1,037,000	98.76%
2772 R7337000822	2041	3/19/2021	\$392,900	\$397,839	\$397,839	98.76%

Boise Independent #1 - See Secondary Category(ies) Section below for details.

2773	R3638300210	2041	7/26/2021	\$220,700	\$223,448	\$223,448	98.77%
2774	R0387030065	2041	11/16/2020	\$566,700	\$573,740	\$573,740	98.77%
2775	R8222700235	1537	10/9/2020	\$365,900	\$370,409	\$370,409	98.78%
2776	R2928150205	2041	5/27/2021	\$332,600	\$336,675	\$336,675	98.79%
2777	R1126002615	2041	5/3/2021	\$764,100	\$773,289	\$773,289	98.81%
2778	R9005000090	2041	7/6/2021	\$397,300	\$402,078	\$402,078	98.81%
2779	R7104000390	2041	11/24/2020	\$409,300	\$414,210	\$414,210	98.81%
2780	R2861870060	2041	2/12/2021	\$309,000	\$312,699	\$312,699	98.82%
2781	R9323500606	2041	11/24/2020	\$389,500	\$394,018	\$394,018	98.85%
2782	R1001190200	2041	9/7/2021	\$267,400	\$270,480	\$270,480	98.86%
2783	R4737640345	2041	11/30/2020	\$441,400	\$446,433	\$446,433	98.87%
2784	R0541500460	2041	9/28/2021	\$482,300	\$487,706	\$487,706	98.89%
2785	R8307000440	2041	10/14/2020	\$366,900	\$370,969	\$370,969	98.90%
2786	R8763270182	2041	8/11/2021	\$552,500	\$558,624	\$558,624	98.90%
2787	R8904001042	2041	10/7/2020	\$483,100	\$488,401	\$488,401	98.91%
2788	R8528850200	2041	12/1/2020	\$422,300	\$426,886	\$426,886	98.93%
2789	R8584500110	2041	8/4/2021	\$584,700	\$590,954	\$590,954	98.94%
2790	R5710500220	2041	10/30/2020	\$608,600	\$615,088	\$615,088	98.95%
2791	R8112008130	2041	12/15/2020	\$673,400	\$680,546	\$680,546	98.95%
2792	R1071220040	2041	9/21/2021	\$361,400	\$365,194	\$365,194	98.96%
2793	R0879560330	2041	8/23/2021	\$399,100	\$403,284	\$403,284	98.96%
2794	R3050010650	2041	11/2/2020	\$799,800	\$808,139	\$808,139	98.97%
2795	R7977070100	2041	7/2/2021	\$669,700	\$676,620	\$676,620	98.98%
2796	R6117150010	2041	8/25/2021	\$333,900	\$337,332	\$337,332	98.98%
2797	R5130004750	2041	5/21/2021	\$374,300	\$378,105	\$378,105	98.99%
2798	R0310200020	2041	10/2/2020	\$403,500	\$407,588	\$407,588	99.00%
2799	R2734250780	2041	8/13/2021	\$604,400	\$610,509	\$610,509	99.00%
2800	R4613500020	2041	11/19/2020	\$754,700	\$762,290	\$762,290	99.00%
2801	R7909030810	2041	11/10/2020	\$536,900	\$542,297	\$542,297	99.00%
2802	R1592020020	2041	7/8/2021	\$583,200	\$588,968	\$588,968	99.02%
2803	R7475500090	2041	8/21/2021	\$416,100	\$420,187	\$420,187	99.03%
2804	R8048190320	1537	10/1/2020	\$506,400	\$511,341	\$511,341	99.03%
2805	R6744100170	2041	11/23/2020	\$410,600	\$414,591	\$414,591	99.04%
2806	R6044180320	26	8/2/2021	\$243,500	\$245,862	\$245,862	99.04%
2807	R1954700400	2041	10/1/2020	\$342,200	\$345,501	\$345,501	99.04%
2808	R7697070010	2041	4/9/2021	\$656,300	\$662,581	\$662,581	99.05%
2809	R1955001252	2041	10/29/2020	\$416,000	\$419,981	\$419,981	99.05%
2810	R2336002245	2041	12/21/2020	\$631,400	\$637,409	\$637,409	99.06%
2811	R5171760200	2041	7/23/2021	\$439,800	\$443,979	\$443,979	99.06%
2812	R5136830210	2041	11/25/2020	\$371,000	\$374,516	\$374,516	99.06%
2813	R2039252358	2041	10/21/2020	\$647,800	\$653,849	\$653,849	99.07%
2814	S0619244283	2041	12/15/2020	\$664,200	\$670,388	\$670,388	99.08%
2815	R7100400420	2041	5/20/2021	\$684,500	\$690,808	\$690,808	99.09%
2816	R1754001749	2041	5/12/2021	\$417,300	\$421,142	\$421,142	99.09%
2817	R4221301650	1537	7/30/2021	\$335,000	\$338,065	\$338,065	99.09%
2818	R8048190210	1537	8/27/2021	\$500,900	\$505,470	\$505,470	99.10%
2819	R2817720100	26	1/12/2021	\$352,200	\$355,390	\$355,390	99.10%
2820	R4895012304	2041	10/15/2020	\$596,200	\$601,600	\$601,600	99.10%
2821	R5887710030	2041	12/21/2020	\$620,700	\$626,297	\$626,297	99.11%
2822	R3610291610	1537	8/31/2021	\$697,500	\$703,782	\$703,782	99.11%
2823	R2734251642	2041	10/22/2020	\$449,600	\$453,645	\$453,645	99.11%
2824	R1580700035	2041	9/10/2021	\$373,400	\$376,757	\$376,757	99.11%
2825	R0348500100	26	8/27/2021	\$168,100	\$169,562	\$169,562	99.14%
2826	R1155210030	26	11/6/2020	\$334,000	\$336,893	\$336,893	99.14%
2827	R0310260900	2041	11/30/2020	\$372,700	\$375,889	\$375,889	99.15%
2828	R1582270290	2041	12/4/2020	\$462,900	\$466,856	\$466,856	99.15%
2829	R8528850180	2041	12/4/2020	\$422,300	\$425,813	\$425,813	99.17%
2830	R4221320640	1537	9/10/2021	\$354,200	\$357,003	\$357,003	99.21%
2831	R5710430230	2041	8/20/2021	\$477,500	\$481,232	\$481,232	99.22%
2832	R1013008840	2041	12/16/2020	\$861,000	\$867,660	\$867,660	99.23%
2833	R5855110020	2041	11/10/2020	\$650,600	\$655,581	\$655,581	99.24%
2834	R7777800260	2041	12/21/2020	\$400,000	\$403,052	\$403,052	99.24%
2835	R6901150140	2041	8/27/2021	\$519,300	\$523,150	\$523,150	99.26%
2836	R5305700320	2041	1/19/2021	\$351,500	\$354,096	\$354,096	99.27%
2837	R0387030030	2041	6/11/2021	\$299,700	\$301,880	\$301,880	99.28%
2838	R8763270762	2041	8/25/2021	\$581,900	\$586,104	\$586,104	99.28%
2839	R1731190190	26	10/9/2020	\$165,700	\$166,894	\$166,894	99.28%
2840	R3543340100	2041	8/31/2021	\$270,300	\$272,225	\$272,225	99.29%
2841	R9215110120	2041	8/13/2021	\$363,800	\$366,305	\$366,305	99.32%
2842	MFLEE222702	65	9/16/2021	\$116,900	\$117,700	\$117,700	99.32%
2843	R5134030221	2041	6/30/2021	\$816,600	\$822,161	\$822,161	99.32%
2844	R7334180321	2041	8/31/2021	\$468,400	\$471,590	\$471,590	99.32%
2845	R7451230080	2041	10/15/2020	\$395,400	\$398,023	\$398,023	99.34%
2846	R2861870440	2041	10/27/2020	\$385,300	\$387,815	\$387,815	99.35%
2847	R1383253160	26	12/22/2020	\$260,700	\$262,400	\$262,400	99.35%

Boise Independent #1 - See Secondary Category(ies) Section below for details.

2848	R5953730050	2041	8/25/2021	\$320,000	\$322,034	\$322,034	99.37%
2849	R1088110500	2041	2/16/2021	\$441,900	\$444,705	\$444,705	99.37%
2850	R9464250195	26	8/17/2021	\$257,900	\$259,528	\$259,528	99.37%
2851	R5504810640	2041	12/21/2020	\$357,500	\$359,616	\$359,616	99.41%
2852	R7593000110	2041	4/14/2021	\$368,600	\$370,709	\$370,709	99.43%
2853	R1601070120	2041	10/2/2020	\$1,059,600	\$1,065,448	\$1,065,448	99.45%
2854	R1293240010	2041	1/5/2021	\$401,300	\$403,514	\$403,514	99.45%
2855	R5315002566	2041	4/2/2021	\$480,300	\$482,895	\$482,895	99.46%
2856	R1955010728	2041	7/9/2021	\$382,100	\$384,159	\$384,159	99.46%
2857	R6907100010	2041	9/10/2021	\$986,500	\$991,675	\$991,675	99.48%
2858	R8528850220	2041	10/28/2020	\$422,300	\$424,507	\$424,507	99.48%
2859	R6042402100	1537	11/20/2020	\$620,300	\$623,499	\$623,499	99.49%
2860	R7451230220	2041	12/4/2020	\$394,000	\$395,955	\$395,955	99.51%
2861	R7074530080	2041	9/10/2021	\$410,500	\$412,537	\$412,537	99.51%
2862	R1798500455	2041	7/16/2021	\$438,000	\$440,162	\$440,162	99.51%
2863	R5520000210	2041	4/10/2021	\$423,400	\$425,489	\$425,489	99.51%
2864	R1808500380	2041	6/11/2021	\$407,700	\$409,694	\$409,694	99.51%
2865	R6042400340	1537	12/23/2020	\$552,300	\$554,994	\$554,994	99.51%
2866	R3053000750	2041	8/24/2021	\$320,800	\$322,331	\$322,331	99.53%
2867	R8843000066	2041	3/18/2021	\$464,000	\$466,188	\$466,188	99.53%
2868	R5211710350	2041	12/21/2020	\$352,400	\$354,060	\$354,060	99.53%
2869	R1719590380	2041	10/1/2020	\$505,700	\$508,077	\$508,077	99.53%
2870	R3239040350	2041	7/12/2021	\$312,900	\$314,361	\$314,361	99.54%
2871	MFLEE212413	65	6/25/2021	\$96,600	\$97,033	\$97,033	99.55%
2872	R8511281070	26	5/7/2021	\$1,064,100	\$1,068,836	\$1,068,836	99.56%
2873	R7364100060	2041	11/30/2020	\$318,900	\$320,278	\$320,278	99.57%
2874	R1525700460	2041	1/25/2021	\$334,100	\$335,520	\$335,520	99.58%
2875	R8059180060	26	12/22/2020	\$758,800	\$761,968	\$761,968	99.58%
2876	R13889330150	1537	11/18/2020	\$456,300	\$458,150	\$458,150	99.60%
2877	R1955001285	2041	9/16/2021	\$288,800	\$289,950	\$289,950	99.60%
2878	R6793250560	2041	7/27/2021	\$331,100	\$332,383	\$332,383	99.61%
2879	R1077500375	2041	8/3/2021	\$328,200	\$329,431	\$329,431	99.63%
2880	R1525720440	2041	6/8/2021	\$353,300	\$354,606	\$354,606	99.63%
2881	R1805750170	2041	12/18/2020	\$262,900	\$263,872	\$263,872	99.63%
2882	R6042400980	1537	12/7/2020	\$637,100	\$639,418	\$639,418	99.64%
2883	R6637250490	2041	9/8/2021	\$341,500	\$342,717	\$342,717	99.64%
2884	R6793720170	2041	12/30/2020	\$424,300	\$425,782	\$425,782	99.65%
2885	R8813680140	2041	10/9/2020	\$468,300	\$469,897	\$469,897	99.66%
2886	R8222600050	2041	6/9/2021	\$279,900	\$280,832	\$280,832	99.67%
2887	R1580910005	2041	10/15/2020	\$385,500	\$386,743	\$386,743	99.68%
2888	R4221320325	1537	7/1/2021	\$371,400	\$372,597	\$372,597	99.68%
2889	R4737710050	2041	12/30/2020	\$375,500	\$376,691	\$376,691	99.68%
2890	R7982260130	2041	9/10/2021	\$355,100	\$356,210	\$356,210	99.69%
2891	R1580930255	2041	9/20/2021	\$442,800	\$444,138	\$444,138	99.70%
2892	R2884060310	2041	11/3/2020	\$626,300	\$628,140	\$628,140	99.71%
2893	R1754002205	2041	5/5/2021	\$430,700	\$431,890	\$431,890	99.72%
2894	R5864320180	2041	12/16/2020	\$447,400	\$448,545	\$448,545	99.74%
2895	R2107250020	2041	1/11/2021	\$563,400	\$564,788	\$564,788	99.75%
2896	R4221310010	1537	10/26/2020	\$301,300	\$302,029	\$302,029	99.76%
2897	R3369390160	20	3/29/2021	\$430,000	\$431,040	\$431,040	99.76%
2898	R1342000405	2041	8/20/2021	\$387,500	\$388,221	\$388,221	99.81%
2899	R4667310080	2041	4/8/2021	\$726,800	\$728,137	\$728,137	99.82%
2900	R7789010870	2041	4/14/2021	\$304,200	\$304,755	\$304,755	99.82%
2901	R7104420020	2041	10/5/2020	\$298,700	\$299,239	\$299,239	99.82%
2902	R8528850080	2041	12/28/2020	\$422,300	\$423,052	\$423,052	99.82%
2903	R2024351264	2041	5/24/2021	\$358,900	\$359,527	\$359,527	99.83%
2904	R4997770100	2041	9/10/2021	\$300,900	\$301,390	\$301,390	99.84%
2905	R0843350530	2041	4/9/2021	\$734,500	\$735,693	\$735,693	99.84%
2906	R1126003205	2041	4/27/2021	\$459,500	\$460,245	\$460,245	99.84%
2907	R8438590180	2041	9/3/2021	\$1,354,800	\$1,356,581	\$1,356,581	99.87%
2908	R1376450230	2041	10/13/2020	\$431,300	\$431,850	\$431,850	99.87%
2909	R7476400230	2041	4/30/2021	\$514,800	\$515,455	\$515,455	99.87%
2910	R2486520720	2041	10/15/2020	\$402,300	\$402,750	\$402,750	99.89%
2911	R5646030035	2041	5/31/2021	\$282,900	\$283,164	\$283,164	99.91%
2912	R6875320320	2041	5/25/2021	\$385,200	\$385,479	\$385,479	99.93%
2913	R4221800070	2041	7/30/2021	\$387,200	\$387,455	\$387,455	99.93%
2914	R8048240370	1537	9/27/2021	\$351,300	\$351,471	\$351,471	99.95%
2915	R6042250030	1537	5/6/2021	\$658,200	\$658,509	\$658,509	99.95%
2916	R1387100011	2041	6/3/2021	\$287,500	\$287,598	\$287,598	99.97%
2917	R2825370220	2041	1/25/2021	\$689,400	\$689,626	\$689,626	99.97%
2918	R7451230160	2041	11/4/2020	\$395,400	\$395,523	\$395,523	99.97%
2919	R7997040405	2041	1/5/2021	\$537,900	\$538,019	\$538,019	99.98%
2920	R3515230220	2041	12/18/2020	\$278,500	\$278,560	\$278,560	99.98%
2921	R6888680090	2041	12/18/2020	\$278,500	\$278,560	\$278,560	99.98%
2922	R1523290085	2041	6/18/2021	\$419,800	\$419,837	\$419,837	99.99%

Boise Independent #1 - See Secondary Category(ies) Section below for details.

2923	R2336002270	2041	8/18/2021	\$646,600	\$646,605	\$646,605	100.00%
2924	R2024360568	2041	2/12/2021	\$318,500	\$318,472	\$318,472	100.01%
2925	R8059150460	26	4/16/2021	\$754,700	\$754,587	\$754,587	100.02%
2926	R2928150235	2041	11/16/2020	\$344,300	\$344,244	\$344,244	100.02%
2927	R2105000220	2041	11/5/2020	\$1,122,500	\$1,122,253	\$1,122,253	100.02%
2928	R1955020092	2041	10/30/2020	\$403,900	\$403,701	\$403,701	100.05%
2929	R2825370880	2041	2/1/2021	\$602,700	\$602,374	\$602,374	100.05%
2930	R5303270040	2041	1/20/2021	\$408,300	\$408,030	\$408,030	100.07%
2931	R8222700225	1537	12/31/2020	\$375,600	\$375,345	\$375,345	100.07%
2932	R5621510020	2041	11/16/2020	\$809,100	\$808,452	\$808,452	100.08%
2933	R6042250270	1537	12/11/2020	\$926,000	\$925,198	\$925,198	100.09%
2934	R7626380380	2041	12/22/2020	\$447,500	\$447,078	\$447,078	100.09%
2935	R9437790050	1537	10/19/2020	\$911,800	\$910,864	\$910,864	100.10%
2936	R3641750030	2041	10/16/2020	\$596,300	\$595,681	\$595,681	100.10%
2937	R5125530250	2041	12/18/2020	\$433,000	\$432,527	\$432,527	100.11%
2938	R1608760020	2041	2/10/2021	\$443,900	\$443,403	\$443,403	100.11%
2939	R8222920170	1537	9/8/2021	\$373,900	\$373,476	\$373,476	100.11%
2940	MFLEE202711	65	9/7/2021	\$149,700	\$149,512	\$149,512	100.13%
2941	R4221301270	1537	5/7/2021	\$384,400	\$383,890	\$383,890	100.13%
2942	R6042400220	1537	11/16/2020	\$615,300	\$614,424	\$614,424	100.14%
2943	R6042400480	1537	11/4/2020	\$595,200	\$594,269	\$594,269	100.16%
2944	R8048680740	2041	9/30/2021	\$413,500	\$412,816	\$412,816	100.17%
2945	R5299000370	2041	8/20/2021	\$648,200	\$647,035	\$647,035	100.18%
2946	R15255700590	2041	3/16/2021	\$358,500	\$357,829	\$357,829	100.19%
2947	R8499220110	26	8/6/2021	\$291,400	\$290,838	\$290,838	100.19%
2948	R5731260010	2041	1/27/2021	\$660,400	\$659,068	\$659,068	100.20%
2949	R7334000312	2041	3/4/2021	\$511,200	\$510,103	\$510,103	100.22%
2950	R1184000215	2041	6/4/2021	\$382,800	\$381,954	\$381,954	100.22%
2951	R1719580120	2041	6/24/2021	\$567,400	\$566,080	\$566,080	100.23%
2952	R1624003395	2041	3/15/2021	\$375,000	\$374,055	\$374,055	100.25%
2953	R2744290230	2041	3/2/2021	\$421,300	\$420,189	\$420,189	100.26%
2954	R2039260755	2041	1/13/2021	\$347,100	\$346,163	\$346,163	100.27%
2955	R3386000116	2041	4/9/2021	\$240,600	\$239,900	\$239,900	100.29%
2956	R5305700240	2041	1/15/2021	\$351,500	\$350,463	\$350,463	100.30%
2957	R8048230420	1537	1/8/2021	\$431,000	\$429,728	\$429,728	100.30%
2958	R5457430365	2041	10/29/2020	\$430,800	\$429,526	\$429,526	100.30%
2959	R3610290370	1537	1/15/2021	\$916,000	\$913,179	\$913,179	100.31%
2960	R3719170430	2041	12/31/2020	\$500,000	\$498,458	\$498,458	100.31%
2961	R1523280505	2041	4/15/2021	\$364,700	\$363,552	\$363,552	100.32%
2962	R6793290125	2041	12/11/2020	\$434,600	\$433,177	\$433,177	100.33%
2963	R5462500160	2041	5/7/2021	\$294,900	\$293,930	\$293,930	100.33%
2964	R1387020050	2041	6/29/2021	\$310,700	\$309,654	\$309,654	100.34%
2965	R5305700260	2041	1/15/2021	\$351,700	\$350,463	\$350,463	100.35%
2966	R8127310380	2041	7/26/2021	\$411,100	\$409,654	\$409,654	100.35%
2967	R1580740100	2041	9/30/2021	\$320,500	\$319,348	\$319,348	100.36%
2968	R5211710580	2041	8/27/2021	\$383,100	\$381,715	\$381,715	100.36%
2969	R3050100040	2041	11/17/2020	\$836,800	\$833,765	\$833,765	100.36%
2970	R3407750005	2041	11/6/2020	\$412,200	\$410,589	\$410,589	100.39%
2971	R3610151674	1537	11/23/2020	\$519,300	\$517,202	\$517,202	100.41%
2972	R9539500085	2041	12/3/2020	\$438,300	\$436,475	\$436,475	100.42%
2973	R9322400810	2041	7/15/2021	\$385,400	\$383,719	\$383,719	100.44%
2974	R6042401240	1537	1/15/2021	\$520,500	\$518,192	\$518,192	100.45%
2975	R2931830050	2041	6/3/2021	\$427,700	\$425,749	\$425,749	100.46%
2976	R6042400100	1537	10/6/2020	\$625,600	\$622,734	\$622,734	100.46%
2977	R7638150060	2041	4/23/2021	\$539,300	\$536,824	\$536,824	100.46%
2978	R1376900020	1537	9/9/2021	\$315,200	\$313,734	\$313,734	100.47%
2979	R1079990090	2041	2/22/2021	\$613,000	\$610,146	\$610,146	100.47%
2980	R2336002860	2041	4/16/2021	\$483,600	\$481,265	\$481,265	100.49%
2981	R7626380180	2041	2/17/2021	\$474,500	\$472,167	\$472,167	100.49%
2982	S0628325920	2041	1/15/2021	\$485,400	\$482,998	\$482,998	100.50%
2983	R4432930210	2041	11/10/2020	\$485,000	\$482,508	\$482,508	100.52%
2984	R9322400470	2041	10/9/2020	\$329,000	\$327,308	\$327,308	100.52%
2985	R1032150170	2041	6/7/2021	\$417,700	\$415,531	\$415,531	100.52%
2986	R1525700560	2041	11/30/2020	\$315,800	\$314,099	\$314,099	100.54%
2987	R1077510035	2041	9/13/2021	\$446,600	\$444,136	\$444,136	100.55%
2988	MKITX942703	65	5/25/2021	\$81,300	\$80,840	\$80,840	100.57%
2989	R9242370530	2041	11/13/2020	\$491,400	\$488,502	\$488,502	100.59%
2990	R9511770920	2041	12/30/2020	\$529,100	\$525,965	\$525,965	100.60%
2991	R8059180200	26	1/15/2021	\$754,800	\$750,288	\$750,288	100.60%
2992	R5125660550	2041	3/9/2021	\$674,500	\$670,438	\$670,438	100.61%
2993	R1943000365	2041	1/19/2021	\$658,100	\$654,094	\$654,094	100.61%
2994	R5130002955	2041	3/23/2021	\$467,000	\$464,145	\$464,145	100.62%
2995	R1525770030	2041	4/15/2021	\$663,100	\$658,939	\$658,939	100.63%
2996	R6026000070	2041	3/19/2021	\$686,400	\$681,078	\$681,078	100.63%
2997	R8048200075	2041	12/15/2020	\$270,900	\$269,171	\$269,171	100.64%

3/30/2022 3:04 PM

Boise Independent #1 - See Secondary Category(ies) Section below for details.

2998	R7777800250	2041	12/24/2020	\$364,900	\$362,555	\$362,555	100.65%
2999	R7777800252	2041	12/24/2020	\$364,900	\$362,555	\$362,555	100.65%
3000	R5456500625	2041	5/25/2021	\$476,200	\$473,088	\$473,088	100.66%
3001	R5854000101	2041	6/11/2021	\$651,800	\$647,532	\$647,532	100.66%
3002	R3610301050	1537	10/30/2020	\$531,200	\$527,672	\$527,672	100.67%
3003	R1624000558	2041	11/20/2020	\$559,800	\$556,046	\$556,046	100.68%
3004	R6042370700	1537	9/30/2021	\$592,200	\$588,067	\$588,067	100.70%
3005	R9024900212	1537	12/30/2020	\$908,000	\$901,655	\$901,655	100.70%
3006	S0514417770	2041	10/28/2020	\$673,500	\$668,765	\$668,765	100.71%
3007	R6042250570	1537	2/25/2021	\$784,900	\$779,217	\$779,217	100.73%
3008	R6042400560	1537	11/25/2020	\$608,200	\$603,721	\$603,721	100.74%
3009	R0517420180	2041	9/9/2021	\$304,000	\$301,746	\$301,746	100.75%
3010	R1088110520	2041	3/3/2021	\$441,900	\$438,619	\$438,619	100.75%
3011	R5854000510	2041	2/10/2021	\$521,500	\$517,625	\$517,625	100.75%
3012	R7451230140	2041	12/15/2020	\$394,000	\$391,060	\$391,060	100.75%
3013	R0804190050	2041	10/14/2020	\$386,800	\$383,872	\$383,872	100.76%
3014	R7199620020	2041	1/14/2021	\$273,900	\$271,735	\$271,735	100.80%
3015	R1608610004	2041	11/30/2020	\$248,100	\$246,130	\$246,130	100.80%
3016	R5279650040	2041	4/6/2021	\$258,700	\$256,600	\$256,600	100.82%
3017	R7133460690	26	10/13/2020	\$364,600	\$361,624	\$361,624	100.82%
3018	R3482110130	2041	11/20/2020	\$1,149,600	\$1,140,154	\$1,140,154	100.83%
3019	R6042400080	1537	10/1/2020	\$685,700	\$680,011	\$680,011	100.84%
3020	R7909030250	2041	4/2/2021	\$627,000	\$621,785	\$621,785	100.84%
3021	R7451230040	2041	11/17/2020	\$394,000	\$390,723	\$390,723	100.84%
3022	R7451230120	2041	11/17/2020	\$394,000	\$390,723	\$390,723	100.84%
3023	R6042250360	1537	11/20/2020	\$783,900	\$777,258	\$777,258	100.85%
3024	R5125650320	2041	11/6/2020	\$722,200	\$715,898	\$715,898	100.88%
3025	R1525721120	2041	10/5/2020	\$368,600	\$365,375	\$365,375	100.88%
3026	R5299000846	2041	10/15/2020	\$1,165,100	\$1,154,857	\$1,154,857	100.89%
3027	R1624004135	2041	3/31/2021	\$768,900	\$762,074	\$762,074	100.90%
3028	R6042401340	1537	8/12/2021	\$534,400	\$529,594	\$529,594	100.91%
3029	R1387000095	2041	3/8/2021	\$332,400	\$329,409	\$329,409	100.91%
3030	R3046640130	2041	9/10/2021	\$302,600	\$299,803	\$299,803	100.93%
3031	R4303000405	2041	10/26/2020	\$857,900	\$849,724	\$849,724	100.96%
3032	R5125520280	2041	11/6/2020	\$568,700	\$563,243	\$563,243	100.97%
3033	R5125580260	2041	4/16/2021	\$353,000	\$349,598	\$349,598	100.97%
3034	R8528850160	2041	10/30/2020	\$434,600	\$430,297	\$430,297	101.00%
3035	R7084350130	2041	11/17/2020	\$323,200	\$319,957	\$319,957	101.01%
3036	R3042020010	2041	3/19/2021	\$244,700	\$242,244	\$242,244	101.01%
3037	R7807370040	2041	2/25/2021	\$528,200	\$522,806	\$522,806	101.03%
3038	R0364170100	2041	10/21/2020	\$341,100	\$337,608	\$337,608	101.03%
3039	R1955020791	2041	11/16/2020	\$279,300	\$276,438	\$276,438	101.04%
3040	R8059150240	26	11/9/2020	\$477,500	\$472,452	\$472,452	101.07%
3041	R5125300230	2041	4/14/2021	\$1,011,400	\$1,000,688	\$1,000,688	101.07%
3042	R2734251150	2041	12/3/2020	\$569,900	\$563,823	\$563,823	101.08%
3043	R3022140040	2041	12/1/2020	\$264,200	\$261,338	\$261,338	101.10%
3044	R3046640190	2041	2/12/2021	\$542,800	\$536,880	\$536,880	101.10%
3045	R7696810200	26	11/5/2020	\$314,300	\$310,859	\$310,859	101.11%
3046	R7084300140	2041	8/20/2021	\$310,800	\$307,342	\$307,342	101.13%
3047	R8059180080	26	1/27/2021	\$957,800	\$947,106	\$947,106	101.13%
3048	R1088110420	2041	2/26/2021	\$441,900	\$436,934	\$436,934	101.14%
3049	R5315010732	2041	2/9/2021	\$578,800	\$572,238	\$572,238	101.15%
3050	R4432500680	2041	8/11/2021	\$350,600	\$346,591	\$346,591	101.16%
3051	R5134150016	2041	8/6/2021	\$315,000	\$311,320	\$311,320	101.18%
3052	R0830270020	2041	4/27/2021	\$353,100	\$348,970	\$348,970	101.18%
3053	R5299001050	2041	5/5/2021	\$690,800	\$682,636	\$682,636	101.20%
3054	R5136830070	2041	9/15/2021	\$343,800	\$339,731	\$339,731	101.20%
3055	R3482100500	2041	12/4/2020	\$1,069,600	\$1,056,838	\$1,056,838	101.21%
3056	R5303270260	2041	8/17/2021	\$405,500	\$400,647	\$400,647	101.21%
3057	R9464250075	26	1/15/2021	\$219,900	\$217,189	\$217,189	101.25%
3058	R1523290120	2041	1/5/2021	\$399,500	\$394,548	\$394,548	101.26%
3059	R8510500015	2041	12/18/2020	\$454,400	\$448,734	\$448,734	101.26%
3060	R5305700200	2041	2/26/2021	\$346,300	\$341,948	\$341,948	101.27%
3061	R5864320820	2041	9/8/2021	\$434,500	\$429,033	\$429,033	101.27%
3062	R5299380220	2041	9/3/2021	\$465,900	\$459,912	\$459,912	101.30%
3063	R3610291130	1537	11/5/2020	\$453,700	\$447,848	\$447,848	101.31%
3064	R8843000225	2041	5/28/2021	\$309,800	\$305,787	\$305,787	101.31%
3065	R6885620180	1537	12/11/2020	\$568,500	\$561,121	\$561,121	101.31%
3066	R6042250700	1537	1/15/2021	\$795,100	\$784,752	\$784,752	101.32%
3067	R7870420105	2041	2/12/2021	\$310,000	\$305,964	\$305,964	101.32%
3068	R1580910025	2041	6/29/2021	\$395,400	\$390,249	\$390,249	101.32%
3069	R1029250085	2041	10/16/2020	\$375,300	\$370,288	\$370,288	101.35%
3070	R1035220500	20	2/1/2021	\$590,000	\$582,120	\$582,120	101.35%
3071	R3259770200	2041	7/6/2021	\$337,400	\$332,873	\$332,873	101.36%
3072	R6042250890	1537	10/16/2020	\$771,300	\$760,862	\$760,862	101.37%

Boise Independent #1 - See Secondary Category(ies) Section below for details.

3073	S0628336397	2041	2/25/2021	\$549,400	\$541,915	\$541,915	101.38%
3074	R5315000810	2041	11/25/2020	\$283,200	\$279,335	\$279,335	101.38%
3075	R7777805900	2041	12/3/2020	\$315,500	\$311,181	\$311,181	101.39%
3076	R8813680780	2041	11/4/2020	\$344,900	\$340,139	\$340,139	101.40%
3077	R5305700280	2041	1/26/2021	\$351,800	\$346,940	\$346,940	101.40%
3078	MK1TG732401	65	12/11/2020	\$77,200	\$76,125	\$76,125	101.41%
3079	R9391220400	1537	7/30/2021	\$1,392,400	\$1,372,873	\$1,372,873	101.42%
3080	R9437520690	2041	6/24/2021	\$367,300	\$362,131	\$362,131	101.43%
3081	R5350500890	2041	7/2/2021	\$527,800	\$520,310	\$520,310	101.44%
3082	R5125420140	2041	8/31/2021	\$678,200	\$668,553	\$668,553	101.44%
3083	R2825370900	2041	3/10/2021	\$600,400	\$591,849	\$591,849	101.44%
3084	R2733060160	2041	6/9/2021	\$326,100	\$321,445	\$321,445	101.45%
3085	R1655000047	2041	2/17/2021	\$398,400	\$392,674	\$392,674	101.46%
3086	R1510500212	2041	4/19/2021	\$508,700	\$499,409	\$499,409	101.46%
3087	R7626380760	2041	10/26/2020	\$518,000	\$510,472	\$510,472	101.47%
3088	R8390001040	2041	11/6/2020	\$852,600	\$840,128	\$840,128	101.48%
3089	R5457430450	2041	9/8/2021	\$387,100	\$381,424	\$381,424	101.49%
3090	R3746010095	2041	11/6/2020	\$384,700	\$379,005	\$379,005	101.50%
3091	R5953730370	2041	7/9/2021	\$320,000	\$315,229	\$315,229	101.51%
3092	R1754001526	2041	9/15/2021	\$441,000	\$434,338	\$434,338	101.53%
3093	R5350500190	2041	10/15/2020	\$545,500	\$537,143	\$537,143	101.56%
3094	R7074530430	2041	1/8/2021	\$322,900	\$317,949	\$317,949	101.56%
3095	R1071140280	2041	8/31/2021	\$308,300	\$303,451	\$303,451	101.60%
3096	R7569810120	1537	2/23/2021	\$725,800	\$714,358	\$714,358	101.60%
3097	R6122900100	2041	5/24/2021	\$541,100	\$532,563	\$532,563	101.60%
3098	R1292650612	2041	9/20/2021	\$499,200	\$491,303	\$491,303	101.61%
3099	R2847200470	1537	4/15/2021	\$508,000	\$499,885	\$499,885	101.62%
3100	R6793250160	2041	7/19/2021	\$368,300	\$362,322	\$362,322	101.65%
3101	R1525721590	2041	9/30/2021	\$422,800	\$415,931	\$415,931	101.65%
3102	R5125660420	2041	10/9/2020	\$794,300	\$781,001	\$781,001	101.70%
3103	R7334180005	2041	12/4/2020	\$313,100	\$307,817	\$307,817	101.72%
3104	R0998750090	2041	7/6/2021	\$365,700	\$359,510	\$359,510	101.72%
3105	R5538922270	2041	3/10/2021	\$1,003,500	\$986,414	\$986,414	101.73%
3106	R3610310660	1537	12/30/2020	\$498,400	\$489,899	\$489,899	101.74%
3107	R6026000085	2041	7/12/2021	\$597,000	\$586,808	\$586,808	101.74%
3108	R7626380540	2041	2/5/2021	\$436,600	\$428,983	\$428,983	101.78%
3109	R1608250245	2041	6/30/2021	\$388,200	\$381,415	\$381,415	101.78%
3110	R2733020175	2041	8/31/2021	\$326,000	\$320,265	\$320,265	101.79%
3111	R9322400120	2041	1/15/2021	\$336,700	\$330,719	\$330,719	101.81%
3112	R7451230180	2041	12/8/2020	\$395,400	\$388,369	\$388,369	101.81%
3113	R1387020005	2041	1/25/2021	\$321,200	\$315,467	\$315,467	101.82%
3114	R9322150885	2041	10/30/2020	\$420,100	\$412,602	\$412,602	101.82%
3115	R2825370920	2041	3/9/2021	\$603,300	\$592,393	\$592,393	101.84%
3116	R7909030710	2041	2/10/2021	\$667,600	\$655,466	\$655,466	101.85%
3117	MFLEE202720	65	10/10/2020	\$134,100	\$131,659	\$131,659	101.85%
3118	R8583770460	2041	1/28/2021	\$331,900	\$325,817	\$325,817	101.87%
3119	R0962140210	2041	10/13/2020	\$285,200	\$279,828	\$279,828	101.92%
3120	R1656360020	2041	10/27/2020	\$641,200	\$629,004	\$629,004	101.94%
3121	R3260210150	2041	7/2/2021	\$432,100	\$423,863	\$423,863	101.94%
3122	R8521440470	2041	7/28/2021	\$370,600	\$363,469	\$363,469	101.96%
3123	R7533430100	1537	10/5/2020	\$453,300	\$444,522	\$444,522	101.97%
3124	R8583760350	2041	10/20/2020	\$425,300	\$417,051	\$417,051	101.98%
3125	R9529190390	2041	10/21/2020	\$800,900	\$785,259	\$785,259	101.99%
3126	R5456501336	2041	12/10/2020	\$338,300	\$331,635	\$331,635	102.01%
3127	R9511770520	2041	12/21/2020	\$592,800	\$581,087	\$581,087	102.02%
3128	R8220840110	2041	8/26/2021	\$279,000	\$273,470	\$273,470	102.02%
3129	R7807670210	2041	5/20/2021	\$690,500	\$676,814	\$676,814	102.02%
3130	R5461270340	2041	6/18/2021	\$437,200	\$428,492	\$428,492	102.03%
3131	R2336002745	2041	2/18/2021	\$829,900	\$813,333	\$813,333	102.04%
3132	R7716750180	2041	11/13/2020	\$229,500	\$224,899	\$224,899	102.05%
3133	R6042250580	1537	4/20/2021	\$695,300	\$681,346	\$681,346	102.05%
3134	R6885620360	1537	10/16/2020	\$506,900	\$496,723	\$496,723	102.05%
3135	R1294360370	2041	5/28/2021	\$423,500	\$414,997	\$414,997	102.05%
3136	R8583770200	2041	12/23/2020	\$337,000	\$330,219	\$330,219	102.05%
3137	R8813880080	2041	12/31/2020	\$448,500	\$439,403	\$439,403	102.07%
3138	R4726000320	2041	2/12/2021	\$340,800	\$333,866	\$333,866	102.08%
3139	R8059180380	26	12/29/2020	\$1,161,800	\$1,138,132	\$1,138,132	102.08%
3140	R3610150710	1537	9/2/2021	\$673,200	\$659,334	\$659,334	102.10%
3141	R7284410080	2041	10/29/2020	\$1,732,600	\$1,696,891	\$1,696,891	102.10%
3142	R7335460160	2041	6/15/2021	\$270,500	\$264,680	\$264,680	102.20%
3143	R8763270340	2041	3/18/2021	\$622,100	\$608,497	\$608,497	102.24%
3144	R3046620060	2041	9/10/2021	\$300,100	\$293,536	\$293,536	102.24%
3145	R1281370250	2041	9/13/2021	\$287,200	\$280,861	\$280,861	102.26%
3146	R6042400240	1537	12/23/2020	\$577,300	\$564,548	\$564,548	102.26%
3147	R5461600630	2041	9/10/2021	\$339,200	\$331,706	\$331,706	102.26%

Boise Independent #1 - See Secondary Category(ies) Section below for details.

3148	R2039250560	2041	11/13/2020	\$1,134,200	\$1,108,806	\$1,108,806	102.29%
3149	R3581650050	26	10/9/2020	\$393,400	\$384,559	\$384,559	102.30%
3150	R5299001380	2041	8/27/2021	\$842,800	\$823,700	\$823,700	102.32%
3151	R3616360460	20	2/1/2021	\$365,000	\$356,720	\$356,720	102.32%
3152	R2024303530	2041	9/3/2021	\$413,400	\$404,020	\$404,020	102.32%
3153	R8763270310	2041	7/30/2021	\$548,400	\$535,957	\$535,957	102.32%
3154	R1079990120	2041	2/26/2021	\$578,400	\$565,164	\$565,164	102.34%
3155	R6885620120	1537	11/13/2020	\$570,500	\$557,436	\$557,436	102.34%
3156	R4844400030	2041	7/23/2021	\$367,500	\$359,084	\$359,084	102.34%
3157	R2734160060	2041	4/30/2021	\$540,300	\$527,915	\$527,915	102.35%
3158	R1578760090	2041	8/26/2021	\$349,900	\$341,848	\$341,848	102.36%
3159	R9380730360	26	11/9/2020	\$424,500	\$414,708	\$414,708	102.36%
3160	R5710420050	2041	5/11/2021	\$417,900	\$408,218	\$408,218	102.37%
3161	R7104001730	2041	2/25/2021	\$827,800	\$808,119	\$808,119	102.44%
3162	R1387010080	2041	5/28/2021	\$341,000	\$332,871	\$332,871	102.44%
3163	R2825370940	2041	3/15/2021	\$603,600	\$589,136	\$589,136	102.46%
3164	R1013009010	2041	7/16/2021	\$804,400	\$785,109	\$785,109	102.46%
3165	R5305700140	2041	3/11/2021	\$346,200	\$337,889	\$337,889	102.46%
3166	R8048630170	2041	11/24/2020	\$313,000	\$305,480	\$305,480	102.46%
3167	R3046620440	2041	7/20/2021	\$336,800	\$328,703	\$328,703	102.46%
3168	R1580800320	2041	7/16/2021	\$656,400	\$640,615	\$640,615	102.46%
3169	R9177220060	2041	7/16/2021	\$308,200	\$300,680	\$300,680	102.50%
3170	R9437690480	2041	8/16/2021	\$357,800	\$349,062	\$349,062	102.50%
3171	R1719590200	2041	11/23/2020	\$547,000	\$533,579	\$533,579	102.52%
3172	R9227680070	2041	9/15/2021	\$611,300	\$596,227	\$596,227	102.53%
3173	R2884060500	2041	10/9/2020	\$731,000	\$712,947	\$712,947	102.53%
3174	R1035210050	20	2/5/2021	\$386,900	\$377,300	\$377,300	102.54%
3175	R7626380220	2041	10/1/2020	\$485,400	\$473,352	\$473,352	102.55%
3176	R3050980070	2041	10/15/2020	\$549,800	\$536,068	\$536,068	102.56%
3177	R5207000865	2041	8/31/2021	\$739,400	\$720,596	\$720,596	102.61%
3178	R1388720170	2041	8/16/2021	\$466,500	\$454,592	\$454,592	102.62%
3179	R0539620150	2041	6/25/2021	\$436,900	\$425,746	\$425,746	102.62%
3180	R8499670030	2041	9/24/2021	\$301,400	\$293,701	\$293,701	102.62%
3181	R3482120240	2041	3/16/2021	\$1,044,700	\$1,018,004	\$1,018,004	102.62%
3182	R1080000090	1537	12/15/2020	\$404,100	\$393,599	\$393,599	102.67%
3183	R8048190070	1537	9/23/2021	\$622,200	\$605,972	\$605,972	102.68%
3184	R6120050025	2041	10/16/2020	\$319,500	\$311,149	\$311,149	102.68%
3185	R9322000060	2041	8/10/2021	\$502,900	\$489,755	\$489,755	102.68%
3186	R3616680025	2041	9/2/2021	\$1,416,100	\$1,378,607	\$1,378,607	102.72%
3187	R4207260191	26	1/22/2021	\$317,400	\$308,981	\$308,981	102.72%
3188	R1607720040	2041	5/5/2021	\$912,200	\$887,873	\$887,873	102.74%
3189	R1088110400	2041	3/25/2021	\$441,900	\$429,843	\$429,843	102.80%
3190	R2343180040	2041	9/22/2021	\$351,000	\$341,320	\$341,320	102.84%
3191	R1342100245	2041	9/7/2021	\$337,500	\$328,156	\$328,156	102.85%
3192	R7626380580	2041	11/10/2020	\$518,000	\$503,486	\$503,486	102.88%
3193	R6052960130	1537	11/18/2020	\$367,400	\$357,044	\$357,044	102.90%
3194	R1525640850	2041	1/8/2021	\$332,300	\$322,917	\$322,917	102.91%
3195	R6042370040	1537	8/16/2021	\$697,600	\$677,829	\$677,829	102.92%
3196	R0843350220	2041	9/28/2021	\$536,200	\$520,870	\$520,870	102.94%
3197	R3610290495	1537	12/15/2020	\$1,359,400	\$1,320,462	\$1,320,462	102.95%
3198	R2825370280	2041	3/5/2021	\$719,100	\$698,388	\$698,388	102.97%
3199	MFLEE212707	65	5/3/2021	\$165,400	\$160,608	\$160,608	102.98%
3200	R9511770500	2041	11/13/2020	\$554,600	\$538,427	\$538,427	103.00%
3201	R1607691250	1537	9/22/2021	\$452,600	\$439,400	\$439,400	103.00%
3202	R8074420510	2041	9/23/2021	\$272,900	\$264,887	\$264,887	103.02%
3203	R7909030860	2041	5/13/2021	\$620,600	\$602,344	\$602,344	103.03%
3204	R7074630170	2041	12/29/2020	\$538,700	\$522,839	\$522,839	103.03%
3205	R7909510150	2041	2/9/2021	\$305,200	\$296,196	\$296,196	103.04%
3206	R1240180190	2041	10/9/2020	\$228,700	\$221,932	\$221,932	103.05%
3207	R2825370140	2041	8/23/2021	\$691,800	\$671,282	\$671,282	103.06%
3208	R8131430020	2041	3/12/2021	\$288,000	\$279,440	\$279,440	103.06%
3209	R1516350020	2041	3/31/2021	\$530,900	\$515,114	\$515,114	103.06%
3210	R8227280300	2041	9/10/2021	\$703,200	\$682,273	\$682,273	103.07%
3211	R2884060590	2041	8/27/2021	\$1,072,700	\$1,040,674	\$1,040,674	103.08%
3212	R8048013610	2041	2/16/2021	\$390,400	\$378,656	\$378,656	103.10%
3213	R1943002639	2041	2/8/2021	\$595,200	\$577,195	\$577,195	103.12%
3214	R0573410110	2041	5/27/2021	\$455,400	\$441,613	\$441,613	103.12%
3215	R2082151200	15	3/26/2021	\$594,000	\$576,000	\$576,000	103.13%
3216	R2759120060	2041	4/19/2021	\$504,400	\$488,996	\$488,996	103.15%
3217	MFLEE212414	65	7/2/2021	\$96,600	\$93,639	\$93,639	103.16%
3218	R8222150110	2041	11/20/2020	\$294,900	\$285,818	\$285,818	103.18%
3219	R8583770660	2041	2/11/2021	\$331,900	\$321,654	\$321,654	103.19%
3220	R7335540410	2041	6/16/2021	\$398,700	\$386,352	\$386,352	103.20%
3221	R8511280850	26	7/30/2021	\$604,200	\$585,430	\$585,430	103.21%
3222	R2919020580	2041	9/27/2021	\$290,200	\$281,177	\$281,177	103.21%

3/30/2022 3:04 PM

Boise Independent #1 - See Secondary Category(ies) Section below for details.

3223	R1035220380	20	5/1/2021	\$380,000	\$368,000	\$368,000	103.26%
3224	R7476840010	26	9/9/2021	\$410,000	\$397,035	\$397,035	103.27%
3225	R6885620560	1537	11/6/2020	\$549,800	\$532,397	\$532,397	103.27%
3226	R9462500118	2041	5/13/2021	\$356,800	\$345,462	\$345,462	103.28%
3227	R1516270080	2041	2/5/2021	\$491,100	\$475,464	\$475,464	103.29%
3228	R7909010200	2041	2/5/2021	\$409,200	\$396,059	\$396,059	103.32%
3229	R1342100415	2041	10/12/2020	\$381,800	\$369,497	\$369,497	103.33%
3230	R7923260080	2041	8/30/2021	\$364,400	\$352,615	\$352,615	103.34%
3231	S1014110030	2041	11/20/2020	\$1,020,400	\$987,371	\$987,371	103.35%
3232	R2940720050	26	8/19/2021	\$364,000	\$352,149	\$352,149	103.37%
3233	R7824100700	15	2/19/2021	\$405,200	\$392,000	\$392,000	103.37%
3234	R6120510090	2041	9/8/2021	\$681,900	\$659,683	\$659,683	103.37%
3235	R7705710110	2041	2/17/2021	\$393,600	\$380,702	\$380,702	103.39%
3236	R7569180220	26	2/5/2021	\$235,400	\$227,564	\$227,564	103.44%
3237	R5305700360	2041	2/17/2021	\$351,800	\$339,998	\$339,998	103.47%
3238	R3369390190	20	4/8/2021	\$320,000	\$309,260	\$309,260	103.47%
3239	R6045250112	2041	10/29/2020	\$466,400	\$450,737	\$450,737	103.48%
3240	R6885620440	1537	10/9/2020	\$567,500	\$548,429	\$548,429	103.48%
3241	R2887400370	2041	10/16/2020	\$438,700	\$423,953	\$423,953	103.48%
3242	R7858010430	2041	10/23/2020	\$320,400	\$309,581	\$309,581	103.49%
3243	R6793250310	2041	4/26/2021	\$372,600	\$359,897	\$359,897	103.53%
3244	R3239500295	2041	8/4/2021	\$309,100	\$298,555	\$298,555	103.53%
3245	R5125660600	2041	5/27/2021	\$651,900	\$629,626	\$629,626	103.54%
3246	R9351910180	2041	4/27/2021	\$443,800	\$428,334	\$428,334	103.61%
3247	R1525722060	2041	9/13/2021	\$491,900	\$474,694	\$474,694	103.62%
3248	R6042401880	1537	2/17/2021	\$531,100	\$512,392	\$512,392	103.65%
3249	R1096170015	2041	8/31/2021	\$365,200	\$352,291	\$352,291	103.66%
3250	R7879270390	2041	11/16/2020	\$1,443,700	\$1,392,624	\$1,392,624	103.67%
3251	R8308000060	26	4/2/2021	\$477,900	\$460,820	\$460,820	103.71%
3252	R5935000054	2041	10/30/2020	\$840,900	\$810,581	\$810,581	103.74%
3253	R2024380660	2041	8/30/2021	\$440,700	\$424,741	\$424,741	103.76%
3254	R1525700540	2041	3/31/2021	\$306,000	\$294,878	\$294,878	103.77%
3255	R5130001229	2041	9/10/2021	\$308,800	\$297,503	\$297,503	103.80%
3256	R3239010280	2041	9/30/2021	\$322,600	\$310,780	\$310,780	103.80%
3257	R5305700160	2041	3/10/2021	\$346,300	\$333,502	\$333,502	103.84%
3258	R1642120050	1537	12/30/2020	\$366,200	\$352,647	\$352,647	103.84%
3259	R7104000940	2041	7/21/2021	\$794,300	\$764,883	\$764,883	103.85%
3260	R1088110320	2041	4/5/2021	\$441,900	\$425,521	\$425,521	103.85%
3261	R9380730320	26	9/20/2021	\$424,500	\$408,765	\$408,765	103.85%
3262	R6042370260	1537	9/23/2021	\$911,800	\$877,993	\$877,993	103.85%
3263	R0573410090	2041	12/9/2020	\$488,400	\$469,823	\$469,823	103.95%
3264	R6042250080	1537	5/28/2021	\$690,400	\$664,139	\$664,139	103.95%
3265	R74467700510	2041	4/27/2021	\$425,200	\$409,007	\$409,007	103.96%
3266	R6042400320	1537	1/19/2021	\$592,300	\$569,706	\$569,706	103.97%
3267	R7100700030	2041	5/7/2021	\$408,400	\$392,797	\$392,797	103.97%
3268	R9303780620	2041	2/5/2021	\$503,500	\$484,179	\$484,179	103.99%
3269	R4221310092	1537	9/1/2021	\$357,700	\$343,969	\$343,969	103.99%
3270	R2024330175	2041	8/27/2021	\$480,600	\$462,076	\$462,076	104.01%
3271	R5305700120	2041	3/12/2021	\$346,300	\$332,890	\$332,890	104.03%
3272	R1431970360	26	11/2/2020	\$521,700	\$501,389	\$501,389	104.05%
3273	R1431970020	26	10/7/2020	\$388,500	\$373,362	\$373,362	104.05%
3274	R8442260200	20	12/2/2020	\$249,700	\$239,918	\$239,918	104.08%
3275	R5211710740	2041	7/27/2021	\$375,200	\$360,495	\$360,495	104.08%
3276	R9238340200	2041	4/9/2021	\$537,900	\$516,813	\$516,813	104.08%
3277	R7626380620	2041	1/29/2021	\$457,800	\$439,839	\$439,839	104.08%
3278	R0389320030	1537	7/23/2021	\$336,900	\$323,649	\$323,649	104.09%
3279	R8230020140	2041	1/5/2021	\$529,000	\$508,129	\$508,129	104.11%
3280	R1943002820	2041	6/3/2021	\$479,600	\$460,504	\$460,504	104.15%
3281	R2037780080	2041	8/9/2021	\$706,300	\$678,117	\$678,117	104.16%
3282	R0823650010	2041	2/18/2021	\$259,200	\$248,775	\$248,775	104.19%
3283	R3719500070	2041	1/14/2021	\$442,800	\$424,895	\$424,895	104.21%
3284	R9511770780	2041	4/1/2021	\$518,100	\$497,149	\$497,149	104.21%
3285	R3053000260	2041	6/2/2021	\$477,700	\$458,318	\$458,318	104.23%
3286	R9749730040	2041	10/5/2020	\$655,600	\$628,836	\$628,836	104.26%
3287	R1035220520	20	4/22/2021	\$490,000	\$469,906	\$469,906	104.28%
3288	R1525750310	2041	9/20/2021	\$420,100	\$402,869	\$402,869	104.28%
3289	R0359670180	2041	7/16/2021	\$365,800	\$350,793	\$350,793	104.28%
3290	R1126002655	2041	6/25/2021	\$790,300	\$757,827	\$757,827	104.28%
3291	R9322420130	2041	7/27/2021	\$349,300	\$334,864	\$334,864	104.31%
3292	R9242740020	2041	8/6/2021	\$384,800	\$368,668	\$368,668	104.38%
3293	R9227970370	2041	10/16/2020	\$491,800	\$471,178	\$471,178	104.38%
3294	R1035130290	2041	7/19/2021	\$608,600	\$583,046	\$583,046	104.38%
3295	R7638150020	2041	6/4/2021	\$539,300	\$516,506	\$516,506	104.41%
3296	R1317410300	2041	6/4/2021	\$365,300	\$349,835	\$349,835	104.42%
3297	R8583770480	2041	2/24/2021	\$331,900	\$317,835	\$317,835	104.43%

Boise Independent #1 - See Secondary Category(ies) Section below for details.

3298	R7909000440	2041	9/29/2021	\$500,700	\$479,462	\$479,462	104.43%
3299	R7334180042	2041	7/30/2021	\$387,500	\$371,047	\$371,047	104.43%
3300	R6042370680	1537	9/28/2021	\$651,900	\$624,186	\$624,186	104.44%
3301	R1088110540	2041	3/9/2021	\$427,600	\$409,409	\$409,409	104.44%
3302	R8378010030	2041	4/26/2021	\$277,200	\$265,334	\$265,334	104.47%
3303	R3610310670	1537	11/19/2020	\$542,400	\$519,106	\$519,106	104.49%
3304	R8930000263	2041	8/25/2021	\$442,500	\$423,476	\$423,476	104.49%
3305	R0819650390	2041	8/25/2021	\$328,100	\$313,984	\$313,984	104.50%
3306	R9235720060	2041	4/20/2021	\$364,100	\$348,316	\$348,316	104.53%
3307	R3581660120	26	9/17/2021	\$329,600	\$315,302	\$315,302	104.53%
3308	MFLEE212417	65	6/4/2021	\$96,600	\$92,408	\$92,408	104.54%
3309	R5461600050	2041	6/8/2021	\$321,000	\$307,037	\$307,037	104.55%
3310	R7626380560	2041	1/6/2021	\$514,100	\$491,736	\$491,736	104.55%
3311	MFLEE952603	65	11/20/2020	\$70,000	\$66,950	\$66,950	104.56%
3312	R2024301763	2041	3/3/2021	\$420,100	\$401,744	\$401,744	104.57%
3313	R8115150160	2041	9/24/2021	\$335,800	\$321,113	\$321,113	104.57%
3314	R1088110340	2041	4/15/2021	\$441,900	\$422,539	\$422,539	104.58%
3315	R5125510140	2041	8/26/2021	\$328,100	\$313,615	\$313,615	104.62%
3316	R5130003142	2041	10/13/2020	\$383,600	\$366,657	\$366,657	104.62%
3317	R1754001836	2041	3/3/2021	\$504,500	\$482,206	\$482,206	104.62%
3318	R8464630020	1537	5/12/2021	\$715,200	\$683,580	\$683,580	104.63%
3319	R9323650040	2041	4/5/2021	\$734,200	\$701,711	\$701,711	104.63%
3320	R7335570630	2041	11/10/2020	\$439,000	\$419,572	\$419,572	104.63%
3321	R1073800235	1537	12/2/2020	\$838,100	\$800,768	\$800,768	104.66%
3322	R1525721780	2041	9/20/2021	\$419,600	\$400,904	\$400,904	104.66%
3323	R8223000240	1537	7/23/2021	\$564,600	\$539,414	\$539,414	104.67%
3324	R7335520080	2041	8/20/2021	\$338,700	\$323,518	\$323,518	104.69%
3325	R6042371300	1537	9/14/2021	\$566,100	\$540,654	\$540,654	104.71%
3326	R3482110010	2041	1/28/2021	\$999,000	\$954,028	\$954,028	104.71%
3327	R6042401900	1537	1/29/2021	\$540,900	\$516,443	\$516,443	104.74%
3328	R0773000050	2041	1/14/2021	\$393,300	\$375,489	\$375,489	104.74%
3329	R7626380600	2041	11/23/2020	\$494,000	\$471,597	\$471,597	104.75%
3330	R5136830280	2041	8/4/2021	\$361,100	\$344,723	\$344,723	104.75%
3331	R9534180140	2041	8/31/2021	\$402,600	\$384,318	\$384,318	104.76%
3332	R7334180020	2041	9/3/2021	\$230,100	\$219,576	\$219,576	104.79%
3333	R2024250475	2041	9/10/2021	\$349,300	\$333,203	\$333,203	104.83%
3334	R1754001832	2041	2/23/2021	\$504,500	\$481,001	\$481,001	104.89%
3335	R9227670040	2041	11/13/2020	\$834,000	\$794,993	\$794,993	104.91%
3336	R5861400030	26	8/25/2021	\$257,700	\$245,552	\$245,552	104.95%
3337	R6284130315	2041	10/15/2020	\$363,200	\$345,920	\$345,920	105.00%
3338	R1088110300	2041	3/26/2021	\$427,600	\$407,231	\$407,231	105.00%
3339	R7133460710	26	11/13/2020	\$296,600	\$282,432	\$282,432	105.02%
3340	R1525790130	2041	11/4/2020	\$478,500	\$455,642	\$455,642	105.02%
3341	R9441000053	2041	7/1/2021	\$753,300	\$717,249	\$717,249	105.03%
3342	R1955000435	2041	11/2/2020	\$384,200	\$365,607	\$365,607	105.09%
3343	R5211700410	2041	10/29/2020	\$334,400	\$318,167	\$318,167	105.10%
3344	R6876250395	2041	12/7/2020	\$839,300	\$798,121	\$798,121	105.16%
3345	R5315002558	2041	4/7/2021	\$507,000	\$482,056	\$482,056	105.17%
3346	R4548530265	2041	1/7/2021	\$392,300	\$372,939	\$372,939	105.19%
3347	R3046502960	2041	5/11/2021	\$415,500	\$394,906	\$394,906	105.21%
3348	R7340310040	2041	3/2/2021	\$379,100	\$360,284	\$360,284	105.22%
3349	R8378010005	2041	6/15/2021	\$253,300	\$240,618	\$240,618	105.27%
3350	R1431970390	26	3/10/2021	\$554,000	\$526,088	\$526,088	105.31%
3351	R3817000098	2041	9/7/2021	\$636,800	\$604,603	\$604,603	105.33%
3352	R5457250110	2041	9/21/2021	\$504,600	\$479,072	\$479,072	105.33%
3353	R5135350170	2041	7/21/2021	\$374,100	\$355,005	\$355,005	105.38%
3354	R1088110480	2041	3/19/2021	\$427,600	\$405,665	\$405,665	105.41%
3355	R7596250100	2041	8/2/2021	\$459,400	\$435,808	\$435,808	105.41%
3356	R6042402080	1537	1/26/2021	\$542,900	\$514,751	\$514,751	105.47%
3357	R1954700390	2041	12/17/2020	\$369,000	\$349,787	\$349,787	105.49%
3358	R1342000340	2041	10/30/2020	\$430,400	\$407,940	\$407,940	105.51%
3359	R1580700033	2041	9/9/2021	\$344,400	\$326,363	\$326,363	105.53%
3360	R1955061282	2041	6/11/2021	\$736,400	\$697,773	\$697,773	105.54%
3361	R2348750340	2041	4/19/2021	\$764,600	\$724,438	\$724,438	105.54%
3362	R8763270512	2041	8/2/2021	\$577,200	\$546,734	\$546,734	105.57%
3363	R7704540185	2041	9/23/2021	\$401,400	\$380,202	\$380,202	105.58%
3364	R03566001206	2041	7/30/2021	\$500,600	\$474,115	\$474,115	105.59%
3365	R0306000066	2041	10/30/2020	\$326,700	\$309,398	\$309,398	105.59%
3366	R7777800305	2041	12/24/2020	\$393,500	\$372,629	\$372,629	105.60%
3367	R7899500020	2041	7/14/2021	\$367,600	\$348,091	\$348,091	105.60%
3368	R3616760560	2041	12/8/2020	\$825,900	\$782,054	\$782,054	105.61%
3369	R7596250060	2041	6/1/2021	\$459,800	\$435,237	\$435,237	105.64%
3370	R8048240430	1537	3/15/2021	\$345,800	\$327,298	\$327,298	105.65%
3371	R4769360170	2041	10/2/2020	\$310,100	\$293,433	\$293,433	105.68%
3372	R2690400080	2041	3/16/2021	\$986,200	\$933,031	\$933,031	105.70%

3/30/2022 3:04 PM

Boise Independent #1 - See Secondary Category(ies) Section below for details.

3373	R8442250160	2041	4/21/2021	\$430,000	\$406,748	\$406,748	105.72%
3374	R5125640320	2041	5/10/2021	\$509,500	\$481,873	\$481,873	105.73%
3375	R6042250600	1537	1/14/2021	\$831,600	\$786,372	\$786,372	105.75%
3376	R9351910120	2041	7/30/2021	\$357,500	\$338,036	\$338,036	105.76%
3377	R3238460120	2041	11/10/2020	\$443,800	\$419,572	\$419,572	105.77%
3378	R0364270270	2041	9/3/2021	\$310,000	\$293,034	\$293,034	105.79%
3379	R5300530200	2041	7/23/2021	\$518,000	\$489,622	\$489,622	105.80%
3380	R6042250650	1537	12/15/2020	\$781,500	\$738,458	\$738,458	105.83%
3381	R5305700040	2041	3/31/2021	\$346,200	\$327,130	\$327,130	105.83%
3382	R6045250100	2041	7/9/2021	\$429,300	\$405,510	\$405,510	105.87%
3383	R7596250040	2041	6/10/2021	\$459,800	\$434,243	\$434,243	105.89%
3384	R8048670390	2041	9/8/2021	\$660,700	\$623,838	\$623,838	105.91%
3385	R7334000308	2041	7/15/2021	\$540,100	\$509,954	\$509,954	105.91%
3386	R8222590370	2041	11/6/2020	\$472,800	\$446,384	\$446,384	105.92%
3387	R8043000456	2041	7/30/2021	\$458,600	\$432,888	\$432,888	105.94%
3388	R7704530025	2041	10/30/2020	\$421,000	\$397,344	\$397,344	105.95%
3389	R7073150070	2041	7/14/2021	\$372,500	\$351,438	\$351,438	105.99%
3390	R6120230020	2041	4/16/2021	\$308,000	\$290,575	\$290,575	106.00%
3391	R7696810230	26	4/15/2021	\$308,300	\$290,842	\$290,842	106.00%
3392	R5601000054	2041	8/24/2021	\$982,400	\$926,701	\$926,701	106.01%
3393	R1342000565	2041	3/31/2021	\$427,900	\$403,614	\$403,614	106.02%
3394	R3558800040	2041	6/11/2021	\$823,000	\$776,262	\$776,262	106.02%
3395	R2039251020	2041	11/10/2020	\$589,600	\$555,933	\$555,933	106.06%
3396	R1624000965	2041	3/5/2021	\$215,300	\$202,910	\$202,910	106.11%
3397	R3482120320	2041	5/28/2021	\$937,300	\$882,921	\$882,921	106.16%
3398	R3369390140	20	6/14/2021	\$410,000	\$386,100	\$386,100	106.19%
3399	R5457430817	2041	9/30/2021	\$434,400	\$408,921	\$408,921	106.23%
3400	R5098230045	2041	6/23/2021	\$906,300	\$853,057	\$853,057	106.24%
3401	R6114500320	2041	7/27/2021	\$403,300	\$379,512	\$379,512	106.27%
3402	R1624002847	2041	9/10/2021	\$505,900	\$476,004	\$476,004	106.28%
3403	R2847220070	1537	10/26/2020	\$537,000	\$505,155	\$505,155	106.30%
3404	R6641120020	2041	9/15/2021	\$1,590,900	\$1,496,490	\$1,496,490	106.31%
3405	R3482120360	2041	2/26/2021	\$1,079,800	\$1,015,585	\$1,015,585	106.32%
3406	R4432510262	2041	6/28/2021	\$559,800	\$526,387	\$526,387	106.35%
3407	R6042250850	1537	11/18/2020	\$850,400	\$799,461	\$799,461	106.37%
3408	R2082151100	15	4/9/2021	\$582,000	\$547,080	\$547,080	106.38%
3409	R3369411000	20	4/26/2021	\$475,000	\$446,500	\$446,500	106.38%
3410	R0306000085	2041	9/20/2021	\$326,200	\$306,573	\$306,573	106.40%
3411	R2336002230	2041	8/6/2021	\$632,300	\$594,253	\$594,253	106.40%
3412	R4221301350	1537	9/15/2021	\$600,800	\$564,639	\$564,639	106.40%
3413	R9511770940	2041	12/18/2020	\$495,700	\$465,853	\$465,853	106.41%
3414	R0573410290	2041	9/13/2021	\$442,100	\$415,357	\$415,357	106.44%
3415	R5611010140	26	10/30/2020	\$372,100	\$349,557	\$349,557	106.45%
3416	R1580920185	2041	9/23/2021	\$521,800	\$489,951	\$489,951	106.50%
3417	R1077500190	2041	7/22/2021	\$336,200	\$315,640	\$315,640	106.51%
3418	R1132250165	2041	9/16/2021	\$840,400	\$788,979	\$788,979	106.52%
3419	R5456500200	2041	7/7/2021	\$340,900	\$320,019	\$320,019	106.52%
3420	R1516260005	2041	11/30/2020	\$356,700	\$334,696	\$334,696	106.57%
3421	R1088110440	2041	3/31/2021	\$427,600	\$401,218	\$401,218	106.58%
3422	S0633417710	2041	7/9/2021	\$421,100	\$395,087	\$395,087	106.58%
3423	R6042250800	1537	11/4/2020	\$898,300	\$842,727	\$842,727	106.59%
3424	R5864320620	2041	10/21/2020	\$446,600	\$418,805	\$418,805	106.64%
3425	R6641120160	2041	11/13/2020	\$1,062,600	\$995,833	\$995,833	106.70%
3426	R9227870110	2041	7/14/2021	\$616,100	\$577,363	\$577,363	106.71%
3427	R1955001245	2041	5/4/2021	\$324,100	\$303,673	\$303,673	106.73%
3428	R8267520070	2041	10/22/2020	\$331,600	\$310,613	\$310,613	106.76%
3429	R1943000020	2041	4/29/2021	\$641,800	\$601,169	\$601,169	106.76%
3430	R2024304733	2041	7/8/2021	\$271,400	\$254,098	\$254,098	106.81%
3431	R1523280160	2041	9/20/2021	\$379,600	\$355,311	\$355,311	106.84%
3432	MFLEE212402	65	1/4/2021	\$97,300	\$91,000	\$91,000	106.92%
3433	R9351910480	2041	5/28/2021	\$434,300	\$405,981	\$405,981	106.98%
3434	R2825370540	2041	9/7/2021	\$694,300	\$649,000	\$649,000	106.98%
3435	R2039251810	2041	5/11/2021	\$583,900	\$545,769	\$545,769	106.99%
3436	R1342100410	2041	4/2/2021	\$457,600	\$427,707	\$427,707	106.99%
3437	R3482100740	2041	10/8/2020	\$1,275,600	\$1,192,245	\$1,192,245	106.99%
3438	S0612323400	1234	10/2/2020	\$1,366,800	\$1,277,451	\$1,277,451	106.99%
3439	R5130002130	2041	12/9/2020	\$324,600	\$303,342	\$303,342	107.01%
3440	R6121320120	2041	9/21/2021	\$611,200	\$571,117	\$571,117	107.02%
3441	R3856000560	2041	11/30/2020	\$573,100	\$535,513	\$535,513	107.02%
3442	MFLEE211503	65	4/13/2021	\$87,800	\$82,035	\$82,035	107.03%
3443	R0963530130	2041	8/16/2021	\$325,900	\$304,414	\$304,414	107.06%
3444	MFLEE203003	65	4/19/2021	\$168,200	\$157,098	\$157,098	107.07%
3445	R7284760170	2041	9/17/2021	\$970,700	\$906,493	\$906,493	107.08%
3446	R9511770820	2041	5/26/2021	\$569,000	\$531,298	\$531,298	107.10%
3447	R3856001950	2041	12/16/2020	\$706,500	\$659,625	\$659,625	107.11%

Boise Independent #1 - See Secondary Category(ies) Section below for details.

3448	R8393770050	2041	8/20/2021	\$441,900	\$412,485	\$412,485	107.13%
3449	R7596250080	2041	6/23/2021	\$459,800	\$429,088	\$429,088	107.16%
3450	R7909070920	2041	9/7/2021	\$555,400	\$518,288	\$518,288	107.16%
3451	R6042401080	1537	3/25/2021	\$546,100	\$509,529	\$509,529	107.18%
3452	R6107650100	2041	7/14/2021	\$394,600	\$368,173	\$368,173	107.18%
3453	R8227280240	2041	12/18/2020	\$781,700	\$729,320	\$729,320	107.18%
3454	R6876120076	2041	8/6/2021	\$360,100	\$335,898	\$335,898	107.21%
3455	R5125250162	2041	4/7/2021	\$540,200	\$503,572	\$503,572	107.27%
3456	R0573410100	2041	4/30/2021	\$502,900	\$468,615	\$468,615	107.32%
3457	R7958770140	26	8/27/2021	\$681,500	\$634,852	\$634,852	107.35%
3458	R9227730025	2041	8/20/2021	\$508,000	\$473,064	\$473,064	107.39%
3459	R7909000430	2041	9/23/2021	\$392,300	\$365,308	\$365,308	107.39%
3460	R8036370270	2041	2/26/2021	\$359,200	\$334,349	\$334,349	107.43%
3461	R1095490120	2041	3/31/2021	\$732,600	\$681,904	\$681,904	107.43%
3462	R7909990290	2041	10/12/2020	\$428,300	\$398,583	\$398,583	107.46%
3463	R5136910080	2041	8/31/2021	\$382,900	\$356,295	\$356,295	107.47%
3464	R7476550020	2041	9/23/2021	\$421,300	\$391,961	\$391,961	107.49%
3465	R8532550100	2041	8/23/2021	\$606,800	\$564,517	\$564,517	107.49%
3466	R7104000970	2041	2/16/2021	\$334,900	\$311,552	\$311,552	107.49%
3467	R1525750390	2041	9/24/2021	\$397,800	\$370,063	\$370,063	107.50%
3468	R2825370200	2041	8/24/2021	\$726,700	\$675,928	\$675,928	107.51%
3469	R6733660070	2041	5/27/2021	\$460,800	\$428,496	\$428,496	107.54%
3470	MCHAM942752	65	12/9/2020	\$52,400	\$48,720	\$48,720	107.55%
3471	R6635500302	2041	4/2/2021	\$420,500	\$390,915	\$390,915	107.57%
3472	R5125520235	2041	9/10/2021	\$529,300	\$491,871	\$491,871	107.61%
3473	R4737660300	2041	9/8/2021	\$491,800	\$457,010	\$457,010	107.61%
3474	R6042250970	1537	8/30/2021	\$1,250,800	\$1,162,027	\$1,162,027	107.64%
3475	R1077520220	2041	9/15/2021	\$457,800	\$425,256	\$425,256	107.65%
3476	R8222870020	1537	4/16/2021	\$352,100	\$326,897	\$326,897	107.71%
3477	R6042401360	1537	2/17/2021	\$541,500	\$502,719	\$502,719	107.71%
3478	R7598000008	2041	9/10/2021	\$299,200	\$277,661	\$277,661	107.76%
3479	R9511770880	2041	5/28/2021	\$564,800	\$524,119	\$524,119	107.76%
3480	R7569180280	26	3/12/2021	\$237,700	\$220,364	\$220,364	107.87%
3481	R7780511042	2041	12/31/2020	\$345,700	\$320,294	\$320,294	107.93%
3482	R5456500636	2041	3/19/2021	\$442,500	\$409,951	\$409,951	107.94%
3483	R3581670100	2041	11/6/2020	\$1,057,000	\$979,096	\$979,096	107.96%
3484	R7569500431	2041	9/10/2021	\$364,200	\$337,170	\$337,170	108.02%
3485	R1088110380	2041	4/15/2021	\$427,600	\$395,727	\$395,727	108.05%
3486	R2336001770	2041	8/6/2021	\$662,400	\$612,809	\$612,809	108.09%
3487	MFLEE192709	65	11/20/2020	\$96,900	\$89,610	\$89,610	108.14%
3488	R8123002020	2041	3/15/2021	\$363,100	\$335,714	\$335,714	108.16%
3489	R8222590360	2041	12/8/2020	\$494,400	\$456,965	\$456,965	108.19%
3490	R5456500640	2041	3/26/2021	\$441,800	\$408,342	\$408,342	108.19%
3491	R1297550070	2041	9/20/2021	\$310,400	\$286,843	\$286,843	108.21%
3492	R8394770010	2041	7/16/2021	\$577,400	\$533,122	\$533,122	108.31%
3493	R3958360040	2041	5/26/2021	\$554,600	\$512,042	\$512,042	108.31%
3494	R9511770840	2041	6/16/2021	\$530,100	\$489,294	\$489,294	108.34%
3495	R1525690220	2041	10/2/2020	\$430,100	\$396,825	\$396,825	108.39%
3496	R1542500025	2041	7/7/2021	\$346,800	\$319,935	\$319,935	108.40%
3497	R0308000015	2041	12/23/2020	\$276,600	\$255,100	\$255,100	108.43%
3498	R2825370320	2041	3/31/2021	\$729,500	\$672,689	\$672,689	108.45%
3499	R8992000124	2041	8/13/2021	\$772,700	\$712,260	\$712,260	108.49%
3500	R2039251190	2041	7/21/2021	\$496,200	\$457,267	\$457,267	108.51%
3501	R7684420090	2041	9/30/2021	\$320,800	\$295,475	\$295,475	108.57%
3502	R3729000150	2041	12/15/2020	\$645,200	\$594,208	\$594,208	108.58%
3503	R8860150070	2041	9/10/2021	\$396,300	\$364,937	\$364,937	108.59%
3504	R6042400460	1537	3/2/2021	\$605,700	\$557,701	\$557,701	108.61%
3505	R4671520050	2041	7/30/2021	\$523,900	\$482,361	\$482,361	108.61%
3506	R8226680100	2041	9/7/2021	\$432,400	\$397,765	\$397,765	108.71%
3507	R9511770800	2041	5/25/2021	\$564,800	\$519,474	\$519,474	108.73%
3508	R2336001215	2041	5/20/2021	\$668,000	\$614,326	\$614,326	108.74%
3509	R1625503350	2041	9/10/2021	\$516,800	\$475,211	\$475,211	108.75%
3510	R2904320040	2041	12/31/2020	\$345,100	\$317,291	\$317,291	108.76%
3511	R4694500020	2041	4/15/2021	\$949,100	\$872,526	\$872,526	108.78%
3512	R0523800100	1537	12/18/2020	\$882,700	\$810,355	\$810,355	108.93%
3513	R7702800140	26	8/31/2021	\$323,600	\$297,046	\$297,046	108.94%
3514	R2825370240	2041	1/21/2021	\$759,500	\$697,074	\$697,074	108.96%
3515	R5098220120	2041	12/4/2020	\$535,100	\$490,968	\$490,968	108.99%
3516	S0629325417	2041	5/20/2021	\$652,300	\$598,483	\$598,483	108.99%
3517	S1007223188	2048	11/20/2020	\$345,600	\$316,998	\$316,998	109.02%
3518	R8074420550	2041	1/18/2021	\$279,100	\$255,971	\$255,971	109.04%
3519	R8390000530	2041	8/17/2021	\$725,200	\$664,960	\$664,960	109.06%
3520	R9516000045	2041	9/28/2021	\$666,400	\$610,998	\$610,998	109.07%
3521	R7638150040	2041	8/2/2021	\$529,200	\$485,145	\$485,145	109.08%
3522	R1073790330	1537	6/29/2021	\$600,600	\$550,591	\$550,591	109.08%

Boise Independent #1 - See Secondary Category(ies) Section below for details.

3523	R7100700500	2041	9/24/2021	\$363,100	\$332,861	\$332,861	109.08%
3524	R7100700080	2041	8/30/2021	\$306,100	\$280,489	\$280,489	109.13%
3525	R6042250190	1537	4/13/2021	\$728,400	\$667,312	\$667,312	109.15%
3526	R1440710011	2041	5/14/2021	\$376,900	\$345,145	\$345,145	109.20%
3527	R6206600105	2041	8/30/2021	\$436,800	\$399,898	\$399,898	109.23%
3528	R7334180033	2041	5/17/2021	\$274,900	\$251,527	\$251,527	109.29%
3529	R3616360360	20	10/30/2020	\$400,000	\$365,700	\$365,700	109.38%
3530	R3616700260	2041	6/28/2021	\$887,200	\$810,936	\$810,936	109.40%
3531	MFLEE142805	65	10/9/2020	\$102,900	\$94,050	\$94,050	109.41%
3532	R3268510050	2041	9/3/2021	\$415,500	\$379,667	\$379,667	109.44%
3533	R4303000230	2041	7/20/2021	\$727,200	\$664,062	\$664,062	109.51%
3534	R4303000140	2041	9/28/2021	\$333,300	\$304,329	\$304,329	109.52%
3535	R2861870380	2041	7/30/2021	\$347,700	\$317,451	\$317,451	109.53%
3536	R7909970290	2041	10/13/2020	\$365,000	\$333,103	\$333,103	109.58%
3537	R6042250680	1537	1/14/2021	\$824,500	\$752,346	\$752,346	109.59%
3538	R1126001635	2041	9/3/2021	\$568,800	\$518,998	\$518,998	109.60%
3539	R5457760050	1537	11/12/2020	\$478,100	\$436,077	\$436,077	109.64%
3540	R2039180240	2041	12/24/2020	\$353,600	\$322,360	\$322,360	109.69%
3541	R2825370360	2041	5/4/2021	\$720,100	\$656,469	\$656,469	109.69%
3542	R9511770900	2041	5/11/2021	\$528,100	\$481,431	\$481,431	109.69%
3543	R1525700110	2041	9/30/2021	\$304,200	\$277,287	\$277,287	109.71%
3544	R1525770560	2041	8/25/2021	\$495,700	\$451,654	\$451,654	109.75%
3545	R5646020100	2041	9/30/2021	\$330,100	\$300,654	\$300,654	109.79%
3546	R3482110050	2041	10/19/2020	\$1,075,300	\$979,366	\$979,366	109.80%
3547	R6042401420	1537	3/1/2021	\$515,000	\$468,790	\$468,790	109.86%
3548	R1580261176	2041	6/30/2021	\$419,100	\$381,415	\$381,415	109.88%
3549	R9464250200	26	8/16/2021	\$245,300	\$223,237	\$223,237	109.88%
3550	R1523300245	2041	9/29/2021	\$411,200	\$374,214	\$374,214	109.88%
3551	R8511280750	26	9/17/2021	\$667,000	\$606,956	\$606,956	109.89%
3552	R7923290220	2041	7/8/2021	\$624,300	\$567,933	\$567,933	109.92%
3553	R9322430410	2041	9/15/2021	\$325,600	\$296,139	\$296,139	109.95%
3554	R8308000040	26	8/5/2021	\$477,900	\$434,609	\$434,609	109.96%
3555	R0027000047	2041	10/8/2020	\$380,600	\$345,989	\$345,989	110.00%
3556	R6120510205	2041	10/16/2020	\$572,800	\$520,550	\$520,550	110.04%
3557	R1955041230	2041	8/10/2021	\$395,400	\$359,154	\$359,154	110.09%
3558	R8103710160	2041	10/9/2020	\$454,300	\$412,645	\$412,645	110.09%
3559	R7335580046	2041	3/2/2021	\$443,000	\$402,208	\$402,208	110.14%
3560	R7909020120	2041	8/4/2021	\$659,900	\$599,080	\$599,080	110.15%
3561	R5315002562	2041	3/22/2021	\$491,300	\$445,988	\$445,988	110.16%
3562	R7335540340	2041	9/9/2021	\$357,700	\$324,471	\$324,471	110.24%
3563	R7788580030	2041	11/16/2020	\$720,200	\$653,021	\$653,021	110.29%
3564	R1965800150	2041	9/27/2021	\$310,600	\$281,177	\$281,177	110.46%
3565	R8059180240	26	7/12/2021	\$1,571,000	\$1,420,913	\$1,420,913	110.56%
3566	R6042400760	1537	1/28/2021	\$640,400	\$578,931	\$578,931	110.62%
3567	R3482120520	2041	8/13/2021	\$919,400	\$830,951	\$830,951	110.64%
3568	R3719191160	2041	6/24/2021	\$546,500	\$493,467	\$493,467	110.75%
3569	R1525780810	2041	12/17/2020	\$511,100	\$461,313	\$461,313	110.79%
3570	MCHAM942750	65	2/12/2021	\$38,200	\$34,475	\$34,475	110.80%
3571	R6042402060	1537	3/9/2021	\$552,300	\$498,268	\$498,268	110.84%
3572	R4901770132	2041	5/5/2021	\$405,600	\$365,768	\$365,768	110.89%
3573	R6635500096	2041	7/2/2021	\$403,700	\$364,005	\$364,005	110.91%
3574	R6885620240	1537	1/4/2021	\$487,900	\$439,687	\$439,687	110.97%
3575	R1516270012	2041	5/3/2021	\$640,400	\$576,614	\$576,614	111.06%
3576	R1523290075	2041	8/25/2021	\$370,500	\$333,306	\$333,306	111.16%
3577	R2825370340	2041	4/15/2021	\$733,800	\$660,030	\$660,030	111.18%
3578	R8059150280	26	7/26/2021	\$927,800	\$834,205	\$834,205	111.22%
3579	R6042402040	1537	2/17/2021	\$543,500	\$488,448	\$488,448	111.27%
3580	R1077500315	2041	3/25/2021	\$335,300	\$301,140	\$301,140	111.34%
3581	R6042401060	1537	3/30/2021	\$599,200	\$537,862	\$537,862	111.40%
3582	R6637250060	2041	7/9/2021	\$931,800	\$836,407	\$836,407	111.41%
3583	R2884010135	2041	8/12/2021	\$794,400	\$712,915	\$712,915	111.43%
3584	R3482100430	2041	5/21/2021	\$1,083,000	\$971,655	\$971,655	111.46%
3585	R9511770760	2041	1/29/2021	\$505,400	\$453,312	\$453,312	111.49%
3586	R9846700130	2041	9/22/2021	\$681,600	\$611,149	\$611,149	111.53%
3587	R6885620480	1537	1/29/2021	\$518,200	\$464,594	\$464,594	111.54%
3588	R9294790281	2041	9/23/2021	\$410,900	\$368,287	\$368,287	111.57%
3589	R5854000690	2041	1/27/2021	\$381,300	\$341,739	\$341,739	111.58%
3590	R3610190740	1537	8/16/2021	\$588,000	\$526,840	\$526,840	111.61%
3591	MCHAM202403	65	4/23/2021	\$98,000	\$87,765	\$87,765	111.66%
3592	MFLEE172807	65	8/23/2021	\$120,000	\$107,311	\$107,311	111.83%
3593	R1955010896	2041	10/29/2020	\$533,800	\$477,251	\$477,251	111.85%
3594	R0518000532	2041	12/9/2020	\$999,600	\$893,685	\$893,685	111.85%
3595	R8930000386	2041	3/17/2021	\$533,300	\$476,044	\$476,044	112.03%
3596	R5793080100	2041	5/28/2021	\$615,900	\$549,516	\$549,516	112.08%
3597	R5481000160	2041	9/27/2021	\$423,100	\$377,246	\$377,246	112.16%

Boise Independent #1 - See Secondary Category(ies) Section below for details.

3598	R3856000360	2041	5/28/2021	\$372,400	\$331,998	\$331,998	112.17%
3599	R6876000610	2041	1/14/2020	\$432,000	\$384,976	\$384,976	112.21%
3600	R3482120420	2041	7/28/2021	\$1,068,200	\$951,457	\$951,457	112.27%
3601	R3243000061	2041	7/28/2021	\$405,300	\$360,990	\$360,990	112.27%
3602	R3616670050	2041	11/23/2020	\$1,105,800	\$984,654	\$984,654	112.30%
3603	R1625502050	2041	9/9/2021	\$365,900	\$325,568	\$325,568	112.39%
3604	R2825370260	2041	5/10/2021	\$733,800	\$652,860	\$652,860	112.40%
3605	R1954700190	2041	9/29/2021	\$341,800	\$304,049	\$304,049	112.42%
3606	R5299000812	2041	5/4/2021	\$1,506,100	\$1,339,732	\$1,339,732	112.42%
3607	R8275810070	2041	7/22/2021	\$350,200	\$311,487	\$311,487	112.43%
3608	R6989270060	2041	2/26/2021	\$352,600	\$313,452	\$313,452	112.49%
3609	R2114100070	2041	1/8/2021	\$458,400	\$407,372	\$407,372	112.53%
3610	MFLEE171501	65	1/14/2021	\$95,600	\$84,900	\$84,900	112.60%
3611	R1608460080	2041	6/11/2021	\$447,300	\$396,756	\$396,756	112.74%
3612	R3856000100	2041	6/14/2021	\$1,513,500	\$1,341,818	\$1,341,818	112.79%
3613	R5864320160	2041	2/1/2021	\$464,900	\$412,095	\$412,095	112.81%
3614	R1525750320	2041	8/31/2021	\$429,200	\$380,314	\$380,314	112.85%
3615	R9323750565	2041	7/9/2021	\$379,700	\$336,244	\$336,244	112.92%
3616	R3482120260	2041	4/23/2021	\$998,400	\$883,900	\$883,900	112.95%
3617	R0348500230	26	1/29/2021	\$205,900	\$182,251	\$182,251	112.98%
3618	R7704520030	2041	8/25/2021	\$445,700	\$394,493	\$394,493	112.98%
3619	R1955010894	2041	11/18/2020	\$535,300	\$473,768	\$473,768	112.99%
3620	R1029270125	2041	8/27/2021	\$410,000	\$362,830	\$362,830	113.00%
3621	S1020131370	2041	9/28/2021	\$410,100	\$362,853	\$362,853	113.02%
3622	R7074680050	2041	11/2/2020	\$692,900	\$612,867	\$612,867	113.06%
3623	R0518000825	2041	9/22/2021	\$807,300	\$714,025	\$714,025	113.06%
3624	R2825370760	2041	8/23/2021	\$722,100	\$638,655	\$638,655	113.07%
3625	R3482120500	2041	6/11/2021	\$899,500	\$794,506	\$794,506	113.22%
3626	R7100470090	2041	10/1/2020	\$653,000	\$576,741	\$576,741	113.22%
3627	R5464000050	2041	5/25/2021	\$297,700	\$262,827	\$262,827	113.27%
3628	R5315010476	2041	4/5/2021	\$618,500	\$545,775	\$545,775	113.33%
3629	R3482120340	2041	4/9/2021	\$1,184,600	\$1,044,099	\$1,044,099	113.46%
3630	R6042250590	1537	6/3/2021	\$869,500	\$766,088	\$766,088	113.50%
3631	R6042250040	1537	3/24/2021	\$751,700	\$661,629	\$661,629	113.61%
3632	MSKYL802401	65	5/27/2021	\$48,100	\$42,300	\$42,300	113.71%
3633	R2336000135	2041	6/15/2021	\$886,100	\$779,001	\$779,001	113.75%
3634	R1184000185	2041	7/29/2021	\$394,400	\$346,629	\$346,629	113.78%
3635	MFLEE192717	65	10/27/2020	\$140,200	\$123,206	\$123,206	113.79%
3636	R3482120200	2041	4/6/2021	\$1,069,900	\$940,100	\$940,100	113.81%
3637	R2861870360	2041	8/2/2021	\$351,200	\$308,355	\$308,355	113.89%
3638	R6042250670	1537	10/23/2020	\$1,014,900	\$890,695	\$890,695	113.94%
3639	R8843000201	2041	9/21/2021	\$246,200	\$215,975	\$215,975	113.99%
3640	R7824180410	2041	9/15/2021	\$522,800	\$458,029	\$458,029	114.14%
3641	R7334020095	2041	8/13/2021	\$265,000	\$231,993	\$231,993	114.23%
3642	MFLEE191512	65	10/7/2020	\$88,200	\$77,002	\$77,002	114.54%
3643	R2825370300	2041	3/29/2021	\$772,000	\$673,894	\$673,894	114.56%
3644	MFLEE192411	65	5/25/2021	\$113,100	\$98,700	\$98,700	114.59%
3645	R2039100005	2041	11/17/2020	\$420,500	\$366,857	\$366,857	114.62%
3646	R8123003705	2041	6/15/2021	\$266,100	\$232,024	\$232,024	114.69%
3647	R6042250050	1537	7/30/2021	\$843,200	\$734,871	\$734,871	114.74%
3648	R7104000950	2041	8/27/2021	\$476,900	\$415,466	\$415,466	114.79%
3649	R2039252740	2041	3/5/2021	\$531,100	\$462,446	\$462,446	114.85%
3650	R7406000240	2041	12/18/2020	\$1,136,500	\$987,621	\$987,621	115.07%
3651	R1360120160	2041	12/24/2020	\$325,900	\$283,073	\$283,073	115.13%
3652	R5646020020	2041	12/10/2020	\$320,300	\$278,038	\$278,038	115.20%
3653	MFLEE022705	65	3/25/2021	\$100,600	\$87,300	\$87,300	115.23%
3654	R5456500632	2041	6/18/2021	\$438,500	\$380,501	\$380,501	115.24%
3655	R6042250110	1537	7/16/2021	\$730,100	\$633,374	\$633,374	115.27%
3656	R7475850090	2041	10/9/2020	\$518,600	\$449,373	\$449,373	115.41%
3657	R8930000153	2041	7/14/2021	\$393,300	\$340,560	\$340,560	115.49%
3658	R6793310060	2041	8/13/2021	\$423,100	\$366,305	\$366,305	115.50%
3659	R3616640105	2041	9/24/2021	\$951,200	\$823,146	\$823,146	115.56%
3660	R2861870320	2041	8/20/2021	\$360,100	\$311,386	\$311,386	115.64%
3661	R3638760060	2041	7/30/2021	\$314,700	\$272,101	\$272,101	115.66%
3662	R6744100080	2041	9/29/2021	\$429,100	\$370,316	\$370,316	115.87%
3663	R1431970410	26	8/16/2021	\$583,300	\$503,298	\$503,298	115.90%
3664	R6885620060	1537	2/24/2021	\$513,900	\$443,256	\$443,256	115.94%
3665	R4432930190	2041	9/8/2021	\$417,100	\$359,448	\$359,448	116.04%
3666	R6042401120	1537	5/28/2021	\$603,500	\$519,838	\$519,838	116.09%
3667	R5299000970	2041	6/9/2021	\$656,400	\$565,121	\$565,121	116.15%
3668	R5299000455	2041	6/14/2021	\$1,600,000	\$1,376,223	\$1,376,223	116.26%
3669	R2861870340	2041	8/20/2021	\$352,800	\$303,298	\$303,298	116.32%
3670	R6042250120	1537	6/28/2021	\$839,400	\$721,517	\$721,517	116.34%
3671	R1088110360	2041	7/1/2021	\$427,600	\$367,431	\$367,431	116.38%
3672	R6042250100	1537	5/21/2021	\$811,400	\$697,222	\$697,222	116.38%

3/30/2022 3:04 PM

Boise Independent #1 - See Secondary Category(ies) Section below for details.

3673	R6042401620	1537	6/1/2021	\$504,600	\$433,365	\$433,365	116.44%
3674	R1625770170	2041	4/2/2021	\$614,400	\$526,126	\$526,126	116.78%
3675	R6042250070	1537	9/10/2021	\$741,000	\$634,010	\$634,010	116.88%
3676	R6042401220	1537	5/6/2021	\$504,800	\$431,582	\$431,582	116.96%
3677	R8123003642	2041	9/15/2021	\$397,400	\$339,573	\$339,573	117.03%
3678	R1955010296	2041	7/16/2021	\$425,300	\$363,322	\$363,322	117.06%
3679	R6042401920	1537	5/4/2021	\$503,800	\$430,056	\$430,056	117.15%
3680	MFLEE192417	65	5/27/2021	\$95,800	\$81,769	\$81,769	117.16%
3681	R1955000725	2041	8/23/2021	\$373,400	\$318,594	\$318,594	117.20%
3682	R6042250230	1537	5/4/2021	\$828,500	\$704,766	\$704,766	117.56%
3683	R6042401640	1537	5/3/2021	\$499,400	\$424,549	\$424,549	117.63%
3684	R3482120400	2041	8/20/2021	\$1,186,400	\$1,007,530	\$1,007,530	117.75%
3685	R6042250130	1537	8/30/2021	\$615,500	\$522,523	\$522,523	117.79%
3686	R5793120190	2041	9/24/2021	\$355,700	\$301,533	\$301,533	117.96%
3687	R6042250610	1537	8/20/2021	\$782,200	\$662,317	\$662,317	118.10%
3688	R2847280221	1537	11/2/2020	\$468,300	\$396,250	\$396,250	118.18%
3689	R7958770190	26	9/10/2021	\$708,000	\$598,972	\$598,972	118.20%
3690	R3239500870	2041	7/23/2021	\$245,300	\$207,467	\$207,467	118.24%
3691	R0864700050	2041	9/24/2021	\$310,300	\$262,373	\$262,373	118.27%
3692	R6983000170	2041	10/23/2020	\$403,600	\$341,254	\$341,254	118.27%
3693	R3616560170	2041	2/12/2021	\$1,877,800	\$1,587,549	\$1,587,549	118.28%
3694	R7777800170	2041	4/14/2021	\$807,600	\$682,287	\$682,287	118.37%
3695	MFLEE212407	65	2/23/2021	\$136,300	\$115,033	\$115,033	118.49%
3696	R2861870240	2041	9/3/2021	\$340,900	\$287,445	\$287,445	118.60%
3697	R2861870260	2041	9/3/2021	\$340,900	\$287,445	\$287,445	118.60%
3698	R7406000570	2041	9/30/2021	\$591,400	\$498,494	\$498,494	118.64%
3699	R3046500394	2041	7/16/2021	\$293,000	\$246,390	\$246,390	118.92%
3700	R7104000900	2041	9/30/2021	\$463,400	\$389,449	\$389,449	118.99%
3701	MBROA151403	65	2/24/2021	\$47,000	\$39,400	\$39,400	119.29%
3702	R1955020168	2041	7/13/2021	\$405,300	\$339,575	\$339,575	119.35%
3703	R1006830030	1537	2/1/2021	\$1,092,600	\$913,608	\$913,608	119.59%
3704	MACAD731232	65	9/30/2021	\$10,000	\$8,360	\$8,360	119.62%
3705	R2024320280	2041	4/19/2021	\$288,200	\$240,876	\$240,876	119.65%
3706	R6042401200	1537	5/17/2021	\$527,600	\$440,834	\$440,834	119.68%
3707	R8059180140	26	9/9/2021	\$800,900	\$667,018	\$667,018	120.07%
3708	R8219500080	2041	8/19/2021	\$393,800	\$327,863	\$327,863	120.11%
3709	R5134030215	2041	7/1/2021	\$763,800	\$635,108	\$635,108	120.26%
3710	R6885620020	1537	3/25/2021	\$516,800	\$429,565	\$429,565	120.31%
3711	R3616250690	2041	10/14/2020	\$1,488,700	\$1,236,564	\$1,236,564	120.39%
3712	MFLEE191513	65	4/20/2021	\$85,800	\$71,180	\$71,180	120.54%
3713	R0310270210	2041	8/31/2021	\$349,000	\$288,238	\$288,238	121.08%
3714	R7334150586	2041	3/5/2021	\$223,700	\$184,035	\$184,035	121.55%
3715	R2825370620	2041	9/16/2021	\$763,300	\$627,886	\$627,886	121.57%
3716	R7997000305	2041	8/31/2021	\$988,500	\$812,582	\$812,582	121.65%
3717	R3482120380	2041	5/14/2021	\$1,037,600	\$848,276	\$848,276	122.32%
3718	R0525000171	2041	7/14/2021	\$312,400	\$255,211	\$255,211	122.41%
3719	R8059180020	26	5/18/2021	\$1,075,200	\$877,332	\$877,332	122.55%
3720	R1955011152	2041	8/2/2021	\$403,400	\$328,912	\$328,912	122.65%
3721	MFLEE941406	65	7/27/2021	\$45,300	\$36,855	\$36,855	122.91%
3722	R5864321480	2041	3/4/2021	\$531,700	\$432,454	\$432,454	122.95%
3723	MFLEE731423	65	8/9/2021	\$10,900	\$8,861	\$8,861	123.02%
3724	R1955010946	2041	4/21/2021	\$525,800	\$426,543	\$426,543	123.27%
3725	R3641750001	2041	7/2/2021	\$784,300	\$634,525	\$634,525	123.60%
3726	R1955001116	2041	12/22/2020	\$330,200	\$266,941	\$266,941	123.70%
3727	R3482100150	2041	8/31/2021	\$1,140,800	\$921,022	\$921,022	123.86%
3728	R8222700096	1537	10/22/2020	\$860,800	\$693,809	\$693,809	124.07%
3729	R6985000025	2041	3/30/2021	\$515,000	\$415,053	\$415,053	124.08%
3730	R6635500471	2041	5/28/2021	\$536,600	\$432,383	\$432,383	124.10%
3731	R3369410900	20	5/20/2021	\$600,000	\$483,000	\$483,000	124.22%
3732	R1955050866	2041	3/30/2021	\$307,300	\$247,187	\$247,187	124.32%
3733	R1955011005	2041	8/25/2021	\$829,800	\$667,417	\$667,417	124.33%
3734	R1624000550	2041	9/10/2021	\$558,400	\$449,031	\$449,031	124.36%
3735	R5818000400	15	4/2/2021	\$409,100	\$328,906	\$328,906	124.38%
3736	R9529660420	2041	9/1/2021	\$527,300	\$423,161	\$423,161	124.61%
3737	R6744100190	2041	8/26/2021	\$578,000	\$462,500	\$462,500	124.97%
3738	R9227760150	2041	3/15/2021	\$552,400	\$441,852	\$441,852	125.02%
3739	R6042250280	1537	9/28/2021	\$742,900	\$593,636	\$593,636	125.14%
3740	R2336000890	2041	8/25/2021	\$947,500	\$756,782	\$756,782	125.20%
3741	R0850410060	1537	9/27/2021	\$1,667,200	\$1,327,780	\$1,327,780	125.56%
3742	R7807370120	2041	3/12/2021	\$650,300	\$517,620	\$517,620	125.63%
3743	R6635500204	2041	8/30/2021	\$509,500	\$405,507	\$405,507	125.65%
3744	R5207000246	2041	12/24/2020	\$595,100	\$473,467	\$473,467	125.69%
3745	R1955010948	2041	4/21/2021	\$534,100	\$424,736	\$424,736	125.75%
3746	R5793120120	2041	2/16/2021	\$325,500	\$258,828	\$258,828	125.76%
3747	R1798500562	2041	8/5/2021	\$604,300	\$479,710	\$479,710	125.97%

Boise Independent #1 - See Secondary Category(ies) Section below for details.

3748	R3616700240	2041	5/14/2021	\$615,900	\$486,743	\$486,743	126.53%
3749	R1955010944	2041	4/29/2021	\$534,100	\$421,626	\$421,626	126.68%
3750	R7569500315	2041	8/31/2021	\$355,400	\$280,232	\$280,232	126.82%
3751	R6042401180	1537	7/18/2021	\$507,800	\$400,171	\$400,171	126.90%
3752	R6635500206	2041	8/30/2021	\$509,500	\$400,699	\$400,699	127.15%
3753	R6635500208	2041	8/31/2021	\$507,000	\$398,730	\$398,730	127.15%
3754	R3641750006	2041	9/22/2021	\$801,100	\$627,714	\$627,714	127.62%
3755	R4303000160	2041	7/16/2021	\$449,000	\$350,793	\$350,793	128.00%
3756	MMARL892701	46	1/11/2021	\$38,600	\$30,000	\$30,000	128.67%
3757	R7337000865	2041	5/11/2021	\$355,200	\$275,103	\$275,103	129.12%
3758	MNASH892402	65	2/11/2021	\$97,100	\$74,983	\$74,983	129.50%
3759	R3482120180	2041	7/21/2021	\$1,208,500	\$933,158	\$933,158	129.51%
3760	R5125630110	2041	9/20/2021	\$722,100	\$556,549	\$556,549	129.75%
3761	R2373370150	2041	10/15/2020	\$550,700	\$424,343	\$424,343	129.78%
3762	R5163100040	2041	7/7/2021	\$306,200	\$235,804	\$235,804	129.85%
3763	MFLEE131404	65	7/6/2021	\$66,500	\$50,960	\$50,960	130.49%
3764	R6635500202	2041	9/1/2021	\$502,900	\$383,965	\$383,965	130.98%
3765	R7334190321	2041	12/22/2020	\$396,700	\$302,769	\$302,769	131.02%
3766	R8227280290	2041	4/5/2021	\$968,800	\$738,005	\$738,005	131.27%
3767	R8275850028	2041	9/28/2021	\$609,300	\$463,516	\$463,516	131.45%
3768	R6042250250	1537	5/18/2021	\$835,700	\$634,016	\$634,016	131.81%
3769	R5646500200	15	12/16/2020	\$242,200	\$183,600	\$183,600	131.92%
3770	R2854000030	2041	9/30/2021	\$411,400	\$311,559	\$311,559	132.05%
3771	R2039252715	2041	7/30/2021	\$517,600	\$391,661	\$391,661	132.16%
3772	R1805750220	2041	9/22/2021	\$254,100	\$192,237	\$192,237	132.18%
3773	MFLEE222701	65	9/2/2021	\$141,600	\$107,110	\$107,110	132.20%
3774	MCONC721450	65	12/28/2020	\$14,100	\$10,658	\$10,658	132.30%
3775	MOAKW992717	65	8/30/2021	\$81,600	\$61,308	\$61,308	133.10%
3776	R1955001710	2041	9/30/2021	\$370,000	\$276,508	\$276,508	133.81%
3777	MFLEE671201	65	1/27/2021	\$5,400	\$4,000	\$4,000	135.00%
3778	R1126001290	2041	9/10/2021	\$541,600	\$400,637	\$400,637	135.18%
3779	R8123001708	2041	1/22/2021	\$365,800	\$284,459	\$284,459	135.63%

Boise Independent #1 - See Secondary Category(ies) Section below for details.

Boise Independent #1	See Secondary Category(ies) Section below for details.	Combined Categories	TIME PERIOD STUDIED	
RATIO STUDY Not Official until 'FINAL' dated & initialed	Using 2021 Assessed Values	Assessment Date:	From:	To:
		01/01/2021	10/01/2020	09/30/2021
Sales Price is Time Adjusted	Time Adjustment Considered, but not Applied.			

SAMPLE STATISTICS	
Sample size (n)	1,121
Total Assessed Value	\$289,336,200
Total Adjusted Sales Price	\$333,280,243
Mean Assessed Value	\$258,105
Mean Adjusted Sales Price	\$297,306
Standard Deviation AV	\$77,146
Standard Deviation SP	\$91,358
Median Assessed Value	\$284,500
Median Sales Price	\$317,336

ASSESSMENT LEVEL	
Arithmetic Mean Ratio	87.73%
Median Ratio	88.62%
Weighted Mean Ratio	86.81%
Geometric Mean Ratio	86.38%

UNIFORMITY	
Lowest Ratio	30.57%
Highest Ratio	146.15%
Coefficient of Dispersion	11.83%
Standard Deviation	14.52%
Coefficient of Variation	16.55%

Price-Related Bias	0.0042	T-Score: 0.7034
Price-Related Differential	1.01	

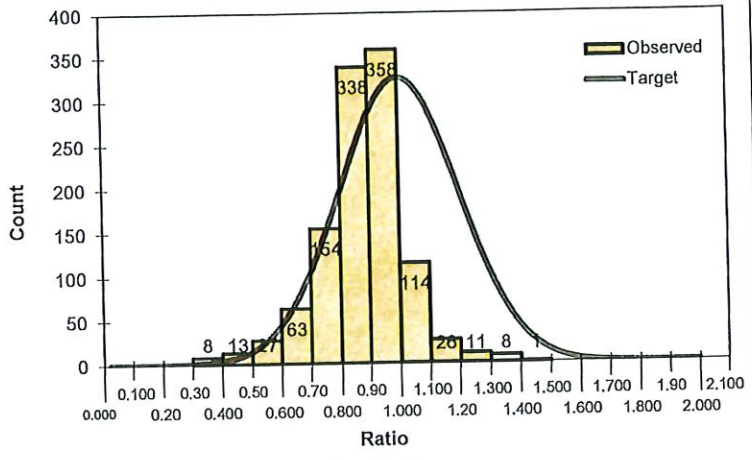
RELIABILITY		
90% Confidence Intervals:	Lower	Upper
Around the Mean	87.02%	88.45%
Around the Median	88.10%	89.64%
Around the Weighted Mean	86.17%	87.46%
Around the COD	11.09%	12.48%
Around the PRB	-0.0076	0.0160
Probability True Mean 90-110	Approx. 100%	

80% Confidence Intervals:	Lower	Upper
Around the Mean	87.18%	88.29%
Around the Median	88.22%	89.45%
Around the Weighted Mean	86.31%	87.32%

NORMALITY Test Results:	Non-Normal
Chi Square Test	Non-Normal
Binomial Test	N/A

Mann-Whitney Test	-6.3353
Significance of Value Related Inequity - Strong	
D'Agostino-Pearson	
Shapiro-Wilk W	N/A
Kurtosis (2.5 - 4) = 5.1	Not Trimmed?
Skew (-0.5 - 1) = -0.4	Acceptable

COD Standard	Maximum
See Secondary Category(ies) Section	20.00%



Compliance Checks:	
Level:	Compliance Met?
90% Confidence Interval:	<input type="checkbox"/> YES <input type="checkbox"/> NO
80% Confidence Interval:	<input type="checkbox"/> YES <input type="checkbox"/> NO
Uniformity:	COD Standards met? N/A
COD:	Very Good
COV:	Good
PRD:	No Observed Bias
PRB:	Meets IAAO Standard, No Significant Bias

COMMENTS:
Residential
 Value Group: 1

1.75% of the originally available population has been trimmed.
 Outliers Reviewed using Std. Score 3 Std Dev.
 Below 0.3035 (8 sales) and Above 1.4647 (12 sales)

Secondary Category(ies) with sales		
Count	Category	Description
3	12	Unimproved Rural Res Tract
2	15	Unimproved Rural Res Sub
39	20	Unimproved Urban Res Lot/Acre
81	26	Res Condominiums
1	46	Manufactured House (46)
109	65	Mfg. House (65) on Leased Land
1	1234	Improved Rural Res Tract
33	1537	Improved Rural Res Sub
825	2041	Improved Urban Res
12	2,046	Mfg. House on Urban Res
14	2,048	Dec.Mfg. House o
1	50	Res Imps on Exen

COV/COD	
Expected	125%
Observed	140%

May be a Non-Representative Sample

PRELIMINARY

FINAL

Date	Analyst
3/28/2022	Jase Cundick

PRB is inconclusive

Boise Independent #1 - See Secondary Category(ies) Section below for details.

Boise Independent #1

Time Adjustment Review

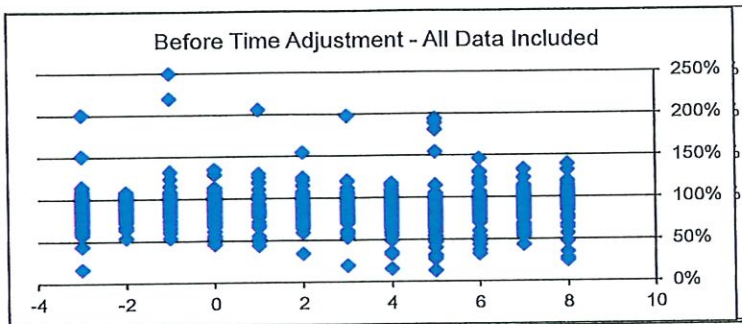
Time Adjustment APPLIED: 0.00%

	<u>Original</u>	<u>Residual</u>		
<i>NONE Time</i>				
Quarterly GeoMean	0.02%	0.02%		
Quarterly Averages	0.10%	0.10%		
Quarterly Medians	0.06%	0.06%		
Slope Results	-0.03%	-0.03%		
Sales Ratios (Before)	Counts	Average	Median	
1st 3 Mos.	320	89.40%	90.85%	
2nd 3 Mos.	189	87.26%	87.10%	
3rd 3 Mos.	304	83.72%	85.21%	
4th 3 Mos.	308	90.25%	91.36%	


Combined Categories		
<u>Category</u>	<u>Sales Count</u>	
12	3	Unimproved Rural Res Tract
15	2	Unimproved Rural Res Sub
20	39	Unimproved Urban Res Lo/Acre
26	81	Res Condominiums
46	1	Manufactured House (46)
65	109	Mfg. House (65) on Leased Land
1234	1	Improved Rural Res Tract
1537	33	Improved Rural Res Sub
2041	825	Improved Urban Res
2046	12	Mfg. House on Urban Res
2048	14	Dec.Mfg. House on Urban Res
50	1	Res Imps on Exempt Land

Time analysis was based on sales.

BEFORE



20 Influential data point(s) removed



<u>Sales Ratios (After)</u>	<u>Counts</u>	<u>Average</u>	<u>Median</u>
1st 3 Mos.	320	89.40%	90.85%
2nd 3 Mos.	189	87.26%	87.10%
3rd 3 Mos.	304	83.72%	85.21%
4th 3 Mos.	308	90.25%	91.36%

No Outliers Found

AFTER

Time Adjustment Considered,

Boise Independent #1 - See Secondary Category(ies) Section below for details.

Outlier Sales List	Parcel Number	Category	Sale Date	2021 Assessed		Adj. Sales Price	Adj. Ratio
				Value	Sale Price		
	1 MBROD731402		65 06/30/2021	14,600	111,000	111,000	13.153%
	2 MMARL691205		65 05/28/2021	12,300	80,370	80,370	15.304%
	3 MBILT701209		65 10/09/2020	5,100	31,350	31,350	16.268%
	4 MTAMA701227		65 04/21/2021	7,900	40,588	40,588	19.464%
	5 MSUND791201		65 09/23/2021	15,400	62,568	62,568	24.613%
	6 MSAHA771408		65 06/02/2021	16,000	60,125	60,125	26.611%
	7 MSCHU641250		65 09/15/2021	4,100	14,960	14,960	27.406%
	8 R1798500498		20 06/10/2021	78,000	269,910	269,910	28.899%
	9 MPALM072001		65 10/06/2020	71,200	47,025	47,025	151.409%
	10 MCRAN701201		65 08/25/2021	12,400	8,023	8,023	154.547%
	11 MORIG731250		65 03/08/2021	6,000	3,880	3,880	154.639%
	12 MBUDD761405		65 06/24/2021	20,100	11,100	11,100	181.081%
	13 MFLEE792407		65 06/25/2021	34,900	18,500	18,500	188.649%
	14 MFUQU842702		65 06/02/2021	44,800	23,125	23,125	193.730%
	15 MFLEE191520		65 04/09/2021	85,800	43,409	43,409	197.657%
	16 MFLEE951404		65 10/19/2020	46,100	22,990	22,990	200.522%
	17 MBROA712401		65 02/22/2021	23,300	11,328	11,328	205.694%
	18 MTITA761407		65 12/06/2020	15,600	7,105	7,105	219.564%
	19 MFLEE071502		65 12/16/2020	63,300	25,375	25,375	249.458%
	20 MGENT761451		65 06/05/2021	15,800	6,013	6,013	262.786%

Boise Independent #1 - See Secondary Category(ies) Section below for details.

Active Sales List	Parcel Number	Category	Sale Date	2021 Assessed		Adj. Sales Price	Adj. Ratio	
				Value	Sale Price			
	1	MGENT732403	65	6/28/2021	\$26,300	\$86,025	\$86,025	30.57%
	2	MWESF821406	65	6/23/2021	\$24,900	\$78,625	\$78,625	31.67%
	3	MMODU862701	65	7/15/2021	\$44,500	\$136,500	\$136,500	32.60%
	4	MGREAF772417	65	5/25/2021	\$27,100	\$82,250	\$82,250	32.95%
	5	MSHER752402	65	3/5/2021	\$48,300	\$141,620	\$141,620	34.11%
	6	MNASH652004	65	9/22/2021	\$25,600	\$73,260	\$73,260	34.94%
	7	MBUDD772402	65	5/14/2021	\$27,800	\$79,430	\$79,430	35.00%
	8	MBROA781438	65	7/26/2021	\$21,800	\$59,150	\$59,150	36.86%
	9	R7997000320	20	6/22/2021	\$177,000	\$440,100	\$440,100	40.22%
	10	R8390001030	20	8/30/2021	\$160,000	\$369,714	\$369,714	43.28%
	11	R2690440020	20	10/2/2020	\$210,000	\$482,300	\$482,300	43.54%
	12	MDIPL711203	65	7/8/2021	\$7,400	\$16,835	\$16,835	43.96%
	13	R4303000585	20	2/26/2021	\$160,000	\$362,600	\$362,600	44.13%
	14	MFLEE782408	65	1/15/2021	\$38,800	\$85,000	\$85,000	45.65%
	15	MBUDD812701	65	6/1/2021	\$65,500	\$140,138	\$140,138	46.74%
	16	R6876001382	20	6/11/2021	\$160,000	\$342,000	\$342,000	46.78%
	17	MGLN812801	65	9/1/2021	\$59,500	\$125,752	\$125,752	47.32%
	18	R7334190471	20	7/9/2021	\$140,000	\$287,760	\$287,760	48.65%
	19	MCHAD982609	65	6/18/2021	\$76,900	\$157,250	\$157,250	48.90%
	20	MSKYL791406	65	2/15/2021	\$42,400	\$86,188	\$86,188	49.20%
	21	MMARL732401	65	5/21/2021	\$44,100	\$89,300	\$89,300	49.38%
	22	R5861900010	2046	2/24/2021	\$122,000	\$237,901	\$237,901	51.28%
	23	R5015150010	20	1/25/2021	\$326,700	\$620,000	\$620,000	52.69%
	24	R6780000200	12	4/30/2021	\$295,200	\$557,138	\$557,138	52.99%
	25	MFLEE052401	65	6/25/2021	\$110,800	\$208,125	\$208,125	53.24%
	26	R3610290380	15	12/31/2020	\$184,800	\$346,800	\$346,800	53.29%
	27	MFLEE752403	65	11/13/2020	\$45,900	\$85,490	\$85,490	53.69%
	28	MNASH932604	65	8/27/2021	\$67,300	\$125,300	\$125,300	53.71%
	29	R2024300960	2041	7/14/2021	\$272,100	\$506,239	\$506,239	53.75%
	30	R5538922350	2041	8/11/2021	\$285,100	\$530,081	\$530,081	53.78%
	31	MMEDF941401	65	6/30/2021	\$38,000	\$69,375	\$69,375	54.77%
	32	MCHAM992402	65	5/28/2021	\$49,100	\$89,300	\$89,300	54.98%
	33	R4541310020	1537	2/10/2021	\$300,200	\$544,615	\$544,615	55.12%
	34	R4303000410	20	1/20/2021	\$208,000	\$375,000	\$375,000	55.47%
	35	MMODU072704	65	8/18/2021	\$71,900	\$127,985	\$127,985	56.18%
	36	MKTR802403	65	9/23/2021	\$46,400	\$82,060	\$82,060	56.54%
	37	MHILL771405	2046	8/2/2021	\$117,000	\$205,570	\$205,570	56.91%
	38	MFLEE072706	65	8/30/2021	\$56,800	\$99,614	\$99,614	57.02%
	39	R3193000085	2046	4/13/2021	\$119,800	\$209,427	\$209,427	57.20%
	40	R1952000022	2041	4/2/2021	\$237,500	\$412,990	\$412,990	57.51%
	41	R7334190461	2046	10/15/2020	\$185,400	\$322,286	\$322,286	57.53%
	42	MBROA961404	65	5/14/2021	\$38,900	\$66,740	\$66,740	58.29%
	43	R7334190640	2041	4/2/2021	\$285,000	\$483,815	\$483,815	58.91%
	44	S0909223500	12	3/4/2021	\$282,200	\$478,080	\$478,080	59.03%
	45	R8112007190	2041	6/21/2021	\$324,400	\$549,525	\$549,525	59.03%
	46	R5225750051	2041	5/21/2021	\$182,300	\$307,760	\$307,760	59.23%
	47	R2734541150	2041	12/15/2020	\$152,300	\$253,935	\$253,935	59.98%
	48	R2024302035	2041	10/30/2020	\$295,600	\$492,706	\$492,706	60.00%
	49	R3515000050	2041	7/30/2021	\$328,200	\$546,676	\$546,676	60.04%
	50	R5739810260	2048	12/9/2020	\$101,300	\$168,523	\$168,523	60.11%
	51	MGLN842707	65	8/9/2021	\$78,100	\$129,775	\$129,775	60.18%
	52	R7334190310	2041	4/21/2021	\$284,000	\$466,857	\$466,857	60.83%
	53	R2858000905	2041	4/23/2021	\$323,900	\$532,313	\$532,313	60.85%
	54	R7335460240	2041	12/22/2020	\$233,700	\$383,507	\$383,507	60.94%
	55	MSAHA701217	65	1/29/2021	\$5,500	\$9,000	\$9,000	61.11%
	56	MBUDD741250	65	10/24/2020	\$8,000	\$13,063	\$13,063	61.24%
	57	R3719170742	2041	8/10/2021	\$211,000	\$339,482	\$339,482	62.15%
	58	R3193020295	2046	10/23/2020	\$139,300	\$223,948	\$223,948	62.20%
	59	R9414000060	2041	6/3/2021	\$274,400	\$439,651	\$439,651	62.41%
	60	R7854360070	20	10/26/2020	\$248,200	\$397,500	\$397,500	62.44%
	61	R4671520520	2041	6/28/2021	\$328,000	\$524,349	\$524,349	62.55%
	62	MNASH862407	65	10/1/2020	\$47,100	\$75,240	\$75,240	62.60%
	63	R3719183572	2046	6/10/2021	\$148,700	\$237,409	\$237,409	62.63%
	64	R1096170240	2041	5/5/2021	\$272,800	\$432,782	\$432,782	63.03%
	65	R5739810170	2046	10/22/2020	\$130,300	\$205,955	\$205,955	63.27%
	66	S0633234120	2041	11/20/2020	\$208,100	\$327,287	\$327,287	63.58%
	67	MGUER962703	65	9/28/2021	\$70,200	\$110,000	\$110,000	63.82%
	68	R7334000305	2041	10/13/2020	\$248,100	\$387,454	\$387,454	64.03%
	69	S1022120825	2041	10/1/2020	\$286,600	\$446,158	\$446,158	64.24%
	70	MSUNV761452	65	3/3/2021	\$20,600	\$32,010	\$32,010	64.35%
	71	R9426000040	2041	8/11/2021	\$147,500	\$228,261	\$228,261	64.62%
	72	MMONT791406	65	12/22/2020	\$32,500	\$50,243	\$50,243	64.69%

Boise Independent #1 - See Secondary Category(ies) Section below for details.

73	MFL022701	65	6/1/2021	\$111,800	\$171,588	\$171,588	65.16%
74	MBROF952402	65	5/22/2021	\$54,800	\$83,848	\$83,848	65.36%
75	R1525800170	20	10/1/2020	\$191,100	\$291,500	\$291,500	65.56%
76	R0805760090	2048	6/11/2021	\$164,000	\$250,129	\$250,129	65.57%
77	MVOGU831401	65	8/31/2021	\$41,100	\$62,650	\$62,650	65.60%
78	R1580800180	2041	2/10/2021	\$310,400	\$472,321	\$472,321	65.72%
79	R7997030052	2041	8/11/2021	\$261,200	\$397,153	\$397,153	65.77%
80	R5836250030	2048	12/15/2020	\$163,700	\$247,841	\$247,841	66.05%
81	R5134020060	20	2/4/2021	\$1,300	\$1,960	\$1,960	66.33%
82	R1624001430	2041	5/27/2021	\$282,100	\$424,123	\$424,123	66.51%
83	R2024250115	2041	5/4/2021	\$234,700	\$351,903	\$351,903	66.69%
84	R7334201386	20	11/20/2020	\$135,400	\$202,280	\$202,280	66.94%
85	R7334200440	2046	1/11/2021	\$166,000	\$247,714	\$247,714	67.01%
86	R7335560520	2041	10/5/2020	\$218,100	\$325,260	\$325,260	67.05%
87	R2024380020	2041	3/22/2021	\$232,400	\$346,570	\$346,570	67.06%
88	R4707000086	2041	11/2/2020	\$305,000	\$454,367	\$454,367	67.13%
89	MNASH062611	65	11/27/2020	\$128,000	\$190,550	\$190,550	67.17%
90	S0633223044	2041	6/30/2021	\$213,700	\$317,846	\$317,846	67.23%
91	R1580740160	2041	9/3/2021	\$266,000	\$395,237	\$395,237	67.30%
92	R8992000195	2041	9/2/2021	\$278,200	\$411,584	\$411,584	67.59%
93	MNASH992810	65	8/25/2021	\$91,000	\$134,250	\$134,250	67.78%
94	R7337002085	2041	2/1/2021	\$295,300	\$434,450	\$434,450	67.97%
95	R7334190660	2041	8/2/2021	\$321,400	\$472,811	\$472,811	67.98%
96	R7648000110	2041	8/11/2021	\$288,700	\$424,065	\$424,065	68.08%
97	R2734541480	2041	5/21/2021	\$230,600	\$338,536	\$338,536	68.12%
98	R3268500195	2041	5/6/2021	\$250,900	\$368,196	\$368,196	68.14%
99	R3427360340	2048	3/12/2021	\$182,900	\$267,250	\$267,250	68.44%
100	R0995010120	2041	2/26/2021	\$308,200	\$448,332	\$448,332	68.74%
101	R8123003475	2041	6/11/2021	\$247,900	\$359,668	\$359,668	68.92%
102	R7334190105	2041	8/16/2021	\$313,400	\$454,592	\$454,592	68.94%
103	R5130001640	2041	5/7/2021	\$261,900	\$378,991	\$378,991	69.10%
104	R1608460300	2041	1/15/2021	\$306,600	\$443,262	\$443,262	69.17%
105	R8307000185	2041	3/26/2021	\$295,500	\$425,375	\$425,375	69.47%
106	S0628325962	2041	3/16/2021	\$270,800	\$389,594	\$389,594	69.51%
107	MBROA961417	65	3/8/2021	\$46,000	\$65,960	\$65,960	69.74%
108	R1029260130	2041	10/28/2020	\$303,300	\$433,636	\$433,636	69.94%
109	R3053000710	2041	7/21/2021	\$305,300	\$436,482	\$436,482	69.95%
110	R7321000126	2048	12/14/2020	\$241,800	\$345,669	\$345,669	69.95%
111	R0868260430	2041	3/26/2021	\$288,200	\$411,952	\$411,952	69.96%
112	R3638300040	2041	4/16/2021	\$183,700	\$262,425	\$262,425	70.00%
113	MGUER882803	65	7/1/2021	\$83,000	\$118,300	\$118,300	70.16%
114	R7997040100	2041	6/30/2021	\$297,300	\$423,710	\$423,710	70.17%
115	R7100580030	26	4/14/2021	\$224,900	\$319,310	\$319,310	70.43%
116	R3674160130	2041	6/30/2021	\$304,600	\$432,270	\$432,270	70.47%
117	R2024301792	2041	7/26/2021	\$253,800	\$359,999	\$359,999	70.50%
118	R7686140090	2041	4/22/2021	\$304,100	\$428,951	\$428,951	70.89%
119	R2884000535	20	3/4/2021	\$187,200	\$264,000	\$264,000	70.91%
120	R3036900020	2041	5/21/2021	\$219,300	\$307,760	\$307,760	71.26%
121	R2024301330	2041	5/27/2021	\$192,900	\$270,652	\$270,652	71.27%
122	R7569750630	2041	4/28/2021	\$327,800	\$458,027	\$458,027	71.57%
123	R6066000150	2041	6/7/2021	\$240,400	\$335,887	\$335,887	71.57%
124	MGUER902601	65	1/15/2021	\$80,200	\$112,000	\$112,000	71.61%
125	R8123003245	2041	5/14/2021	\$316,900	\$442,494	\$442,494	71.62%
126	R3161000240	2041	7/21/2021	\$208,800	\$290,980	\$290,980	71.76%
127	R7789010590	2041	11/9/2020	\$245,700	\$342,160	\$342,160	71.81%
128	R7335510280	2041	5/28/2021	\$282,600	\$393,155	\$393,155	71.88%
129	R6045500006	2041	6/24/2021	\$275,900	\$383,523	\$383,523	71.94%
130	R1955020663	2041	2/25/2021	\$302,800	\$420,222	\$420,222	72.06%
131	R1035180100	20	2/12/2021	\$265,000	\$367,500	\$367,500	72.11%
132	R5315002670	2041	1/22/2021	\$254,800	\$353,121	\$353,121	72.16%
133	R3210000140	2041	10/7/2020	\$324,100	\$449,117	\$449,117	72.16%
134	R1001190250	2041	4/28/2021	\$298,200	\$413,122	\$413,122	72.18%
135	R5130003495	2041	12/11/2020	\$241,400	\$332,350	\$332,350	72.63%
136	R7569500094	2041	12/30/2020	\$292,800	\$402,739	\$402,739	72.70%
137	R1955010619	2041	7/29/2021	\$300,800	\$412,653	\$412,653	72.89%
138	R1132250325	2041	10/21/2020	\$268,100	\$367,523	\$367,523	72.95%
139	R6960150060	2041	4/6/2021	\$294,500	\$403,228	\$403,228	73.04%
140	R5130003115	2041	6/10/2021	\$214,400	\$293,524	\$293,524	73.04%
141	MVOGU841417	65	11/9/2020	\$37,600	\$51,397	\$51,397	73.16%
142	R5861400110	26	5/28/2021	\$214,200	\$292,682	\$292,682	73.19%
143	R9242230100	2041	5/4/2021	\$278,100	\$379,591	\$379,591	73.26%
144	MWESF801405	65	11/30/2020	\$35,600	\$48,410	\$48,410	73.54%
145	R1077520215	20	1/4/2021	\$117,000	\$159,000	\$159,000	73.58%
146	R2104000040	2041	4/16/2021	\$183,900	\$249,713	\$249,713	73.64%
147	R7337000330	2041	9/30/2021	\$229,500	\$311,559	\$311,559	73.66%

Boise Independent #1 - See Secondary Category(ies) Section below for details.

148	R5502000040	2041	3/31/2021	\$203,700	\$276,448	\$276,448	73.68%
149	R3193020250	2046	7/9/2021	\$120,900	\$163,919	\$163,919	73.76%
150	S0633223211	2041	10/1/2020	\$275,700	\$373,794	\$373,794	73.76%
151	MNASH982850	65	6/4/2021	\$102,500	\$138,750	\$138,750	73.87%
152	R1580730070	2041	5/4/2021	\$284,400	\$384,057	\$384,057	74.05%
153	R6633020055	2041	10/30/2020	\$298,300	\$402,642	\$402,642	74.09%
154	R4549500120	2041	4/29/2021	\$266,800	\$359,804	\$359,804	74.15%
155	R1580810150	2041	11/25/2020	\$295,500	\$398,311	\$398,311	74.19%
156	R5130002830	2041	12/18/2020	\$240,500	\$324,142	\$324,142	74.20%
157	R5113750010	2041	7/30/2021	\$260,200	\$350,433	\$350,433	74.25%
158	R3239500080	2041	4/5/2021	\$307,500	\$413,688	\$413,688	74.33%
159	R7780510380	2041	8/27/2021	\$200,200	\$269,209	\$269,209	74.37%
160	R8521440020	2048	10/30/2020	\$196,400	\$263,836	\$263,836	74.44%
161	R1184000210	2041	5/26/2021	\$267,900	\$358,867	\$358,867	74.65%
162	R2104000050	2041	4/16/2021	\$203,600	\$272,414	\$272,414	74.74%
163	R2024303740	2041	4/16/2021	\$245,800	\$328,713	\$328,713	74.78%
164	R0349550020	2041	5/5/2021	\$226,900	\$303,394	\$303,394	74.79%
165	R1035180090	20	3/12/2021	\$265,000	\$354,240	\$354,240	74.81%
166	MNASH992612	65	3/18/2021	\$118,000	\$157,625	\$157,625	74.86%
167	R7335580390	2041	5/17/2021	\$317,200	\$423,625	\$423,625	74.88%
168	R3239170210	26	3/19/2021	\$176,200	\$234,790	\$234,790	75.05%
169	R3161200040	2041	4/30/2021	\$261,300	\$347,820	\$347,820	75.13%
170	R5315002380	2041	5/11/2021	\$303,700	\$403,780	\$403,780	75.21%
171	R3205720090	26	6/16/2021	\$168,100	\$223,226	\$223,226	75.30%
172	R8048013150	2041	8/25/2021	\$235,200	\$312,294	\$312,294	75.31%
173	R7335560310	2041	10/2/2020	\$292,500	\$388,128	\$388,128	75.36%
174	R5756500010	2041	4/19/2021	\$293,900	\$389,385	\$389,385	75.48%
175	R1251150010	2041	4/2/2021	\$301,000	\$397,814	\$397,814	75.66%
176	R5132000623	2041	10/14/2020	\$170,900	\$225,807	\$225,807	75.68%
177	R7394000135	2041	3/26/2021	\$263,100	\$347,613	\$347,613	75.69%
178	MVAND651005	65	9/3/2021	\$8,000	\$10,560	\$10,560	75.76%
179	R3817020210	2041	8/31/2021	\$274,200	\$361,899	\$361,899	75.77%
180	R1013720015	2041	8/12/2021	\$330,300	\$435,897	\$435,897	75.77%
181	R8048150090	2041	5/27/2021	\$311,500	\$411,006	\$411,006	75.79%
182	R0995050068	2041	4/16/2021	\$330,400	\$435,862	\$435,862	75.80%
183	R5315001920	2041	1/8/2021	\$331,700	\$437,180	\$437,180	75.87%
184	R5461420020	2041	5/20/2021	\$251,900	\$331,806	\$331,806	75.92%
185	R6120402459	2041	6/24/2021	\$278,300	\$366,478	\$366,478	75.94%
186	MKITT012601	65	5/27/2021	\$107,400	\$141,000	\$141,000	76.17%
187	R1580730120	2041	3/31/2021	\$291,500	\$382,419	\$382,419	76.23%
188	R9323150060	2048	11/6/2020	\$185,800	\$243,721	\$243,721	76.23%
189	R5130002655	2041	10/5/2020	\$223,600	\$292,734	\$292,734	76.38%
190	R0432000900	2041	9/3/2021	\$272,500	\$356,512	\$356,512	76.44%
191	R9626250025	2041	6/4/2021	\$275,800	\$360,686	\$360,686	76.47%
192	R5646030155	2041	6/29/2021	\$266,100	\$347,831	\$347,831	76.50%
193	R7334180220	2041	11/24/2020	\$237,700	\$310,658	\$310,658	76.52%
194	R7715160560	2041	5/26/2021	\$328,200	\$428,889	\$428,889	76.52%
195	R7192000110	2041	5/28/2021	\$290,900	\$380,050	\$380,050	76.54%
196	R6960150160	2041	8/6/2021	\$307,500	\$401,439	\$401,439	76.60%
197	R7101210230	2048	9/10/2021	\$167,400	\$218,169	\$218,169	76.73%
198	R0306000164	2041	6/30/2021	\$293,300	\$381,415	\$381,415	76.90%
199	R5861400230	26	6/3/2021	\$208,800	\$271,089	\$271,089	77.02%
200	R9442000060	2041	9/16/2021	\$249,200	\$323,482	\$323,482	77.04%
201	R8307000465	2041	6/4/2021	\$287,600	\$373,273	\$373,273	77.05%
202	R1624000880	2041	9/30/2021	\$255,100	\$331,031	\$331,031	77.06%
203	R7100580070	26	4/23/2021	\$224,900	\$291,419	\$291,419	77.17%
204	R1955010256	2041	4/16/2021	\$259,500	\$335,977	\$335,977	77.24%
205	R1955020877	2041	4/26/2021	\$287,400	\$372,044	\$372,044	77.25%
206	R1280500205	2041	4/16/2021	\$298,800	\$385,920	\$385,920	77.43%
207	R8123250635	2041	4/30/2021	\$329,800	\$425,810	\$425,810	77.45%
208	R2024250435	2041	7/2/2021	\$213,000	\$274,961	\$274,961	77.47%
209	R1814020035	1537	9/21/2021	\$328,900	\$424,096	\$424,096	77.55%
210	R6960130420	2041	4/19/2021	\$245,900	\$316,942	\$316,942	77.59%
211	R2024304271	2041	4/7/2021	\$277,200	\$356,987	\$356,987	77.65%
212	MCHAM021401	65	1/13/2021	\$62,900	\$81,000	\$81,000	77.65%
213	R8048013340	2041	1/26/2021	\$246,700	\$317,621	\$317,621	77.67%
214	R5130002452	2041	10/20/2020	\$207,600	\$267,234	\$267,234	77.68%
215	R8186700130	2041	5/13/2021	\$300,500	\$386,209	\$386,209	77.81%
216	R1001780080	2041	5/11/2021	\$255,500	\$328,349	\$328,349	77.81%
217	R9323030065	2041	9/2/2021	\$217,700	\$279,717	\$279,717	77.83%
218	R1095450040	2041	1/8/2021	\$243,600	\$312,981	\$312,981	77.83%
219	MFLEE062701	65	6/15/2021	\$122,400	\$157,250	\$157,250	77.84%
220	R1625750225	26	10/30/2020	\$198,800	\$255,360	\$255,360	77.85%
221	R1508020126	2041	5/27/2021	\$293,000	\$376,027	\$376,027	77.92%
222	R2365490350	2041	3/22/2021	\$309,500	\$396,744	\$396,744	78.01%

3/28/2022 9:43 PM

Boise Independent #1 - See Secondary Category(ies) Section below for details.

223	R2941000050	2041	10/21/2020	\$225,500	\$288,997	\$288,997	78.03%
224	R5456500980	2041	7/8/2021	\$330,200	\$423,115	\$423,115	78.04%
225	R3761770050	2041	5/13/2021	\$318,600	\$407,468	\$407,468	78.19%
226	R3193010085	2046	5/6/2021	\$122,000	\$156,015	\$156,015	78.20%
227	R9322400030	2041	4/20/2021	\$305,400	\$389,933	\$389,933	78.32%
228	R7334000165	2041	5/6/2021	\$293,300	\$374,436	\$374,436	78.33%
229	R5130000542	2041	2/19/2021	\$262,200	\$334,594	\$334,594	78.36%
230	R0356001815	2041	9/8/2021	\$229,300	\$292,486	\$292,486	78.40%
231	R1580740380	2041	7/6/2021	\$234,600	\$299,240	\$299,240	78.40%
232	S1023223595	2041	8/27/2021	\$264,800	\$337,516	\$337,516	78.46%
233	R7335570530	2041	6/8/2021	\$298,600	\$380,553	\$380,553	78.46%
234	R6637250930	2041	2/12/2021	\$321,700	\$408,914	\$408,914	78.67%
235	R9626250340	2041	6/14/2021	\$287,600	\$365,559	\$365,559	78.67%
236	R9035710560	2048	1/8/2021	\$211,200	\$268,269	\$268,269	78.73%
237	R5130002900	2041	10/30/2020	\$187,900	\$238,406	\$238,406	78.82%
238	R7443900010	2041	5/17/2021	\$299,300	\$379,497	\$379,497	78.87%
239	R6907150030	2041	6/11/2021	\$279,100	\$353,846	\$353,846	78.88%
240	R1525730440	2041	11/30/2020	\$333,100	\$422,232	\$422,232	78.89%
241	R0096000040	2041	6/11/2021	\$333,600	\$422,632	\$422,632	78.93%
242	R4221320400	1537	3/31/2021	\$331,100	\$419,279	\$419,279	78.97%
243	R3268510035	2041	2/24/2021	\$278,800	\$353,045	\$353,045	78.97%
244	R1362500180	2041	4/6/2021	\$300,400	\$380,317	\$380,317	78.99%
245	R2024320145	2041	12/4/2020	\$313,700	\$397,084	\$397,084	79.00%
246	R3046502800	2041	11/16/2020	\$315,700	\$399,532	\$399,532	79.02%
247	R5378670040	2041	8/10/2021	\$237,100	\$299,975	\$299,975	79.04%
248	R4726000092	2041	3/16/2021	\$244,000	\$308,312	\$308,312	79.14%
249	S1023244560	2041	7/12/2021	\$251,800	\$318,134	\$318,134	79.15%
250	R1779500340	2041	12/29/2020	\$258,100	\$325,897	\$325,897	79.20%
251	R1580500058	2041	5/19/2021	\$254,700	\$321,540	\$321,540	79.21%
252	R1383256080	26	1/13/2021	\$203,700	\$257,150	\$257,150	79.21%
253	R2024300790	2041	2/11/2021	\$293,800	\$370,769	\$370,769	79.24%
254	R3719170600	2041	8/10/2021	\$271,700	\$342,828	\$342,828	79.25%
255	R0805760045	2046	11/6/2020	\$154,500	\$194,766	\$194,766	79.33%
256	R8048300120	2041	5/21/2021	\$244,500	\$307,760	\$307,760	79.45%
257	R7292510035	2041	7/8/2021	\$278,100	\$350,015	\$350,015	79.45%
258	MMARL032703	65	4/8/2021	\$75,900	\$95,405	\$95,405	79.56%
259	R6960140280	2041	5/27/2021	\$254,400	\$319,186	\$319,186	79.70%
260	R1805750370	2041	11/3/2020	\$251,600	\$315,653	\$315,653	79.71%
261	R1407450013	2041	10/15/2020	\$216,800	\$271,794	\$271,794	79.77%
262	R1001190260	2041	7/2/2021	\$276,800	\$346,874	\$346,874	79.80%
263	R8951010079	2041	8/11/2021	\$328,900	\$411,832	\$411,832	79.86%
264	R1955001455	2041	12/11/2020	\$285,100	\$356,818	\$356,818	79.90%
265	R9626250220	2041	11/10/2020	\$268,200	\$335,658	\$335,658	79.90%
266	R7686140410	2041	5/28/2021	\$274,100	\$342,482	\$342,482	80.03%
267	R7367700106	2041	2/12/2021	\$285,000	\$355,996	\$355,996	80.06%
268	R8112009080	2041	1/22/2021	\$299,300	\$373,720	\$373,720	80.09%
269	R6960140090	2041	4/16/2021	\$245,900	\$306,920	\$306,920	80.12%
270	R1910160160	2041	2/2/2021	\$194,600	\$242,758	\$242,758	80.16%
271	R3417270095	2041	3/16/2021	\$284,600	\$355,026	\$355,026	80.16%
272	R1508000065	2041	3/31/2021	\$292,000	\$363,989	\$363,989	80.22%
273	R7335460185	2041	11/10/2020	\$271,000	\$337,755	\$337,755	80.24%
274	MSAHA832409	65	11/30/2020	\$49,600	\$61,800	\$61,800	80.26%
275	S0629212800	2041	8/3/2021	\$317,300	\$394,249	\$394,249	80.48%
276	R6890020160	2041	11/4/2020	\$327,100	\$406,070	\$406,070	80.55%
277	R9242570020	2041	3/5/2021	\$254,700	\$316,162	\$316,162	80.56%
278	R8307000315	2041	3/26/2021	\$276,100	\$342,522	\$342,522	80.61%
279	R5130002305	2041	10/16/2020	\$324,700	\$402,380	\$402,380	80.69%
280	R3036900010	2041	5/3/2021	\$324,700	\$402,289	\$402,289	80.71%
281	R5130002030	2041	7/16/2021	\$269,800	\$334,089	\$334,089	80.76%
282	R3239500615	2041	11/23/2020	\$259,500	\$321,308	\$321,308	80.76%
283	R7594510110	2041	4/30/2021	\$311,500	\$385,470	\$385,470	80.81%
284	R3473710280	2041	5/11/2021	\$301,200	\$372,720	\$372,720	80.81%
285	R0356001077	2041	12/31/2020	\$246,800	\$305,280	\$305,280	80.84%
286	R7835001230	2041	6/1/2021	\$281,700	\$348,189	\$348,189	80.90%
287	R2320550220	2041	7/13/2021	\$261,200	\$322,448	\$322,448	81.01%
288	R7334000496	2041	4/21/2021	\$274,700	\$338,957	\$338,957	81.04%
289	R5953730470	2041	8/23/2021	\$327,000	\$403,284	\$403,284	81.08%
290	R2847500200	2041	3/26/2021	\$322,800	\$398,066	\$398,066	81.09%
291	R2825370100	20	5/5/2021	\$156,700	\$193,200	\$193,200	81.11%
292	R7131000010	2041	8/2/2021	\$253,500	\$312,466	\$312,466	81.13%
293	R8307000040	2041	3/5/2021	\$326,400	\$402,059	\$402,059	81.18%
294	R1624001130	2041	8/27/2021	\$209,100	\$257,155	\$257,155	81.31%
295	R8123002946	2041	5/21/2021	\$273,500	\$335,898	\$335,898	81.42%
296	R5456501460	2041	7/13/2021	\$210,100	\$257,958	\$257,958	81.45%
297	R2024301480	2041	2/25/2021	\$271,100	\$332,755	\$332,755	81.47%

Boise Independent #1 - See Secondary Category(ies) Section below for details.

298	R3719250370	2041	8/2/2021	\$281,500	\$345,357	\$345,357	81.51%
299	R0387910010	2041	2/26/2021	\$319,400	\$391,816	\$391,816	81.52%
300	R5130003410	2041	3/16/2021	\$245,300	\$300,838	\$300,838	81.54%
301	R5130003060	2041	3/29/2021	\$289,200	\$354,504	\$354,504	81.58%
302	R7476250160	2041	11/16/2020	\$293,700	\$359,892	\$359,892	81.61%
303	R1039000030	20	2/10/2021	\$96,000	\$117,600	\$117,600	81.63%
304	R2825370040	20	5/6/2021	\$150,300	\$184,000	\$184,000	81.68%
305	R2024301270	2041	3/26/2021	\$227,000	\$277,720	\$277,720	81.74%
306	R9437520390	2041	8/23/2021	\$316,700	\$387,153	\$387,153	81.80%
307	R7451250040	2041	3/16/2021	\$298,300	\$364,368	\$364,368	81.87%
308	R8222140020	2041	12/23/2020	\$307,100	\$375,088	\$375,088	81.87%
309	R3205720060	26	8/11/2021	\$167,100	\$203,877	\$203,877	81.96%
310	R2733020210	2041	3/25/2021	\$300,800	\$366,835	\$366,835	82.00%
311	R3638300180	2041	6/10/2021	\$194,800	\$237,409	\$237,409	82.05%
312	S1018110207	2041	5/5/2021	\$292,900	\$356,934	\$356,934	82.06%
313	R9517700170	2041	4/20/2021	\$323,100	\$393,551	\$393,551	82.10%
314	R7717170180	2041	3/24/2021	\$275,500	\$335,500	\$335,500	82.12%
315	R1625750140	26	5/19/2021	\$203,000	\$246,661	\$246,661	82.30%
316	R3239010010	2041	6/25/2021	\$315,500	\$383,171	\$383,171	82.34%
317	R5445310060	20	10/23/2020	\$185,500	\$225,250	\$225,250	82.35%
318	R7777805830	2041	5/7/2021	\$234,900	\$285,023	\$285,023	82.41%
319	R1582210120	2041	4/16/2021	\$285,900	\$346,874	\$346,874	82.42%
320	R5462500010	2041	4/19/2021	\$261,300	\$316,942	\$316,942	82.44%
321	R0349550050	2041	4/5/2021	\$226,900	\$275,181	\$275,181	82.45%
322	R1077500310	2041	6/18/2021	\$323,500	\$392,070	\$392,070	82.51%
323	R7835001080	2041	11/6/2020	\$259,800	\$314,785	\$314,785	82.53%
324	R2733040285	2041	11/25/2020	\$290,500	\$351,755	\$351,755	82.59%
325	R7569500805	2041	11/25/2020	\$299,100	\$362,101	\$362,101	82.60%
326	R1914250350	2041	12/14/2020	\$313,400	\$379,219	\$379,219	82.64%
327	R7598000006	2041	5/11/2021	\$315,400	\$381,595	\$381,595	82.65%
328	R1625502330	2041	10/13/2020	\$294,100	\$355,166	\$355,166	82.81%
329	R5646030130	2041	6/16/2021	\$249,100	\$300,496	\$300,496	82.90%
330	R8048300060	2041	8/23/2021	\$237,300	\$286,251	\$286,251	82.90%
331	R8039680060	26	6/21/2021	\$216,200	\$260,661	\$260,661	82.94%
332	MTAMA761418	65	4/14/2021	\$31,700	\$38,200	\$38,200	82.98%
333	R6284130170	2041	4/9/2021	\$322,400	\$388,410	\$388,410	83.01%
334	R0349550450	2041	5/25/2021	\$229,100	\$275,968	\$275,968	83.02%
335	S1126110300	1234	12/21/2020	\$293,100	\$353,050	\$353,050	83.02%
336	R5125610230	26	7/1/2021	\$196,900	\$237,107	\$237,107	83.04%
337	R3650000030	2041	8/13/2021	\$257,100	\$309,324	\$309,324	83.12%
338	R9829120010	2041	3/12/2021	\$254,500	\$306,165	\$306,165	83.13%
339	R3161170300	2041	3/26/2021	\$296,300	\$356,408	\$356,408	83.14%
340	R7777800272	2041	1/11/2021	\$297,400	\$357,699	\$357,699	83.14%
341	R5861400130	26	5/7/2021	\$248,100	\$298,383	\$298,383	83.15%
342	R6120310050	2041	4/12/2021	\$267,900	\$322,176	\$322,176	83.15%
343	R4221310050	1537	2/22/2021	\$317,200	\$381,341	\$381,341	83.18%
344	R5130003670	2041	8/2/2021	\$286,700	\$344,535	\$344,535	83.21%
345	R1625750180	26	6/1/2021	\$203,000	\$243,733	\$243,733	83.29%
346	R3638350235	2041	3/12/2021	\$282,800	\$339,454	\$339,454	83.31%
347	R2733020075	2041	8/18/2021	\$312,600	\$375,160	\$375,160	83.32%
348	R1035210260	20	10/28/2020	\$265,000	\$318,000	\$318,000	83.33%
349	R8079230200	2041	3/4/2021	\$302,400	\$362,740	\$362,740	83.37%
350	R8112001841	2041	3/22/2021	\$263,400	\$315,908	\$315,908	83.38%
351	R2861870020	2041	10/7/2020	\$224,700	\$269,362	\$269,362	83.42%
352	R5456501290	2041	7/23/2021	\$270,300	\$323,649	\$323,649	83.52%
353	R6114500820	2041	9/22/2021	\$294,300	\$352,305	\$352,305	83.54%
354	R1281500230	2041	9/23/2021	\$327,400	\$391,883	\$391,883	83.55%
355	R5498700361	2041	10/27/2020	\$277,900	\$332,565	\$332,565	83.56%
356	R8112003083	2041	6/30/2021	\$304,600	\$364,463	\$364,463	83.57%
357	R5739770040	2041	7/1/2021	\$288,500	\$345,160	\$345,160	83.58%
358	MCONC751403	65	1/17/2021	\$20,900	\$25,000	\$25,000	83.60%
359	R3386000555	2041	7/16/2021	\$314,400	\$375,850	\$375,850	83.65%
360	R7334240280	2041	3/19/2021	\$257,200	\$307,463	\$307,463	83.65%
361	R1320710100	2041	12/31/2020	\$305,700	\$365,335	\$365,335	83.68%
362	R2733040005	2041	7/7/2021	\$324,600	\$387,392	\$387,392	83.79%
363	R3239170100	26	5/5/2021	\$231,800	\$276,624	\$276,624	83.80%
364	R1281370070	2041	7/8/2021	\$247,200	\$294,484	\$294,484	83.94%
365	R1580340370	2041	9/30/2021	\$297,200	\$354,009	\$354,009	83.95%
366	R1383256040	26	8/12/2021	\$188,200	\$224,140	\$224,140	83.97%
367	R0880000044	2041	7/30/2021	\$277,100	\$329,819	\$329,819	84.02%
368	R5470550035	2041	9/20/2021	\$224,700	\$267,269	\$267,269	84.07%
369	R9206500065	2041	10/15/2020	\$325,500	\$386,743	\$386,743	84.16%
370	R5836510030	2041	8/18/2021	\$324,700	\$385,694	\$385,694	84.19%
371	R9243010350	26	4/20/2021	\$300,900	\$357,363	\$357,363	84.20%
372	R7715160460	2041	4/7/2021	\$323,800	\$384,546	\$384,546	84.20%

Boise Independent #1 - See Secondary Category(ies) Section below for details.

373	R1245310070	2041	1/15/2021	\$291,100	\$345,527	\$345,527	84.25%
374	R5716000020	2041	1/4/2021	\$302,500	\$359,009	\$359,009	84.26%
375	R9323900200	2041	9/20/2021	\$265,000	\$314,434	\$314,434	84.28%
376	R7320310100	2041	6/18/2021	\$289,100	\$342,794	\$342,794	84.34%
377	R1956160050	2041	7/12/2021	\$300,500	\$356,276	\$356,276	84.34%
378	R1955020760	2041	3/7/2021	\$309,100	\$366,452	\$366,452	84.35%
379	R3415610160	2041	3/30/2021	\$294,100	\$348,644	\$348,644	84.36%
380	R5125580330	2041	12/30/2020	\$317,000	\$375,589	\$375,589	84.40%
381	MCHAM121301	65	5/24/2021	\$87,300	\$103,400	\$103,400	84.43%
382	R2734531170	2041	1/14/2021	\$277,000	\$328,059	\$328,059	84.44%
383	R3415610050	2041	2/2/2021	\$279,700	\$331,121	\$331,121	84.47%
384	R7337002620	2041	8/9/2021	\$317,600	\$375,824	\$375,824	84.51%
385	R1525610240	2041	7/8/2021	\$320,000	\$378,622	\$378,622	84.52%
386	R3825270140	2041	5/28/2021	\$284,300	\$336,366	\$336,366	84.52%
387	R3581000105	2041	6/18/2021	\$280,400	\$331,653	\$331,653	84.55%
388	R1074810020	2041	6/2/2021	\$283,200	\$334,825	\$334,825	84.58%
389	R4999000020	2041	8/13/2021	\$291,400	\$344,327	\$344,327	84.63%
390	S1023223565	2041	7/16/2021	\$325,200	\$384,202	\$384,202	84.64%
391	R5793170030	2041	4/1/2021	\$332,000	\$392,195	\$392,195	84.65%
392	R2734500826	2048	2/8/2021	\$228,900	\$270,394	\$270,394	84.65%
393	R3719170020	2041	3/8/2021	\$278,900	\$329,409	\$329,409	84.67%
394	R7716750040	2041	6/24/2021	\$218,100	\$257,387	\$257,387	84.74%
395	R7580500030	2041	5/28/2021	\$294,100	\$346,850	\$346,850	84.79%
396	R1005680280	26	8/19/2021	\$216,300	\$255,004	\$255,004	84.82%
397	R5130000390	2041	11/23/2020	\$232,100	\$273,630	\$273,630	84.82%
398	R3817020300	2041	7/9/2021	\$329,100	\$387,942	\$387,942	84.83%
399	R1280520155	2041	10/20/2020	\$302,100	\$356,098	\$356,098	84.84%
400	R6206700025	2041	4/5/2021	\$249,100	\$293,526	\$293,526	84.86%
401	R1842701827	2048	1/4/2021	\$317,400	\$373,968	\$373,968	84.87%
402	R1624003605	2041	6/16/2021	\$306,200	\$360,595	\$360,595	84.92%
403	R5125580325	2041	10/14/2020	\$324,200	\$381,722	\$381,722	84.93%
404	R1280510300	2041	5/28/2021	\$327,400	\$385,292	\$385,292	84.97%
405	R3053020030	2041	6/30/2021	\$298,900	\$351,749	\$351,749	84.98%
406	R7100700190	2041	4/20/2021	\$307,600	\$361,886	\$361,886	85.00%
407	R1031860020	2041	4/30/2021	\$262,900	\$309,273	\$309,273	85.01%
408	R5445310040	20	12/9/2020	\$238,500	\$280,500	\$280,500	85.03%
409	R7337003650	2041	11/24/2020	\$274,900	\$323,084	\$323,084	85.09%
410	R1892011020	2041	11/19/2020	\$269,100	\$316,251	\$316,251	85.09%
411	R7777775350	2041	11/5/2020	\$291,500	\$342,472	\$342,472	85.12%
412	R3674140130	2041	8/2/2021	\$297,500	\$349,469	\$349,469	85.13%
413	R8521480130	2041	2/26/2021	\$331,600	\$389,441	\$389,441	85.15%
414	R1754001825	2041	5/7/2021	\$311,100	\$365,186	\$365,186	85.19%
415	R0432010120	2041	10/22/2020	\$232,800	\$273,254	\$273,254	85.20%
416	R2733040270	2041	6/29/2021	\$312,000	\$366,071	\$366,071	85.23%
417	R7835001402	2041	4/27/2021	\$279,900	\$328,105	\$328,105	85.31%
418	R2733040160	2041	9/1/2021	\$291,800	\$341,969	\$341,969	85.33%
419	R8036150260	2041	3/12/2021	\$276,100	\$323,513	\$323,513	85.34%
420	S1007223120	2041	10/22/2020	\$253,300	\$296,737	\$296,737	85.36%
421	R3109112165	2041	12/7/2020	\$323,300	\$378,494	\$378,494	85.42%
422	R5985170122	2041	12/18/2020	\$285,600	\$334,272	\$334,272	85.44%
423	R5130001592	2041	11/19/2020	\$232,000	\$271,516	\$271,516	85.45%
424	R3053000670	2041	6/22/2021	\$311,900	\$365,017	\$365,017	85.45%
425	R3638760130	2041	5/25/2021	\$309,200	\$361,825	\$361,825	85.46%
426	S1126110350	12	10/1/2020	\$135,900	\$159,000	\$159,000	85.47%
427	R3046640150	2041	10/30/2020	\$323,600	\$378,536	\$378,536	85.49%
428	R8222710050	1537	11/13/2020	\$312,900	\$366,010	\$366,010	85.49%
429	R7648000030	2041	10/20/2020	\$322,100	\$376,415	\$376,415	85.57%
430	R1387000160	2041	7/20/2021	\$261,400	\$305,402	\$305,402	85.59%
431	R1376840170	2041	3/12/2021	\$325,100	\$379,776	\$379,776	85.60%
432	R5130003590	2041	4/30/2021	\$253,500	\$295,826	\$295,826	85.69%
433	R1508010080	2041	8/16/2021	\$278,300	\$324,709	\$324,709	85.71%
434	R1280500170	2041	11/20/2020	\$285,200	\$332,588	\$332,588	85.75%
435	R2365490040	2041	12/30/2020	\$295,400	\$344,232	\$344,232	85.81%
436	R1943002910	2041	5/21/2021	\$301,900	\$351,638	\$351,638	85.86%
437	R5315000015	2041	10/23/2020	\$320,400	\$373,140	\$373,140	85.87%
438	R3268500111	2041	12/9/2020	\$320,400	\$373,140	\$373,140	85.90%
439	R1625750155	26	3/4/2021	\$219,100	\$255,051	\$255,051	85.90%
440	R4702000040	2041	10/14/2020	\$291,000	\$338,711	\$338,711	85.91%
441	R8040520030	26	4/8/2021	\$283,000	\$329,308	\$329,308	85.94%
442	R1029270010	2041	11/13/2020	\$301,700	\$351,052	\$351,052	85.94%
443	R5117270120	2041	7/9/2021	\$314,300	\$365,665	\$365,665	85.95%
444	R1952000044	2041	5/24/2021	\$270,700	\$314,805	\$314,805	85.99%
445	R3719250768	2041	12/30/2020	\$331,700	\$385,708	\$385,708	86.00%
446	R5056760080	2041	11/10/2020	\$288,700	\$335,658	\$335,658	86.01%
447	R8049270295	1537	4/22/2021	\$291,500	\$338,646	\$338,646	86.08%

Boise Independent #1 - See Secondary Category(ies) Section below for details.

448	R1892000210	2041	7/27/2021	\$300,000	\$348,506	\$348,506	86.08%
449	R5611010150	26	4/30/2021	\$281,800	\$327,202	\$327,202	86.12%
450	R3024000165	2041	1/8/2021	\$329,500	\$382,532	\$382,532	86.14%
451	R8048300230	2041	12/22/2020	\$269,600	\$312,861	\$312,861	86.17%
452	R3719170901	2041	2/8/2021	\$258,200	\$299,365	\$299,365	86.25%
453	R5248050040	2041	6/21/2021	\$254,400	\$294,846	\$294,846	86.28%
454	R1943000035	2041	12/7/2020	\$322,300	\$373,480	\$373,480	86.30%
455	R2024380681	2041	10/13/2020	\$213,800	\$247,540	\$247,540	86.37%
456	R1580260761	2041	7/16/2021	\$288,600	\$334,089	\$334,089	86.38%
457	R1955020632	2041	5/28/2021	\$317,100	\$366,945	\$366,945	86.42%
458	MVAND792402	65	12/18/2020	\$50,000	\$57,855	\$57,855	86.42%
459	R8069120100	2041	6/3/2021	\$277,900	\$321,484	\$321,484	86.44%
460	R8499220070	26	4/27/2021	\$291,400	\$337,094	\$337,094	86.44%
461	R7334000346	2041	10/15/2020	\$329,700	\$381,371	\$381,371	86.45%
462	R7334240330	2041	4/13/2021	\$286,700	\$331,441	\$331,441	86.50%
463	R1132500730	2041	4/1/2021	\$302,700	\$349,845	\$349,845	86.52%
464	R6055620020	2041	10/1/2020	\$282,400	\$326,349	\$326,349	86.53%
465	R8048013720	2041	12/18/2020	\$276,200	\$319,077	\$319,077	86.56%
466	R7292510025	2041	5/5/2021	\$278,100	\$321,240	\$321,240	86.57%
467	R7877750040	2041	3/2/2021	\$217,200	\$250,789	\$250,789	86.61%
468	R8499210090	26	6/24/2021	\$203,000	\$234,375	\$234,375	86.61%
469	R9529660410	2041	11/13/2020	\$310,900	\$358,793	\$358,793	86.65%
470	MKITX682001	65	10/3/2020	\$15,400	\$17,765	\$17,765	86.69%
471	R3239010070	2041	6/17/2021	\$267,700	\$308,798	\$308,798	86.69%
472	R4548530220	2041	12/18/2020	\$317,900	\$366,686	\$366,686	86.70%
473	R3719091100	1537	4/16/2021	\$279,500	\$322,357	\$322,357	86.71%
474	R5130000348	2041	4/7/2021	\$301,700	\$347,922	\$347,922	86.71%
475	R1525610220	2041	6/4/2021	\$323,800	\$373,273	\$373,273	86.75%
476	R8307000025	2041	8/9/2021	\$276,400	\$318,552	\$318,552	86.77%
477	R1383255060	26	4/27/2021	\$199,000	\$229,224	\$229,224	86.81%
478	R5130001375	2041	4/29/2021	\$319,400	\$367,879	\$367,879	86.82%
479	R6120060020	2041	1/22/2021	\$255,500	\$294,268	\$294,268	86.83%
480	R7084360060	2041	5/14/2021	\$280,700	\$323,020	\$323,020	86.90%
481	R3817010060	2041	2/10/2021	\$318,500	\$366,290	\$366,290	86.95%
482	R6637251020	2041	7/1/2021	\$324,000	\$372,597	\$372,597	86.96%
483	R8222940390	1537	5/18/2021	\$295,200	\$339,470	\$339,470	86.96%
484	R2745780120	2041	10/30/2020	\$267,500	\$307,279	\$307,279	87.05%
485	R2024303640	2041	11/30/2020	\$287,800	\$330,577	\$330,577	87.06%
486	R5160500050	2041	2/24/2021	\$306,600	\$352,093	\$352,093	87.08%
487	R1754002290	2041	7/9/2021	\$276,700	\$317,751	\$317,751	87.08%
488	R0888140720	26	2/25/2021	\$182,800	\$209,873	\$209,873	87.10%
489	R1580730430	2041	10/20/2020	\$293,500	\$336,742	\$336,742	87.16%
490	R7877750080	2041	3/30/2021	\$217,200	\$249,032	\$249,032	87.22%
491	R1754000660	2041	7/7/2021	\$282,900	\$324,230	\$324,230	87.25%
492	R1525731060	2041	7/22/2021	\$311,700	\$357,171	\$357,171	87.27%
493	R5399380090	2041	6/18/2021	\$324,700	\$371,931	\$371,931	87.30%
494	R7789640240	2041	4/21/2021	\$284,100	\$325,399	\$325,399	87.31%
495	R3046505350	2041	4/23/2021	\$263,900	\$302,246	\$302,246	87.31%
496	R2024250092	2041	6/8/2021	\$313,400	\$358,931	\$358,931	87.31%
497	MCHAM921435	65	1/20/2021	\$43,600	\$49,900	\$49,900	87.37%
498	R7084340260	2041	6/17/2021	\$278,400	\$318,234	\$318,234	87.48%
499	R1805750480	2041	10/15/2020	\$254,600	\$291,024	\$291,024	87.48%
500	R2024304590	2041	8/6/2021	\$268,800	\$307,224	\$307,224	87.49%
501	R1001270080	2041	4/14/2021	\$262,600	\$300,115	\$300,115	87.50%
502	R5710410950	2041	10/14/2020	\$315,200	\$360,216	\$360,216	87.50%
503	R4221010050	26	3/17/2021	\$196,100	\$224,021	\$224,021	87.54%
504	R7835000912	2041	7/16/2021	\$248,600	\$283,975	\$283,975	87.54%
505	R1525590240	2041	11/11/2020	\$332,200	\$379,364	\$379,364	87.57%
506	R2919000680	2041	7/16/2021	\$318,200	\$363,322	\$363,322	87.58%
507	R7777816061	2041	7/6/2021	\$296,800	\$338,858	\$338,858	87.59%
508	S0633223166	2041	11/25/2020	\$291,800	\$333,133	\$333,133	87.59%
509	R2024301220	2041	10/6/2020	\$300,000	\$342,293	\$342,293	87.64%
510	R7867520220	2041	12/11/2020	\$310,200	\$353,759	\$353,759	87.69%
511	R1387000100	2041	10/23/2020	\$262,000	\$298,597	\$298,597	87.74%
512	R5315900980	2041	1/4/2021	\$240,700	\$274,243	\$274,243	87.77%
513	R3046610390	2041	3/5/2021	\$256,800	\$292,568	\$292,568	87.77%
514	R3046620190	2041	11/5/2020	\$322,900	\$367,762	\$367,762	87.80%
515	R5461601030	2041	1/29/2021	\$300,400	\$342,087	\$342,087	87.81%
516	R8281007420	2041	8/10/2021	\$250,900	\$285,690	\$285,690	87.82%
517	R1281500260	2041	9/9/2021	\$278,300	\$316,834	\$316,834	87.84%
518	R7335540175	2041	6/7/2021	\$330,100	\$375,709	\$375,709	87.86%
519	R5498700510	2041	4/22/2021	\$222,200	\$252,855	\$252,855	87.88%
520	R1529320220	2041	4/20/2021	\$290,200	\$330,221	\$330,221	87.88%
521	R8281001870	2041	7/20/2021	\$258,900	\$294,584	\$294,584	87.89%
522	R1604060020	2041	7/13/2021	\$305,600	\$347,574	\$347,574	87.92%

Boise Independent #1 - See Secondary Category(ies) Section below for details.

523	R8499240250	26	5/20/2021	\$239,900	\$272,838	\$272,838	87.93%
524	R8378001340	20	6/11/2021	\$142,500	\$162,000	\$162,000	87.96%
525	R7451220070	1537	11/19/2020	\$323,400	\$367,570	\$367,570	87.98%
526	R9177220110	2041	7/6/2021	\$319,000	\$362,461	\$362,461	88.01%
527	R0387040090	2041	10/22/2020	\$262,100	\$297,804	\$297,804	88.01%
528	R7132000100	2041	8/13/2021	\$329,600	\$374,445	\$374,445	88.02%
529	R0387030100	2041	4/12/2021	\$313,000	\$355,442	\$355,442	88.06%
530	R2024303898	2041	10/14/2020	\$291,700	\$331,184	\$331,184	88.08%
531	R1281500180	2041	4/26/2021	\$253,600	\$287,918	\$287,918	88.08%
532	R7877860060	2041	10/23/2020	\$305,300	\$346,586	\$346,586	88.09%
533	R3386000255	2041	5/17/2021	\$283,800	\$322,131	\$322,131	88.10%
534	R3046620170	2041	12/11/2020	\$307,300	\$348,662	\$348,662	88.14%
535	R6122930140	2041	1/5/2021	\$294,200	\$333,771	\$333,771	88.14%
536	R2024304702	2041	1/8/2021	\$304,900	\$345,769	\$345,769	88.18%
537	R8074420600	2041	10/9/2020	\$242,900	\$275,457	\$275,457	88.18%
538	R7777807150	2041	6/21/2021	\$320,400	\$363,256	\$363,256	88.20%
539	R1508020250	2041	8/2/2021	\$308,300	\$349,469	\$349,469	88.22%
540	R2847500150	2041	12/15/2020	\$302,900	\$343,218	\$343,218	88.25%
541	R8186700150	2041	4/28/2021	\$329,000	\$372,708	\$372,708	88.27%
542	R4221300760	1537	3/30/2021	\$325,700	\$368,936	\$368,936	88.28%
543	R7337003575	2041	8/5/2021	\$267,900	\$303,406	\$303,406	88.30%
544	R0984180046	1537	9/24/2021	\$241,400	\$273,338	\$273,338	88.32%
545	R8123031500	2041	11/13/2020	\$240,200	\$271,971	\$271,971	88.32%
546	R9323040065	2041	8/20/2021	\$234,300	\$265,284	\$265,284	88.32%
547	R1955020483	2041	10/23/2020	\$301,400	\$341,147	\$341,147	88.35%
548	R7045570090	2041	7/15/2021	\$332,300	\$376,112	\$376,112	88.35%
549	R7780510336	2041	10/7/2020	\$301,300	\$340,896	\$340,896	88.38%
550	R2909520145	1537	8/19/2021	\$272,000	\$307,624	\$307,624	88.42%
551	R2919000240	2041	7/9/2021	\$315,200	\$356,419	\$356,419	88.44%
552	R3205720400	26	7/28/2021	\$168,200	\$189,995	\$189,995	88.53%
553	R7084360020	2041	3/18/2021	\$280,700	\$317,071	\$317,071	88.53%
554	R2732850215	20	3/19/2021	\$83,300	\$94,080	\$94,080	88.54%
555	R8222880040	1537	12/10/2020	\$302,700	\$341,839	\$341,839	88.55%
556	R1580700395	2041	9/2/2021	\$311,400	\$351,645	\$351,645	88.56%
557	R0432240140	2041	3/22/2021	\$310,200	\$350,287	\$350,287	88.56%
558	R3268510025	2041	12/22/2020	\$317,300	\$358,276	\$358,276	88.56%
559	S0628336570	2041	10/9/2020	\$320,500	\$361,875	\$361,875	88.57%
560	R2024302621	2041	5/24/2021	\$302,900	\$341,989	\$341,989	88.57%
561	R1814200180	2041	4/22/2021	\$310,500	\$350,385	\$350,385	88.62%
562	R0349550090	2041	3/3/2021	\$228,900	\$258,122	\$258,122	88.68%
563	R3386000465	2041	11/6/2020	\$271,000	\$305,310	\$305,310	88.76%
564	R2733050245	2041	8/5/2021	\$327,700	\$369,007	\$369,007	88.81%
565	R1525640740	2041	8/9/2021	\$326,500	\$367,654	\$367,654	88.81%
566	R3192680330	2041	6/30/2021	\$301,100	\$339,036	\$339,036	88.81%
567	R2733010001	2041	10/16/2020	\$282,300	\$317,696	\$317,696	88.86%
568	R1293250090	2041	7/16/2021	\$267,300	\$300,680	\$300,680	88.90%
569	R5646030140	2041	4/26/2021	\$292,100	\$328,406	\$328,406	88.94%
570	R1071140580	2041	4/9/2021	\$329,300	\$370,131	\$370,131	88.97%
571	R9403960090	2041	5/14/2021	\$287,400	\$323,020	\$323,020	88.97%
572	R1955010335	2041	4/12/2021	\$326,200	\$366,379	\$366,379	89.03%
573	R0539420170	2041	7/19/2021	\$293,000	\$329,005	\$329,005	89.06%
574	R1954700300	2041	10/19/2020	\$324,100	\$363,917	\$363,917	89.06%
575	R3719250115	2041	6/8/2021	\$285,600	\$320,011	\$320,011	89.25%
576	R4221730244	1537	11/16/2020	\$326,800	\$366,151	\$366,151	89.25%
577	R3239170160	26	3/31/2021	\$230,300	\$258,018	\$258,018	89.26%
578	R8511370230	1537	7/14/2021	\$321,500	\$359,806	\$359,806	89.35%
579	R1525660100	2041	3/2/2021	\$327,700	\$366,719	\$366,719	89.36%
580	R1753013335	2041	5/26/2021	\$305,100	\$341,361	\$341,361	89.38%
581	R1624004510	2041	12/22/2020	\$332,900	\$372,204	\$372,204	89.44%
582	R5861400010	26	4/2/2021	\$297,000	\$332,048	\$332,048	89.44%
583	R9243010320	26	6/11/2021	\$300,900	\$336,380	\$336,380	89.45%
584	R9322400080	2041	8/27/2021	\$269,600	\$301,354	\$301,354	89.46%
585	R3638300080	2041	8/4/2021	\$194,800	\$217,504	\$217,504	89.56%
586	R1077500360	2041	8/23/2021	\$318,000	\$354,890	\$354,890	89.61%
587	R0888140590	26	10/27/2020	\$182,800	\$204,001	\$204,001	89.61%
588	R5042700200	2041	12/11/2020	\$333,500	\$372,110	\$372,110	89.62%
589	R2733060030	2041	6/30/2021	\$315,300	\$351,749	\$351,749	89.64%
590	R7084350060	2041	6/30/2021	\$322,900	\$360,225	\$360,225	89.64%
591	R3239040060	2041	10/26/2020	\$307,100	\$342,442	\$342,442	89.68%
592	MOAKW002755	65	12/14/2020	\$78,300	\$87,290	\$87,290	89.70%
593	R7132000420	2041	10/15/2020	\$296,900	\$330,880	\$330,880	89.73%
594	R7335550170	2041	1/21/2021	\$315,400	\$351,482	\$351,482	89.73%
595	R3192680200	2041	12/8/2020	\$293,600	\$327,134	\$327,134	89.75%
596	R7569750825	2041	8/11/2021	\$303,900	\$338,436	\$338,436	89.80%
597	R8048250270	1537	6/3/2021	\$331,600	\$369,272	\$369,272	89.80%

Boise Independent #1 - See Secondary Category(ies) Section below for details.

598	R0045000140	2041	12/24/2020	\$332,900	\$370,715	\$370,715	89.80%
599	R7686140670	2041	4/9/2021	\$328,400	\$365,562	\$365,562	89.83%
600	R3271730040	1537	2/19/2021	\$322,100	\$358,494	\$358,494	89.85%
601	R2782200190	2041	4/16/2021	\$314,500	\$349,598	\$349,598	89.96%
602	R1510110080	2041	6/18/2021	\$262,200	\$291,375	\$291,375	89.99%
603	R7335540225	2041	9/29/2021	\$306,600	\$340,691	\$340,691	89.99%
604	MSKYL741406	65	9/27/2021	\$19,800	\$22,000	\$22,000	90.00%
605	R6206410020	2041	7/7/2021	\$318,400	\$353,706	\$353,706	90.02%
606	R1579210020	2041	6/18/2021	\$320,400	\$355,649	\$355,649	90.09%
607	R9322401030	2041	10/21/2020	\$298,400	\$331,198	\$331,198	90.10%
608	R3046620180	2041	5/24/2021	\$296,300	\$328,835	\$328,835	90.11%
609	R5457970200	2041	11/10/2020	\$284,500	\$315,728	\$315,728	90.11%
610	MNASH052801	65	10/30/2020	\$174,200	\$193,221	\$193,221	90.16%
611	R1955020643	2041	10/6/2020	\$292,000	\$323,878	\$323,878	90.16%
612	R7696810130	26	7/27/2021	\$290,900	\$322,461	\$322,461	90.21%
613	R2919350310	2041	4/27/2021	\$278,200	\$308,328	\$308,328	90.23%
614	R3513500135	2041	8/18/2021	\$283,000	\$313,579	\$313,579	90.25%
615	R3161000190	2041	9/10/2021	\$318,000	\$352,243	\$352,243	90.28%
616	R1580340520	2041	1/19/2021	\$288,600	\$319,670	\$319,670	90.28%
617	R3674170050	2041	9/28/2021	\$303,100	\$335,620	\$335,620	90.31%
618	R1387010025	2041	6/29/2021	\$298,900	\$330,855	\$330,855	90.34%
619	R6116250010	2041	9/20/2021	\$255,600	\$282,912	\$282,912	90.35%
620	R4997440200	1537	4/16/2021	\$274,900	\$304,196	\$304,196	90.37%
621	R0995010260	2041	12/29/2020	\$290,000	\$320,883	\$320,883	90.38%
622	R7569500538	2041	1/21/2021	\$319,500	\$353,446	\$353,446	90.40%
623	R2024370320	2041	8/19/2021	\$241,500	\$267,147	\$267,147	90.40%
624	R1624004445	2041	11/30/2020	\$288,600	\$319,248	\$319,248	90.40%
625	R3719750120	2041	3/19/2021	\$326,000	\$360,571	\$360,571	90.41%
626	R2361400730	2041	9/21/2021	\$252,900	\$279,590	\$279,590	90.45%
627	R3719170098	2041	10/13/2020	\$262,900	\$290,590	\$290,590	90.47%
628	R5579243330	2041	11/2/2020	\$239,000	\$264,167	\$264,167	90.47%
629	R2024301712	2041	4/30/2021	\$227,100	\$251,004	\$251,004	90.48%
630	R9322400990	2041	6/18/2021	\$312,700	\$345,365	\$345,365	90.54%
631	R7704530275	2041	11/24/2020	\$314,100	\$346,901	\$346,901	90.54%
632	R1525670780	2041	2/12/2021	\$318,100	\$351,185	\$351,185	90.58%
633	R7824190070	2041	8/11/2021	\$258,500	\$285,347	\$285,347	90.59%
634	R1525670530	2041	4/1/2021	\$311,100	\$343,401	\$343,401	90.59%
635	R5130003790	2041	11/17/2020	\$298,400	\$329,337	\$329,337	90.61%
636	R4707300200	2041	8/3/2021	\$316,400	\$349,148	\$349,148	90.62%
637	R1580710165	2041	12/4/2020	\$318,100	\$350,911	\$350,911	90.65%
638	R1954700800	2041	11/6/2020	\$323,100	\$356,370	\$356,370	90.66%
639	R6876950050	2041	8/9/2021	\$318,900	\$351,722	\$351,722	90.67%
640	R8281570012	2041	11/19/2020	\$233,000	\$256,952	\$256,952	90.68%
641	R7334180485	2041	2/5/2021	\$276,700	\$305,033	\$305,033	90.71%
642	R3616210100	2041	5/12/2021	\$301,600	\$332,481	\$332,481	90.71%
643	R9539500159	2041	5/6/2021	\$315,500	\$347,691	\$347,691	90.74%
644	R5130001125	2041	9/8/2021	\$313,900	\$345,738	\$345,738	90.79%
645	R9464250140	26	5/21/2021	\$207,600	\$228,622	\$228,622	90.81%
646	R7442510010	2041	2/22/2021	\$303,000	\$333,673	\$333,673	90.81%
647	R1954700560	2041	12/18/2020	\$331,300	\$364,660	\$364,660	90.85%
648	MMOJA141602	65	11/4/2020	\$88,900	\$97,850	\$97,850	90.85%
649	R9470340040	2041	3/31/2021	\$288,900	\$317,915	\$317,915	90.87%
650	R7909730360	2041	8/20/2021	\$288,000	\$316,805	\$316,805	90.91%
651	R7192000105	2041	8/27/2021	\$314,300	\$345,552	\$345,552	90.96%
652	R1252200145	2041	5/28/2021	\$302,000	\$331,998	\$331,998	90.96%
653	R8020820110	2041	8/30/2021	\$240,600	\$264,461	\$264,461	90.98%
654	R1954700130	2041	4/16/2021	\$318,100	\$349,598	\$349,598	90.99%
655	R3638300190	2041	5/3/2021	\$211,500	\$232,434	\$232,434	90.99%
656	R8186170240	2041	6/9/2021	\$279,200	\$306,755	\$306,755	91.02%
657	R7501530430	2041	8/6/2021	\$309,500	\$339,994	\$339,994	91.03%
658	MCHAM222701	65	7/12/2021	\$132,500	\$145,509	\$145,509	91.06%
659	R7084340050	2041	4/27/2021	\$278,400	\$305,632	\$305,632	91.09%
660	R4769360060	2041	10/21/2020	\$290,200	\$318,377	\$318,377	91.15%
661	R1575000040	2041	6/30/2021	\$282,000	\$309,370	\$309,370	91.15%
662	R5512710010	2041	5/14/2021	\$298,500	\$327,445	\$327,445	91.16%
663	R0356000740	2041	6/21/2021	\$300,000	\$329,031	\$329,031	91.18%
664	R1508030090	2041	11/3/2020	\$307,100	\$336,767	\$336,767	91.19%
665	R6120230050	2041	7/16/2021	\$278,100	\$304,856	\$304,856	91.22%
666	R1582210300	2041	11/30/2020	\$301,800	\$330,577	\$330,577	91.30%
667	R8112006200	2041	8/24/2021	\$294,300	\$322,331	\$322,331	91.30%
668	R4959500070	2041	12/10/2020	\$289,000	\$316,329	\$316,329	91.36%
669	R0719420180	2041	12/30/2020	\$297,500	\$325,598	\$325,598	91.37%
670	R5125610060	26	7/30/2021	\$226,900	\$248,189	\$248,189	91.42%
671	MFLEE202717	65	10/22/2020	\$128,400	\$140,407	\$140,407	91.45%
672	R5973500090	2041	10/23/2020	\$307,200	\$335,922	\$335,922	91.45%

Boise Independent #1 - See Secondary Category(ies) Section below for details.

673	R8123002948	2041	11/20/2020	\$278,400	\$304,422	\$304,422	91.45%
674	R6960130470	2041	9/30/2021	\$245,900	\$268,720	\$268,720	91.51%
675	R8813680560	2041	11/12/2020	\$328,700	\$359,112	\$359,112	91.53%
676	R1320710130	2041	6/30/2021	\$294,900	\$322,084	\$322,084	91.56%
677	R3543340090	2041	7/13/2021	\$276,100	\$301,510	\$301,510	91.57%
678	R7084340090	2041	7/19/2021	\$278,400	\$304,017	\$304,017	91.57%
679	R5456501865	2041	10/23/2020	\$268,100	\$292,732	\$292,732	91.59%
680	R3239040325	2041	9/17/2021	\$277,900	\$303,399	\$303,399	91.60%
681	R3616360100	20	2/16/2021	\$265,000	\$289,100	\$289,100	91.66%
682	R1387010020	2041	4/23/2021	\$297,800	\$324,801	\$324,801	91.69%
683	R9322420190	2041	9/23/2021	\$298,300	\$325,328	\$325,328	91.69%
684	R2320500161	2041	9/10/2021	\$291,000	\$317,336	\$317,336	91.70%
685	R8904350060	2041	7/2/2021	\$270,800	\$295,257	\$295,257	91.72%
686	R5652370020	2041	5/20/2021	\$324,900	\$353,809	\$353,809	91.83%
687	R8048620430	2041	10/29/2020	\$311,800	\$339,378	\$339,378	91.87%
688	R7084360230	2041	3/9/2021	\$280,700	\$305,505	\$305,505	91.88%
689	R7084320120	2041	7/20/2021	\$321,100	\$349,423	\$349,423	91.89%
690	R6052980430	1537	12/18/2020	\$321,200	\$349,466	\$349,466	91.91%
691	R3616360160	20	12/15/2020	\$225,000	\$244,800	\$244,800	91.91%
692	R7084340300	2041	4/5/2021	\$278,400	\$302,699	\$302,699	91.97%
693	R7856310006	2041	9/1/2021	\$285,500	\$310,372	\$310,372	91.99%
694	R3053010180	2041	12/29/2020	\$332,100	\$360,994	\$360,994	92.00%
695	R7334122035	1537	7/21/2021	\$202,800	\$220,319	\$220,319	92.05%
696	R0539004240	2041	9/24/2021	\$295,600	\$321,113	\$321,113	92.05%
697	R8181900070	2041	5/7/2021	\$278,900	\$302,837	\$302,837	92.10%
698	R5270730300	2041	9/15/2021	\$299,300	\$324,963	\$324,963	92.10%
699	R1383251090	26	5/11/2021	\$258,300	\$280,428	\$280,428	92.11%
700	R4207000170	2041	9/30/2021	\$269,100	\$292,086	\$292,086	92.13%
701	R2024250081	2041	6/3/2021	\$288,200	\$312,795	\$312,795	92.14%
702	R1525700390	2041	5/20/2021	\$304,200	\$330,046	\$330,046	92.17%
703	R1525710560	2041	12/8/2020	\$331,800	\$359,847	\$359,847	92.21%
704	R0963530040	2041	10/13/2020	\$327,800	\$355,489	\$355,489	92.21%
705	R6284120400	2041	7/23/2021	\$327,800	\$355,184	\$355,184	92.29%
706	S1018110237	2041	11/3/2020	\$321,600	\$348,380	\$348,380	92.31%
707	R1955020298	2041	7/9/2021	\$271,600	\$294,214	\$294,214	92.31%
708	R0351190020	2048	9/16/2021	\$120,200	\$130,182	\$130,182	92.33%
709	R8112006040	2041	5/18/2021	\$321,600	\$348,288	\$348,288	92.34%
710	R2365490160	2041	3/24/2021	\$321,300	\$347,789	\$347,789	92.38%
711	R13674160010	2041	7/23/2021	\$306,600	\$331,864	\$331,864	92.39%
712	S1021417250	2041	6/9/2021	\$315,300	\$341,233	\$341,233	92.40%
713	R4207260250	26	11/3/2020	\$307,300	\$332,545	\$332,545	92.41%
714	R7084360090	2041	7/20/2021	\$280,700	\$303,738	\$303,738	92.42%
715	R1582200220	2041	7/14/2021	\$297,900	\$322,152	\$322,152	92.47%
716	R8222900120	1537	10/29/2020	\$306,000	\$330,894	\$330,894	92.48%
717	R3046610340	2041	8/10/2021	\$320,100	\$346,094	\$346,094	92.49%
718	R7867520250	2041	3/25/2021	\$317,200	\$342,837	\$342,837	92.52%
719	R3268500016	2041	1/8/2021	\$257,900	\$278,702	\$278,702	92.54%
720	R6044100040	2041	9/3/2021	\$240,900	\$260,297	\$260,297	92.55%
721	R1071100140	2041	9/13/2021	\$274,600	\$296,684	\$296,684	92.56%
722	R8048190480	1537	10/23/2020	\$306,000	\$330,590	\$330,590	92.56%
723	R8281570110	2048	12/15/2020	\$236,100	\$254,951	\$254,951	92.61%
724	R5254000170	2041	9/30/2021	\$310,500	\$334,926	\$334,926	92.71%
725	R8813680740	2041	6/25/2021	\$327,600	\$353,369	\$353,369	92.71%
726	R4221320215	1537	11/17/2020	\$323,700	\$349,139	\$349,139	92.71%
727	R5702140280	2041	11/25/2020	\$302,200	\$325,891	\$325,891	92.73%
728	R2690410180	20	2/25/2021	\$236,300	\$254,800	\$254,800	92.74%
729	R7052110155	2041	8/26/2021	\$276,100	\$297,609	\$297,609	92.77%
730	R8499210270	26	9/8/2021	\$203,200	\$218,972	\$218,972	92.80%
731	R5662160030	2041	5/19/2021	\$310,700	\$334,754	\$334,754	92.81%
732	R7084340150	2041	3/29/2021	\$278,400	\$299,943	\$299,943	92.82%
733	R7877740110	2041	12/18/2020	\$217,200	\$233,990	\$233,990	92.82%
734	R1624002534	2041	6/24/2021	\$324,400	\$349,432	\$349,432	92.84%
735	R1580710045	2041	12/17/2020	\$291,800	\$314,301	\$314,301	92.84%
736	R0891250025	26	12/31/2020	\$213,800	\$230,211	\$230,211	92.87%
737	R0917240300	2041	2/5/2021	\$328,300	\$353,451	\$353,451	92.88%
738	MFLEE202716	65	11/13/2020	\$128,400	\$138,191	\$138,191	92.91%
739	R1061600180	26	11/2/2020	\$266,200	\$286,462	\$286,462	92.93%
740	R3239170230	26	9/29/2021	\$231,800	\$249,398	\$249,398	92.94%
741	R7896810140	26	1/26/2021	\$290,900	\$312,734	\$312,734	93.02%
742	R9242740060	2041	3/12/2021	\$327,100	\$351,644	\$351,644	93.02%
743	R7334240020	2041	9/10/2021	\$262,900	\$282,429	\$282,429	93.09%
744	R1754001255	2041	8/20/2021	\$286,100	\$307,342	\$307,342	93.09%
745	R7899400130	2041	12/11/2020	\$280,100	\$300,746	\$300,746	93.13%
746	R1863160020	2041	9/13/2021	\$287,400	\$308,551	\$308,551	93.14%
747	R7967500280	2041	7/30/2021	\$326,700	\$350,433	\$350,433	93.23%

Boise Independent #1 - See Secondary Category(ies) Section below for details.

748	R1955010724	2041	12/16/2020	\$298,100	\$319,664	\$319,664	93.25%
749	R1580910153	2041	7/16/2021	\$317,100	\$339,935	\$339,935	93.28%
750	R1525010560	2041	5/12/2021	\$306,100	\$328,047	\$328,047	93.31%
751	R5130000331	2041	8/6/2021	\$324,900	\$348,187	\$348,187	93.31%
752	R6635500305	2041	10/22/2020	\$328,800	\$352,242	\$352,242	93.34%
753	R1115000075	2041	12/24/2020	\$310,400	\$332,434	\$332,434	93.37%
754	R9517350020	2041	5/25/2021	\$283,100	\$303,127	\$303,127	93.39%
755	R7451250280	2041	9/24/2021	\$303,600	\$325,029	\$325,029	93.41%
756	R8043000310	2041	10/15/2020	\$316,100	\$338,401	\$338,401	93.41%
757	R8123003740	2041	8/27/2021	\$281,900	\$301,354	\$301,354	93.54%
758	R0739720140	2041	11/6/2020	\$295,500	\$315,837	\$315,837	93.56%
759	R1407450020	2041	9/29/2021	\$211,600	\$226,088	\$226,088	93.59%
760	R7108570155	2041	3/11/2021	\$319,400	\$341,174	\$341,174	93.62%
761	R0349550310	2041	2/17/2021	\$237,700	\$253,802	\$253,802	93.66%
762	MK1TC161501	65	1/11/2021	\$67,500	\$72,000	\$72,000	93.75%
763	R6206410190	2041	12/17/2020	\$318,400	\$339,547	\$339,547	93.77%
764	R6635500158	2041	12/14/2020	\$314,700	\$335,502	\$335,502	93.80%
765	R4221310084	1537	11/3/2020	\$331,800	\$353,658	\$353,658	93.82%
766	R8813680460	2041	10/20/2020	\$329,100	\$350,740	\$350,740	93.83%
767	R8222700665	1537	6/14/2021	\$326,900	\$348,357	\$348,357	93.84%
768	R1425510040	2041	11/20/2020	\$292,600	\$311,801	\$311,801	93.84%
769	R3475000065	2041	11/30/2020	\$309,300	\$329,547	\$329,547	93.86%
770	R5128002580	2041	8/26/2021	\$205,400	\$218,783	\$218,783	93.88%
771	R1281370090	2041	7/6/2021	\$278,600	\$296,711	\$296,711	93.90%
772	R7133460640	26	10/28/2020	\$294,100	\$313,152	\$313,152	93.92%
773	R1580361492	2041	3/11/2021	\$204,600	\$217,750	\$217,750	93.96%
774	R3036160150	2041	3/24/2021	\$305,000	\$324,603	\$324,603	93.96%
775	R3192270040	2041	10/9/2020	\$269,300	\$286,259	\$286,259	94.08%
776	R1582200060	2041	3/19/2021	\$298,100	\$316,780	\$316,780	94.10%
777	R8222700585	1537	10/16/2020	\$318,200	\$338,089	\$338,089	94.12%
778	R4221310095	1537	1/15/2021	\$325,400	\$345,527	\$345,527	94.17%
779	R7777782210	2041	1/4/2021	\$326,000	\$346,045	\$346,045	94.21%
780	R7702800060	26	11/19/2020	\$323,600	\$343,297	\$343,297	94.26%
781	R7334180475	2041	10/2/2020	\$302,400	\$320,613	\$320,613	94.32%
782	R3369370040	20	10/27/2020	\$245,000	\$259,700	\$259,700	94.34%
783	R5125510005	2041	8/24/2021	\$326,900	\$346,506	\$346,506	94.34%
784	R1897510010	2041	9/30/2021	\$308,700	\$327,137	\$327,137	94.36%
785	R0231250010	2041	1/7/2021	\$319,300	\$338,131	\$338,131	94.43%
786	R1072350170	2041	11/2/2020	\$330,400	\$349,757	\$349,757	94.47%
787	R8222580220	2041	11/3/2020	\$305,200	\$323,043	\$323,043	94.48%
788	R6960130680	2041	10/5/2020	\$245,900	\$260,208	\$260,208	94.50%
789	R5854000486	2041	10/28/2020	\$303,600	\$321,113	\$321,113	94.55%
790	R1387010150	2041	8/30/2021	\$288,000	\$304,531	\$304,531	94.57%
791	R1188780115	2041	8/19/2021	\$268,100	\$283,338	\$283,338	94.62%
792	R7780510460	2041	9/10/2021	\$281,600	\$297,503	\$297,503	94.65%
793	R7084320030	2041	12/4/2020	\$308,400	\$325,773	\$325,773	94.67%
794	R7084320330	2041	8/26/2021	\$323,700	\$341,848	\$341,848	94.69%
795	R5136890150	2041	5/20/2021	\$333,500	\$352,049	\$352,049	94.73%
796	R5130002372	2041	10/14/2020	\$300,600	\$317,205	\$317,205	94.77%
797	R0962140110	2041	4/16/2021	\$279,700	\$295,115	\$295,115	94.78%
798	R2861870120	2041	11/12/2020	\$312,700	\$329,806	\$329,806	94.81%
799	R5498700430	2041	12/9/2020	\$232,500	\$245,125	\$245,125	94.85%
800	MFLEE202715	65	1/28/2021	\$128,400	\$135,366	\$135,366	94.85%
801	MNASH941404	65	12/21/2020	\$59,700	\$62,930	\$62,930	94.87%
802	R7877740070	2041	5/19/2021	\$209,000	\$220,233	\$220,233	94.90%
803	R2733020205	2041	4/16/2021	\$312,000	\$328,713	\$328,713	94.92%
804	R6284130090	2041	8/20/2021	\$326,300	\$343,737	\$343,737	94.93%
805	R7716750175	2041	10/19/2020	\$221,100	\$232,800	\$232,800	94.97%
806	R8222850120	1537	9/29/2021	\$301,400	\$317,303	\$317,303	94.99%
807	R9465800400	2041	6/21/2021	\$263,900	\$277,753	\$277,753	95.01%
808	R7084320420	2041	4/6/2021	\$304,800	\$320,749	\$320,749	95.03%
809	R3817020150	2041	5/10/2021	\$265,100	\$278,909	\$278,909	95.05%
810	R3386000387	20	8/2/2021	\$119,400	\$125,560	\$125,560	95.09%
811	R2733040290	2041	10/26/2020	\$331,400	\$348,291	\$348,291	95.15%
812	S0919315002	20	11/5/2020	\$326,500	\$343,096	\$343,096	95.16%
813	R6284120370	2041	8/10/2021	\$310,800	\$326,503	\$326,503	95.19%
814	R7608900215	2041	9/24/2021	\$283,300	\$297,539	\$297,539	95.21%
815	R0719420240	2041	10/13/2020	\$304,300	\$319,542	\$319,542	95.23%
816	R8186170210	2041	11/20/2020	\$279,200	\$293,093	\$293,093	95.26%
817	R2733010050	2041	7/6/2021	\$307,200	\$322,421	\$322,421	95.28%
818	R1715790050	2041	8/9/2021	\$311,400	\$326,803	\$326,803	95.29%
819	R9005000044	2041	8/12/2021	\$271,800	\$285,166	\$285,166	95.31%
820	R0348500180	26	12/2/2020	\$176,400	\$185,030	\$185,030	95.34%
821	R3616360060	20	1/19/2021	\$310,000	\$325,000	\$325,000	95.38%
822	R8222940250	1537	9/20/2021	\$315,300	\$330,549	\$330,549	95.39%

Boise Independent #1 - See Secondary Category(ies) Section below for details.

823	R5163240035	2041	8/27/2021	\$233,900	\$245,101	\$245,101	95.43%
824	R7655520350	2041	3/15/2021	\$303,900	\$317,947	\$317,947	95.58%
825	R5270730240	2041	9/2/2021	\$317,100	\$331,705	\$331,705	95.60%
826	R7334200670	2048	8/27/2021	\$216,700	\$226,618	\$226,618	95.62%
827	R9242190060	2041	1/14/2021	\$305,300	\$319,165	\$319,165	95.66%
828	R6983000120	2041	4/20/2021	\$285,600	\$298,556	\$298,556	95.66%
829	R2940700450	26	12/3/2020	\$314,300	\$328,537	\$328,537	95.67%
830	R7337000800	2041	8/17/2021	\$275,600	\$287,914	\$287,914	95.72%
831	R0364200120	2041	1/22/2021	\$277,100	\$289,363	\$289,363	95.76%
832	R8222700480	1537	5/26/2021	\$322,800	\$336,985	\$336,985	95.79%
833	R7337002470	2041	8/30/2021	\$297,500	\$310,542	\$310,542	95.80%
834	R9462500065	2041	3/17/2021	\$330,900	\$345,366	\$345,366	95.81%
835	R1525660080	2041	8/26/2021	\$327,700	\$341,848	\$341,848	95.86%
836	R5439210060	2041	12/1/2020	\$310,800	\$324,100	\$324,100	95.90%
837	R8080830130	2041	11/9/2020	\$323,200	\$337,016	\$337,016	95.90%
838	R3719250340	2041	8/5/2021	\$290,200	\$302,586	\$302,586	95.91%
839	R0962140220	2041	10/8/2020	\$285,200	\$297,334	\$297,334	95.92%
840	R6558780110	2041	8/27/2021	\$323,800	\$337,516	\$337,516	95.94%
841	R2861870100	2041	10/30/2020	\$313,200	\$326,352	\$326,352	95.97%
842	MFLEE202718	65	11/26/2020	\$128,400	\$133,657	\$133,657	96.07%
843	R8499230120	26	7/22/2021	\$235,500	\$245,036	\$245,036	96.11%
844	R5130001509	2041	11/16/2020	\$300,800	\$312,949	\$312,949	96.12%
845	R1525730030	2041	10/7/2020	\$330,800	\$344,143	\$344,143	96.12%
846	R7133460520	26	5/28/2021	\$326,700	\$339,861	\$339,861	96.13%
847	R8378001240	2041	10/27/2020	\$332,000	\$345,336	\$345,336	96.14%
848	R1805750390	2041	11/27/2020	\$288,100	\$299,476	\$299,476	96.20%
849	R2024301724	2041	4/30/2021	\$241,500	\$251,004	\$251,004	96.21%
850	R9322420060	2041	10/8/2020	\$301,800	\$313,661	\$313,661	96.22%
851	R1525670380	2041	10/9/2020	\$313,900	\$326,227	\$326,227	96.22%
852	R8186170350	2041	1/26/2021	\$277,100	\$287,813	\$287,813	96.28%
853	R8499230320	26	10/7/2020	\$203,200	\$211,031	\$211,031	96.29%
854	R4688000030	2041	10/9/2020	\$327,700	\$340,270	\$340,270	96.31%
855	R1954700160	2041	10/23/2020	\$329,800	\$342,321	\$342,321	96.34%
856	R5125000005	2041	10/8/2020	\$291,700	\$302,740	\$302,740	96.35%
857	R2516430020	2041	5/28/2021	\$279,500	\$290,061	\$290,061	96.36%
858	R0356001082	20	7/14/2021	\$212,000	\$220,000	\$220,000	96.36%
859	R8499210030	26	10/9/2020	\$203,000	\$210,644	\$210,644	96.37%
860	MFLEE952605	65	11/20/2020	\$55,100	\$57,165	\$57,165	96.39%
861	R1858000010	2041	12/16/2020	\$302,200	\$313,474	\$313,474	96.40%
862	R7104000720	2041	11/6/2020	\$223,300	\$231,614	\$231,614	96.41%
863	R7334200220	2041	10/14/2020	\$321,500	\$333,335	\$333,335	96.45%
864	R1525620200	2041	5/26/2021	\$316,600	\$328,232	\$328,232	96.46%
865	R2024370530	2041	10/26/2020	\$287,900	\$298,307	\$298,307	96.51%
866	R4225420110	2041	10/6/2020	\$321,000	\$332,544	\$332,544	96.53%
867	R3719250120	2041	1/11/2021	\$279,300	\$289,330	\$289,330	96.53%
868	R6206390025	2041	6/29/2021	\$309,600	\$320,683	\$320,683	96.54%
869	O1088420370	50	10/9/2020	\$312,900	\$324,067	\$324,067	96.55%
870	R3719170130	2041	12/11/2020	\$315,100	\$326,233	\$326,233	96.59%
871	R0888140730	26	1/20/2021	\$182,800	\$189,169	\$189,169	96.63%
872	R6899650130	2041	10/21/2020	\$283,600	\$293,270	\$293,270	96.70%
873	R5464350080	2041	8/23/2021	\$319,800	\$330,693	\$330,693	96.71%
874	MGOVE811401	65	10/19/2020	\$54,600	\$56,430	\$56,430	96.76%
875	R0963530080	2041	6/7/2021	\$324,700	\$335,454	\$335,454	96.79%
876	R7867520050	2041	4/29/2021	\$304,100	\$314,043	\$314,043	96.83%
877	R3616360080	20	3/29/2021	\$265,000	\$273,600	\$273,600	96.86%
878	R8043720500	2041	9/13/2021	\$269,100	\$277,696	\$277,696	96.90%
879	R6206380500	2041	6/17/2021	\$316,000	\$325,974	\$325,974	96.94%
880	R3582650360	2041	9/23/2021	\$232,000	\$239,096	\$239,096	97.03%
881	R5210750925	2041	9/24/2021	\$285,000	\$293,701	\$293,701	97.04%
882	R3638300350	2041	10/26/2020	\$205,400	\$211,633	\$211,633	97.05%
883	R2833240210	2041	9/1/2021	\$330,000	\$339,969	\$339,969	97.07%
884	R8499240330	26	10/1/2020	\$239,900	\$247,019	\$247,019	97.12%
885	MBARR761401	65	12/30/2020	\$21,700	\$22,330	\$22,330	97.18%
886	R0432001561	2041	7/9/2021	\$306,400	\$315,229	\$315,229	97.20%
887	R1297360030	26	11/12/2020	\$257,500	\$264,892	\$264,892	97.21%
888	R5343780025	2041	11/19/2020	\$268,200	\$275,678	\$275,678	97.29%
889	R9243010150	26	11/2/2020	\$303,300	\$311,717	\$311,717	97.30%
890	R2861870080	2041	10/30/2020	\$309,200	\$317,769	\$317,769	97.30%
891	R8043000240	2041	8/31/2021	\$261,000	\$268,222	\$268,222	97.31%
892	R3813770070	26	11/17/2020	\$263,800	\$270,974	\$270,974	97.35%
893	R8036150290	2041	10/16/2020	\$301,500	\$309,647	\$309,647	97.37%
894	R5457900035	2041	11/30/2020	\$291,900	\$299,682	\$299,682	97.40%
895	R1731190180	26	6/1/2021	\$212,200	\$217,618	\$217,618	97.51%
896	R8039651370	26	11/25/2020	\$301,700	\$309,338	\$309,338	97.53%
897	R7108570165	2041	12/14/2020	\$309,900	\$317,710	\$317,710	97.54%

Boise Independent #1 - See Secondary Category(ies) Section below for details.

898	R6063000030	2041	12/4/2020	\$296,300	\$303,713	\$303,713	97.56%
899	R0995060030	2041	11/3/2020	\$267,900	\$274,481	\$274,481	97.60%
900	R6284130100	2041	7/23/2021	\$324,000	\$331,947	\$331,947	97.61%
901	R2861870040	2041	1/20/2021	\$309,000	\$316,428	\$316,428	97.65%
902	R4997770010	2041	8/23/2021	\$300,900	\$308,109	\$308,109	97.66%
903	R8583770680	2041	11/30/2020	\$331,900	\$339,845	\$339,845	97.66%
904	R4207260060	26	5/28/2021	\$315,900	\$323,173	\$323,173	97.75%
905	R1281370200	2041	9/10/2021	\$260,400	\$266,166	\$266,166	97.83%
906	R6793280175	2041	4/5/2021	\$327,600	\$334,803	\$334,803	97.85%
907	R5279760465	2041	6/25/2021	\$333,300	\$340,597	\$340,597	97.86%
908	R8320220050	26	11/13/2020	\$230,400	\$235,360	\$235,360	97.89%
909	R4221730170	1537	7/9/2021	\$292,200	\$298,417	\$298,417	97.92%
910	R3369360200	20	3/15/2021	\$315,000	\$321,600	\$321,600	97.95%
911	R0387030020	2041	7/21/2021	\$313,600	\$320,087	\$320,087	97.97%
912	R6208700085	2041	9/30/2021	\$246,300	\$251,194	\$251,194	98.05%
913	R9465800620	2041	4/8/2021	\$268,700	\$273,966	\$273,966	98.08%
914	R1383310050	2041	11/20/2020	\$295,700	\$301,408	\$301,408	98.11%
915	R8499240130	26	3/19/2021	\$237,700	\$242,244	\$242,244	98.12%
916	R1251170030	2041	10/14/2020	\$265,900	\$270,969	\$270,969	98.13%
917	R7967500350	2041	8/2/2021	\$290,900	\$296,021	\$296,021	98.27%
918	R1088300010	26	12/1/2020	\$187,100	\$190,344	\$190,344	98.30%
919	R2884060330	20	11/23/2020	\$169,700	\$172,640	\$172,640	98.30%
920	R2884060340	20	11/23/2020	\$169,700	\$172,640	\$172,640	98.30%
921	R1525610060	2041	11/19/2020	\$327,300	\$332,894	\$332,894	98.32%
922	R2734502317	2046	1/29/2021	\$201,400	\$204,667	\$204,667	98.40%
923	R6901160090	2041	1/8/2021	\$264,000	\$268,269	\$268,269	98.41%
924	R1539710070	2041	9/20/2021	\$268,900	\$273,165	\$273,165	98.44%
925	R7702800040	26	5/10/2021	\$323,600	\$328,651	\$328,651	98.46%
926	R5436141010	20	11/12/2020	\$243,800	\$247,520	\$247,520	98.50%
927	R1479100020	2041	12/3/2020	\$313,600	\$318,370	\$318,370	98.50%
928	R1805750130	2041	10/5/2020	\$261,700	\$265,629	\$265,629	98.52%
929	R0364200100	2041	1/26/2021	\$289,000	\$293,189	\$293,189	98.57%
930	R6044180240	26	9/28/2021	\$223,200	\$226,296	\$226,296	98.63%
931	R6284120540	2041	9/9/2021	\$321,300	\$325,568	\$325,568	98.69%
932	R3638300210	2041	7/26/2021	\$220,700	\$223,448	\$223,448	98.77%
933	R2928150205	2041	5/27/2021	\$332,600	\$336,675	\$336,675	98.79%
934	R2861870060	2041	2/12/2021	\$309,000	\$312,699	\$312,699	98.82%
935	R1001190200	2041	9/7/2021	\$267,400	\$270,480	\$270,480	98.86%
936	R6044180320	26	8/2/2021	\$243,500	\$245,862	\$245,862	99.04%
937	R0348500100	26	8/27/2021	\$168,100	\$169,562	\$169,562	99.14%
938	R0387030030	2041	6/11/2021	\$299,700	\$301,880	\$301,880	99.28%
939	R1731190190	26	10/9/2020	\$165,700	\$166,894	\$166,894	99.28%
940	R3543340100	2041	8/31/2021	\$270,300	\$272,225	\$272,225	99.29%
941	MFLEE222702	65	9/16/2021	\$116,900	\$117,700	\$117,700	99.32%
942	R1383253160	26	12/22/2020	\$260,700	\$262,400	\$262,400	99.35%
943	R5953730050	2041	8/25/2021	\$320,000	\$322,034	\$322,034	99.37%
944	R9464250195	26	8/17/2021	\$257,900	\$259,528	\$259,528	99.37%
945	R3053000750	2041	8/24/2021	\$320,800	\$322,331	\$322,331	99.53%
946	R3239040350	2041	7/12/2021	\$312,900	\$314,361	\$314,361	99.54%
947	MFLEE212413	65	6/25/2021	\$96,600	\$97,033	\$97,033	99.55%
948	R7364100060	2041	11/30/2020	\$318,900	\$320,278	\$320,278	99.57%
949	R1955001285	2041	9/16/2021	\$288,800	\$289,950	\$289,950	99.60%
950	R6793250560	2041	7/27/2021	\$331,100	\$332,383	\$332,383	99.61%
951	R1077500375	2041	8/3/2021	\$328,200	\$329,431	\$329,431	99.63%
952	R1805750170	2041	12/18/2020	\$262,900	\$263,872	\$263,872	99.63%
953	R8222600050	2041	6/9/2021	\$279,900	\$280,832	\$280,832	99.67%
954	R4221310010	1537	10/26/2020	\$301,300	\$302,029	\$302,029	99.76%
955	R7789010870	2041	4/14/2021	\$304,200	\$304,755	\$304,755	99.82%
956	R7104420020	2041	10/5/2020	\$298,700	\$299,239	\$299,239	99.82%
957	R4997770100	2041	9/10/2021	\$300,900	\$301,390	\$301,390	99.84%
958	R5646030035	2041	5/31/2021	\$282,900	\$283,164	\$283,164	99.91%
959	R1387100011	2041	6/3/2021	\$287,500	\$287,598	\$287,598	99.97%
960	R3515230220	2041	12/18/2020	\$278,500	\$278,560	\$278,560	99.98%
961	R6888680090	2041	12/18/2020	\$278,500	\$278,560	\$278,560	99.98%
962	R2024360568	2041	2/12/2021	\$318,500	\$318,472	\$318,472	100.01%
963	MFLEE202711	65	9/7/2021	\$149,700	\$149,512	\$149,512	100.13%
964	R8499220110	26	8/6/2021	\$291,400	\$290,838	\$290,838	100.19%
965	R3386000116	2041	4/9/2021	\$240,600	\$239,900	\$239,900	100.29%
966	R5462500160	2041	5/7/2021	\$294,900	\$293,930	\$293,930	100.33%
967	R1387020050	2041	6/29/2021	\$310,700	\$309,654	\$309,654	100.34%
968	R1580740100	2041	9/30/2021	\$320,500	\$319,348	\$319,348	100.36%
969	R1376900020	1537	9/9/2021	\$315,200	\$313,734	\$313,734	100.47%
970	R9322400470	2041	10/9/2020	\$329,000	\$327,308	\$327,308	100.52%
971	R1525700560	2041	11/30/2020	\$315,800	\$314,099	\$314,099	100.54%
972	MKITX942703	65	5/25/2021	\$81,300	\$80,840	\$80,840	100.57%

Boise Independent #1 - See Secondary Category(ies) Section below for details.

973	R8048200075	2041	12/15/2020	\$270,900	\$269,171	\$269,171	100.64%
974	R0517420180	2041	9/9/2021	\$304,000	\$301,746	\$301,746	100.75%
975	R7199620020	2041	1/14/2021	\$273,900	\$271,735	\$271,735	100.80%
976	R1608610004	2041	11/30/2020	\$248,100	\$246,130	\$246,130	100.80%
977	R5279650040	2041	4/6/2021	\$258,700	\$256,600	\$256,600	100.82%
978	R1387000095	2041	3/8/2021	\$332,400	\$329,409	\$329,409	100.91%
979	R3046640130	2041	9/10/2021	\$302,600	\$299,803	\$299,803	100.93%
980	R7084350130	2041	11/17/2020	\$323,200	\$319,957	\$319,957	101.01%
981	R3042020010	2041	3/19/2021	\$244,700	\$242,244	\$242,244	101.01%
982	R1955020791	2041	11/16/2020	\$279,300	\$276,438	\$276,438	101.04%
983	R3022140040	2041	12/1/2020	\$264,200	\$261,338	\$261,338	101.10%
984	R7696810200	26	11/5/2020	\$314,300	\$310,859	\$310,859	101.11%
985	R7084300140	2041	8/20/2021	\$310,800	\$307,342	\$307,342	101.13%
986	R5134150016	2041	8/6/2021	\$315,000	\$311,320	\$311,320	101.18%
987	R9464250075	26	1/15/2021	\$219,900	\$217,189	\$217,189	101.25%
988	R8843000225	2041	5/28/2021	\$309,800	\$305,787	\$305,787	101.31%
989	R7870420105	2041	2/12/2021	\$310,000	\$305,964	\$305,964	101.32%
990	R5315000810	2041	11/25/2020	\$283,200	\$279,335	\$279,335	101.38%
991	R7777805900	2041	12/3/2020	\$315,500	\$311,181	\$311,181	101.39%
992	MKITG732401	65	12/11/2020	\$77,200	\$76,125	\$76,125	101.41%
993	R2733060160	2041	6/9/2021	\$326,100	\$321,445	\$321,445	101.45%
994	R5953730370	2041	7/9/2021	\$320,000	\$315,229	\$315,229	101.51%
995	R7074530430	2041	1/8/2021	\$322,900	\$317,949	\$317,949	101.56%
996	R1071140280	2041	8/31/2021	\$308,300	\$303,451	\$303,451	101.60%
997	R7334180005	2041	12/4/2020	\$313,100	\$307,817	\$307,817	101.72%
998	R2733020175	2041	8/31/2021	\$326,000	\$320,265	\$320,265	101.79%
999	R1387020005	2041	1/25/2021	\$321,200	\$315,467	\$315,467	101.82%
1000	MFLEE202720	65	10/10/2020	\$134,100	\$131,659	\$131,659	101.85%
1001	R8583770460	2041	1/28/2021	\$331,900	\$325,817	\$325,817	101.87%
1002	R0962140210	2041	10/13/2020	\$285,200	\$279,828	\$279,828	101.92%
1003	R8220840110	2041	8/26/2021	\$279,000	\$273,470	\$273,470	102.02%
1004	R7716750180	2041	11/13/2020	\$229,500	\$224,899	\$224,899	102.05%
1005	R7335460160	2041	6/15/2021	\$270,500	\$264,680	\$264,680	102.20%
1006	R3046620060	2041	9/10/2021	\$300,100	\$293,536	\$293,536	102.24%
1007	R1281370250	2041	9/13/2021	\$287,200	\$280,861	\$280,861	102.26%
1008	R8048830170	2041	11/24/2020	\$313,000	\$305,480	\$305,480	102.46%
1009	R9177220060	2041	7/16/2021	\$308,200	\$300,680	\$300,680	102.50%
1010	R8499670030	2041	9/24/2021	\$301,400	\$293,701	\$293,701	102.62%
1011	R6120050025	2041	10/16/2020	\$319,500	\$311,149	\$311,149	102.68%
1012	R4207260191	26	1/22/2021	\$317,400	\$308,981	\$308,981	102.72%
1013	R1525640850	2041	1/8/2021	\$332,300	\$322,917	\$322,917	102.91%
1014	MFLEE212707	65	5/3/2021	\$165,400	\$160,608	\$160,608	102.98%
1015	R8074420510	2041	9/23/2021	\$272,900	\$264,887	\$264,887	103.02%
1016	R7909510150	2041	2/9/2021	\$305,200	\$296,196	\$296,196	103.04%
1017	R1240180190	2041	10/9/2020	\$228,700	\$221,932	\$221,932	103.05%
1018	R8131430020	2041	3/12/2021	\$288,000	\$279,440	\$279,440	103.06%
1019	MFLEE212414	65	7/2/2021	\$96,600	\$93,639	\$93,639	103.16%
1020	R8222150110	2041	11/20/2020	\$294,900	\$285,818	\$285,818	103.18%
1021	R8583770660	2041	2/11/2021	\$331,900	\$321,654	\$321,654	103.19%
1022	R2919020580	2041	9/27/2021	\$290,200	\$281,177	\$281,177	103.21%
1023	R7569180220	26	2/5/2021	\$235,400	\$227,564	\$227,564	103.44%
1024	R3369390190	20	4/8/2021	\$320,000	\$309,260	\$309,260	103.47%
1025	R7858010430	2041	10/23/2020	\$320,400	\$309,581	\$309,581	103.49%
1026	R3239500295	2041	8/4/2021	\$309,100	\$298,555	\$298,555	103.53%
1027	R1525700540	2041	3/31/2021	\$306,000	\$294,878	\$294,878	103.77%
1028	R5130001229	2041	9/10/2021	\$308,800	\$297,503	\$297,503	103.80%
1029	R3239010280	2041	9/30/2021	\$322,600	\$310,780	\$310,780	103.80%
1030	R8442260200	20	12/2/2020	\$249,700	\$239,918	\$239,918	104.08%
1031	R0823650010	2041	2/18/2021	\$259,200	\$248,775	\$248,775	104.19%
1032	R8589770480	2041	2/24/2021	\$331,900	\$317,835	\$317,835	104.43%
1033	R8378010030	2041	4/26/2021	\$277,200	\$265,334	\$265,334	104.47%
1034	R0819850390	2041	8/25/2021	\$328,100	\$313,984	\$313,984	104.50%
1035	R3581660120	26	9/17/2021	\$329,600	\$315,302	\$315,302	104.53%
1036	MFLEE212417	65	6/4/2021	\$96,600	\$92,408	\$92,408	104.54%
1037	R5461600050	2041	6/8/2021	\$321,000	\$307,037	\$307,037	104.55%
1038	MFLEE952603	65	11/20/2020	\$70,000	\$66,950	\$66,950	104.56%
1039	R5125510140	2041	8/26/2021	\$328,100	\$313,615	\$313,615	104.62%
1040	R7334180020	2041	9/3/2021	\$230,100	\$219,576	\$219,576	104.79%
1041	R5861400030	26	8/25/2021	\$257,700	\$245,552	\$245,552	104.95%
1042	R7133460710	26	11/13/2020	\$296,600	\$282,432	\$282,432	105.02%
1043	R8378010005	2041	6/15/2021	\$253,300	\$240,618	\$240,618	105.27%
1044	R0306000066	2041	10/30/2020	\$326,700	\$309,398	\$309,398	105.59%
1045	R4769380170	2041	10/2/2020	\$310,100	\$293,433	\$293,433	105.68%
1046	R0364270270	2041	9/3/2021	\$310,000	\$293,034	\$293,034	105.79%
1047	R6120230020	2041	4/16/2021	\$308,000	\$290,575	\$290,575	106.00%

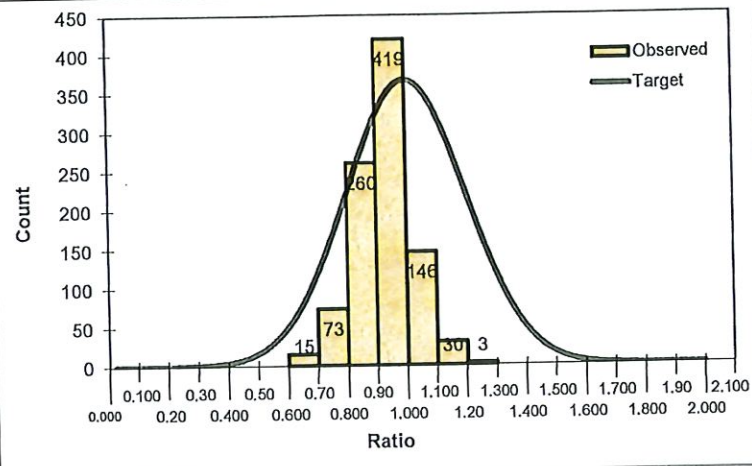
Boise Independent #1 - See Secondary Category(ies) Section below for details.

1048 R7696810230	26	4/15/2021	\$308,300	\$290,842	\$290,842	106.00%
1049 R16240000965	2041	3/5/2021	\$215,300	\$202,910	\$202,910	106.11%
1050 R0306000085	2041	9/20/2021	\$326,200	\$306,573	\$306,573	106.40%
1051 R1955001245	2041	5/4/2021	\$324,100	\$303,673	\$303,673	106.73%
1052 R8267520070	2041	10/22/2020	\$331,600	\$310,613	\$310,613	106.76%
1053 R2024304733	2041	7/8/2021	\$271,400	\$254,098	\$254,098	106.81%
1054 MFLEE212402	65	1/4/2021	\$97,300	\$91,000	\$91,000	106.92%
1055 R5130002130	2041	12/9/2020	\$324,600	\$303,342	\$303,342	107.01%
1056 MFLEE211503	65	4/13/2021	\$87,800	\$82,035	\$82,035	107.03%
1057 R0963530130	2041	8/16/2021	\$325,900	\$304,414	\$304,414	107.06%
1058 MFLEE203003	65	4/19/2021	\$168,200	\$157,098	\$157,098	107.07%
1059 MCHAM942752	65	12/9/2020	\$52,400	\$48,720	\$48,720	107.55%
1060 R7598000008	2041	9/10/2021	\$299,200	\$277,661	\$277,661	107.76%
1061 R7569180280	26	3/12/2021	\$237,700	\$220,364	\$220,364	107.87%
1062 MFLEE192709	65	11/20/2020	\$96,900	\$89,610	\$89,610	108.14%
1063 R1297550070	2041	9/20/2021	\$310,400	\$286,843	\$286,843	108.21%
1064 R0308000015	2041	12/23/2020	\$276,600	\$255,100	\$255,100	108.43%
1065 R7684420090	2041	9/30/2021	\$320,800	\$295,475	\$295,475	108.57%
1066 R7702800140	26	8/31/2021	\$323,600	\$297,046	\$297,046	108.94%
1067 R8074420550	2041	1/18/2021	\$279,100	\$255,971	\$255,971	109.04%
1068 R7100700080	2041	8/30/2021	\$306,100	\$280,489	\$280,489	109.13%
1069 R7334180033	2041	5/17/2021	\$274,900	\$251,527	\$251,527	109.29%
1070 MFLEE142805	65	10/9/2020	\$102,900	\$94,050	\$94,050	109.41%
1071 R4303000140	2041	9/28/2021	\$333,300	\$304,329	\$304,329	109.52%
1072 R1525700110	2041	9/30/2021	\$304,200	\$277,287	\$277,287	109.71%
1073 R5646020100	2041	9/30/2021	\$330,100	\$300,654	\$300,654	109.79%
1074 R9464250200	26	8/16/2021	\$245,300	\$223,237	\$223,237	109.88%
1075 R9322430410	2041	9/15/2021	\$325,600	\$296,139	\$296,139	109.95%
1076 R1965800150	2041	9/27/2021	\$310,600	\$281,177	\$281,177	110.46%
1077 MCHAM942750	65	2/12/2021	\$38,200	\$34,475	\$34,475	110.80%
1078 MCHAM202403	65	4/23/2021	\$98,000	\$87,765	\$87,765	111.66%
1079 MFLEE172807	65	8/23/2021	\$120,000	\$107,311	\$107,311	111.83%
1080 MFLEE171501	65	1/14/2021	\$95,600	\$84,900	\$84,900	112.60%
1081 R0348500230	26	1/29/2021	\$205,900	\$182,251	\$182,251	112.98%
1082 R5464000005	2041	5/25/2021	\$297,700	\$262,827	\$262,827	113.27%
1083 MSKYL802401	65	5/27/2021	\$48,100	\$42,300	\$42,300	113.71%
1084 MFLEE192717	65	10/27/2020	\$140,200	\$123,206	\$123,206	113.79%
1085 R8843000201	2041	9/21/2021	\$246,200	\$215,975	\$215,975	113.99%
1086 R7334020095	2041	8/13/2021	\$265,000	\$231,993	\$231,993	114.23%
1087 MFLEE191512	65	10/7/2020	\$88,200	\$77,002	\$77,002	114.54%
1088 MFLEE192411	65	5/25/2021	\$113,100	\$98,700	\$98,700	114.59%
1089 R8123003705	2041	6/15/2021	\$266,100	\$232,024	\$232,024	114.69%
1090 R1360120160	2041	12/24/2020	\$325,900	\$283,073	\$283,073	115.13%
1091 R5646020020	2041	12/10/2020	\$320,300	\$278,038	\$278,038	115.20%
1092 MFLEE022705	65	3/25/2021	\$100,600	\$87,300	\$87,300	115.23%
1093 R3638760060	2041	7/30/2021	\$314,700	\$272,101	\$272,101	115.66%
1094 MFLEE192417	65	5/27/2021	\$95,800	\$81,769	\$81,769	117.16%
1095 R3239500870	2041	7/23/2021	\$245,300	\$207,467	\$207,467	118.24%
1096 R0864700050	2041	9/24/2021	\$310,300	\$262,373	\$262,373	118.27%
1097 MFLEE212407	65	2/23/2021	\$136,300	\$115,033	\$115,033	118.49%
1098 R3046500394	2041	7/16/2021	\$293,000	\$246,390	\$246,390	118.92%
1099 MBROA151403	65	2/24/2021	\$47,000	\$39,400	\$39,400	119.29%
1100 MACAD731232	65	9/30/2021	\$10,000	\$8,360	\$8,360	119.62%
1101 R2024320280	2041	4/19/2021	\$288,200	\$240,876	\$240,876	119.65%
1102 MFLEE191513	65	4/20/2021	\$85,800	\$71,180	\$71,180	120.54%
1103 R7334150586	2041	3/5/2021	\$223,700	\$184,035	\$184,035	121.55%
1104 R0525000171	2041	7/14/2021	\$312,400	\$255,211	\$255,211	122.41%
1105 MFLEE941406	65	7/27/2021	\$45,300	\$36,855	\$36,855	122.91%
1106 MFLEE731423	65	8/9/2021	\$10,900	\$8,861	\$8,861	123.02%
1107 R1955001116	2041	12/22/2020	\$330,200	\$266,941	\$266,941	123.70%
1108 R1955050866	2041	3/30/2021	\$307,300	\$247,187	\$247,187	124.32%
1109 R5793120120	2041	2/16/2021	\$325,500	\$258,828	\$258,828	125.76%
1110 MMARL892701	46	1/11/2021	\$38,600	\$30,000	\$30,000	128.67%
1111 MNASH892402	65	2/11/2021	\$97,100	\$74,983	\$74,983	129.50%
1112 R5163100040	2041	7/7/2021	\$306,200	\$235,804	\$235,804	129.85%
1113 MFLEE131404	65	7/6/2021	\$66,500	\$50,960	\$50,960	130.49%
1114 R5646500200	15	12/16/2020	\$242,200	\$183,600	\$183,600	131.92%
1115 R1805750220	2041	9/22/2021	\$254,100	\$192,237	\$192,237	132.18%
1116 MFLEE222701	65	9/2/2021	\$141,600	\$107,110	\$107,110	132.20%
1117 MCONC721450	65	12/28/2020	\$14,100	\$10,658	\$10,658	132.30%
1118 MOAKW992717	65	8/30/2021	\$81,600	\$61,308	\$61,308	133.10%
1119 MFLEE671201	65	1/27/2021	\$5,400	\$4,000	\$4,000	135.00%
1120 MVAND742402	65	9/28/2021	\$29,300	\$21,032	\$21,032	139.31%
1121 MVAND682051	65	7/24/2021	\$13,300	\$9,100	\$9,100	146.15%

Boise Independent #1 - See Secondary Category(ies) Section below for details.

Boise Independent #1	See Secondary Category(ies) Section below for details.	Combined Categories	TIME PERIOD STUDIED	
RATIO STUDY Not Official until 'FINAL' dated & initialed	Using 2021 Assessed Values	Assessment Date:	From:	To:
		01/01/2021	10/01/2020	09/30/2021
Sales Price is Time Adjusted	Time Adjustment Considered, but not Applied.			

SAMPLE STATISTICS	
Sample size (n)	946
Total Assessed Value	\$352,817,300
Total Adjusted Sales Price	\$385,414,536
Mean Assessed Value	\$372,957
Mean Adjusted Sales Price	\$407,415
Standard Deviation AV	\$23,785
Standard Deviation SP	\$51,112
Median Assessed Value	\$371,350
Median Sales Price	\$401,958
ASSESSMENT LEVEL	
Arithmetic Mean Ratio	92.55%
Median Ratio	93.03%
Weighted Mean Ratio	91.54%
Geometric Mean Ratio	92.05%
UNIFORMITY	
Lowest Ratio	62.07%
Highest Ratio	122.65%
Coefficient of Dispersion	7.97%
Standard Deviation	9.52%
Coefficient of Variation	10.28%
Price-Related Bias	-0.5445
Price-Related Differential	1.01
RELIABILITY	
90% Confidence Intervals:	Lower Upper
Around the Mean	92.05% 93.06%
Around the Median	92.35% 93.55%
Around the Weighted Mean	91.01% 92.07%
Around the COD	7.56% 8.41%
Around the PRB	-0.5866 -0.5024
Probability True Mean 90-110	Approx. 100%
80% Confidence Intervals:	Lower Upper
Around the Mean	92.16% 92.95%
Around the Median	92.49% 93.43%
Around the Weighted Mean	91.13% 91.96%
NORMALITY Test Results:	
Chi Square Test	Normal
Binomial Test	N/A
i.e., Insufficient evidence of Non-Normality	
Mann-Whitney Test	-20.9750
Significance of Value Related Inequity - Strong	
D'Agostino-Pearson	Normal
Shapiro-Wilk W	N/A
Kurtosis (2.5 - 4) = 3.49	Acceptable
Skew (-0.5 - 1) = -0.13	Acceptable
COD Standard	Maximum
See Secondary Category(ies) Section	20.00%



Compliance Checks:	
Level:	Compliance Met?
90% Confidence Interval:	<input type="checkbox"/> YES <input type="checkbox"/> NO
80% Confidence Interval:	<input type="checkbox"/> YES <input type="checkbox"/> NO
Uniformity:	COD Standards met? N/A
	COD: Excellent
	COV: Very Good
	PRD: No Observed Bias
	PRB: Unacceptable Bias towards High Priced
COMMENTS:	
<i>Res. Denial</i>	
Value Group: 2	
1.25% of the originally available population has been trimmed.	
Outliers Reviewed using Std. Score 3 Std Dev.	
Below 0.6164 (3 sales) and Above 1.2399 (9 sales)	

Count	Category	Description
2	15	Unimproved Rural Res Sub
16	20	Unimproved Urban Res Lot/Acre
24	26	Res Condominiums
1	1234	Improved Rural Res Tract
68	1537	Improved Rural Res Sub
832	2041	Improved Urban Res
1	2046	Mfg. House on Urban Res
2	2048	Dec.Mfg. House on Urban Res

COV/COD	
Expected	125%
Observed	129%

PRELIMINARY
FINAL

Date	Analyst
3/28/2022	Jase Cundick

Price Related Bias Exists
PRB is SIGNIFICANT @ 90%

Boise Independent #1 - See Secondary Category(ies) Section below for details.

Boise Independent #1

Time Adjustment Review

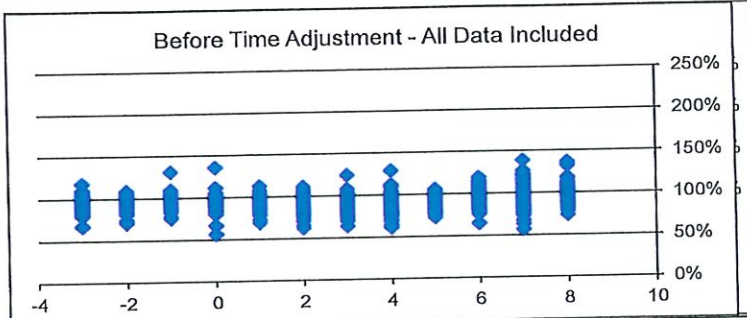
Time Adjustment APPLIED: 0.00%

	<u>Original</u>	<u>Residual</u>		
<i>NONE Time</i>				
Quarterly GeoMean	0.08%	0.08%		
Quarterly Averages	0.27%	0.27%		
Quarterly Medians	0.15%	0.15%		
Slope Results	0.11%	0.11%		
<u>Sales Ratios (Before)</u>	<u>Counts</u>	<u>Average</u>	<u>Median</u>	
1st 3 Mos.	274	93.80%	94.84%	
2nd 3 Mos.	185	91.30%	92.99%	
3rd 3 Mos.	239	88.42%	88.60%	
4th 3 Mos.	248	96.10%	96.08%	


<u>Combined Categories</u>		
<u>Category</u>	<u>Sales Count</u>	
15	2	Unimproved Rural Res Sub
20	16	Unimproved Urban Res Lo/Acre
26	24	Res Condominiums
1234	1	Improved Rural Res Tract
1537	68	Improved Rural Res Sub
2041	832	Improved Urban Res
2046	1	Mfg. House on Urban Res
2048	2	Dec.Mfg. House on Urban Res

Time analysis was based on sales.

BEFORE



12 Influential data point(s) removed



<u>Sales Ratios (After)</u>	<u>Counts</u>	<u>Average</u>	<u>Median</u>
1st 3 Mos.	274	93.80%	94.84%
2nd 3 Mos.	185	91.30%	92.99%
3rd 3 Mos.	239	88.42%	88.60%
4th 3 Mos.	248	96.10%	96.08%

No Outliers Found

AFTER

Time Adjustment Considered,

Boise Independent #1 - See Secondary Category(ies) Section below for details.

Outlier Sales List	Parcel Number	Category	Sale Date	2021 Assessed		Adj. Sales Price	Adj. Ratio
				Value	Sale Price		
	1 R6907000080		2041 01/22/2021	364,900	647,389	647,389	56.365%
	2 R7384260080		2041 08/26/2021	356,000	627,392	627,392	56.743%
	3 S0629131270		2041 05/10/2021	384,600	626,213	626,213	61.417%
	4 R5818000400		15 04/02/2021	409,100	328,906	328,906	124.382%
	5 R7569500315		2041 08/31/2021	355,400	280,232	280,232	126.824%
	6 R7337000865		2041 05/11/2021	355,200	275,103	275,103	129.115%
	7 R7334190321		2041 12/22/2020	396,700	302,769	302,769	131.024%
	8 R2854000030		2041 09/30/2021	411,400	311,559	311,559	132.046%
	9 R1955001710		2041 09/30/2021	370,000	276,508	276,508	133.811%
	10 R8123001708		2041 01/22/2021	385,800	284,459	284,459	135.626%
	11 R1955020740		2041 09/14/2021	386,400	282,184	282,184	136.932%
	12 R1580710310		2041 08/13/2021	395,600	284,904	284,904	138.854%

Boise Independent #1 - See Secondary Category(ies) Section below for details.

Active Sales List	Parcel Number	Category	Sale Date	2021 Assessed		Adj. Sales Price	Adj. Ratio
				Value	Sale Price		
	1 R3641500031		2041 3/8/2021	\$383,800	\$618,349	\$618,349	62.07%
	2 R1892000250		2041 5/10/2021	\$345,200	\$551,600	\$551,600	62.58%
	3 R0387250416		2041 5/11/2021	\$364,900	\$576,829	\$576,829	63.26%
	4 R4615750030		2041 8/18/2021	\$362,700	\$572,059	\$572,059	63.40%
	5 R6876250290		2041 4/30/2021	\$353,400	\$555,795	\$555,795	63.58%
	6 R1096500050		15 5/20/2021	\$413,700	\$644,000	\$644,000	64.24%
	7 R2858000225		2041 7/23/2021	\$341,700	\$527,796	\$527,796	64.74%
	8 R7835001460		2041 3/31/2021	\$344,200	\$529,858	\$529,858	64.96%
	9 R3699000096		2041 1/8/2021	\$397,900	\$596,055	\$596,055	66.76%
	10 R4303000540		2041 10/14/2020	\$361,800	\$537,636	\$537,636	67.29%
	11 R1577000095		2041 8/12/2021	\$412,000	\$609,440	\$609,440	67.60%
	12 R1753001622		2041 10/27/2020	\$368,400	\$541,879	\$541,879	67.99%
	13 R6637250200		2041 5/20/2021	\$389,600	\$563,278	\$563,278	69.17%
	14 R2734501971		2041 2/19/2021	\$364,300	\$525,791	\$525,791	69.29%
	15 R3856000930		2041 4/19/2021	\$376,600	\$538,801	\$538,801	69.90%
	16 R2734560021		2048 3/5/2021	\$380,300	\$542,666	\$542,666	70.08%
	17 R7334270465		2046 3/23/2021	\$351,100	\$496,542	\$496,542	70.71%
	18 R1756000440		2041 4/8/2021	\$393,800	\$556,165	\$556,165	70.81%
	19 R8281004901		2041 11/4/2020	\$366,500	\$516,816	\$516,816	70.91%
	20 R9206500255		2041 3/17/2021	\$359,000	\$504,047	\$504,047	71.22%
	21 R2734250165		2041 4/29/2021	\$409,800	\$571,559	\$571,559	71.70%
	22 R0908000025		2041 11/20/2020	\$356,300	\$496,803	\$496,803	71.72%
	23 R5125420090		2041 5/11/2021	\$381,900	\$532,458	\$532,458	71.72%
	24 R1077250225		1537 3/16/2021	\$386,500	\$537,210	\$537,210	71.95%
	25 R1594170015		2041 6/25/2021	\$355,100	\$489,608	\$489,608	72.53%
	26 R5520000182		2041 2/23/2021	\$353,800	\$485,763	\$485,763	72.83%
	27 R9206000213		2041 8/30/2021	\$362,400	\$492,860	\$492,860	73.53%
	28 R7719000904		2041 9/28/2021	\$337,900	\$458,834	\$458,834	73.64%
	29 S0131134750		1234 11/17/2020	\$352,100	\$474,100	\$474,100	74.27%
	30 R1801000050		2041 5/7/2021	\$377,800	\$507,697	\$507,697	74.41%
	31 R3369390120		20 8/6/2021	\$400,000	\$537,500	\$537,500	74.42%
	32 R8175600050		2041 4/5/2021	\$356,700	\$477,897	\$477,897	74.64%
	33 R9268000045		1537 8/31/2021	\$389,800	\$520,350	\$520,350	74.91%
	34 R4688000020		2041 3/23/2021	\$347,900	\$464,145	\$464,145	74.96%
	35 R1625504345		2041 5/21/2021	\$398,300	\$529,347	\$529,347	75.24%
	36 R0310261020		2041 5/28/2021	\$336,800	\$445,576	\$445,576	75.59%
	37 R3452000090		2041 6/15/2021	\$408,700	\$538,499	\$538,499	75.90%
	38 R1808500360		2041 12/17/2020	\$404,500	\$532,285	\$532,285	75.99%
	39 R3610200075		1537 7/30/2021	\$379,400	\$498,852	\$498,852	76.05%
	40 R1608460450		2041 4/7/2021	\$407,800	\$535,617	\$535,617	76.14%
	41 R8112001373		2041 8/27/2021	\$388,600	\$510,292	\$510,292	76.15%
	42 R1955010550		2041 4/15/2021	\$357,000	\$468,074	\$468,074	76.27%
	43 R8048730080		2041 5/21/2021	\$389,900	\$510,882	\$510,882	76.32%
	44 R7569751145		2041 5/4/2021	\$348,900	\$455,509	\$455,509	76.60%
	45 S0628336460		2041 4/1/2021	\$364,800	\$474,133	\$474,133	76.94%
	46 R5125410320		2041 6/17/2021	\$340,400	\$441,753	\$441,753	77.06%
	47 R3260190020		2041 7/12/2021	\$410,800	\$532,318	\$532,318	77.17%
	48 R1943002210		2041 4/5/2021	\$403,500	\$522,843	\$522,843	77.17%
	49 R7335510360		2041 3/17/2021	\$380,000	\$491,912	\$491,912	77.25%
	50 R2243870090		2041 4/7/2021	\$383,600	\$496,247	\$496,247	77.30%
	51 R9441000430		2041 8/10/2021	\$375,200	\$485,266	\$485,266	77.32%
	52 R1376850010		2041 3/24/2021	\$394,400	\$510,090	\$510,090	77.32%
	53 R2745000020		2041 5/3/2021	\$357,800	\$462,185	\$462,185	77.37%
	54 R8175590010		2041 4/29/2021	\$383,400	\$493,497	\$493,497	77.69%
	55 R9322750750		2041 6/9/2021	\$352,600	\$453,652	\$453,652	77.72%
	56 R7858020090		2041 6/18/2021	\$366,900	\$471,342	\$471,342	77.84%
	57 R6114500820		2041 12/31/2020	\$350,900	\$450,414	\$450,414	77.91%
	58 R3260170070		2041 5/20/2021	\$367,800	\$470,866	\$470,866	78.11%
	59 R1126003235		2041 2/25/2021	\$335,700	\$428,779	\$428,779	78.29%
	60 R2847260015		1537 4/23/2021	\$406,300	\$518,780	\$518,780	78.32%
	61 R8222750650		1537 4/30/2021	\$337,000	\$430,293	\$430,293	78.32%
	62 R1626000065		2041 5/7/2021	\$394,600	\$503,244	\$503,244	78.41%
	63 R8381000150		2041 5/12/2021	\$333,700	\$425,575	\$425,575	78.41%
	64 R1479500010		2041 9/15/2021	\$372,100	\$473,744	\$473,744	78.54%
	65 R5817210020		2041 6/3/2021	\$341,600	\$434,438	\$434,438	78.63%
	66 R2847240075		1537 9/17/2021	\$412,900	\$524,190	\$524,190	78.77%
	67 R8123000900		2041 5/17/2021	\$353,300	\$447,454	\$447,454	78.96%
	68 R1955000242		2041 5/14/2021	\$402,100	\$508,868	\$508,868	79.02%
	69 R2847230090		1537 2/19/2021	\$408,000	\$516,222	\$516,222	79.04%
	70 R7780510645		2041 4/7/2021	\$340,000	\$429,776	\$429,776	79.11%
	71 R5125800350		2041 3/18/2021	\$388,500	\$490,995	\$490,995	79.13%
	72 R9412310240		2041 4/2/2021	\$335,100	\$423,108	\$423,108	79.20%
	73 R8048013782		2041 8/18/2021	\$385,700	\$486,979	\$486,979	79.20%

Boise Independent #1 - See Secondary Category(ies) Section below for details.

74	R1280520150	2041	5/7/2021	\$335,800	\$423,081	\$423,081	79.37%
75	R5130000190	2041	6/14/2021	\$357,900	\$450,881	\$450,881	79.38%
76	R3850200180	2041	2/10/2021	\$368,500	\$464,128	\$464,128	79.40%
77	R1525720130	2041	5/14/2021	\$390,200	\$491,168	\$491,168	79.44%
78	R7324350030	2041	5/26/2021	\$382,600	\$481,407	\$481,407	79.48%
79	R5125730020	1537	3/31/2021	\$347,900	\$437,709	\$437,709	79.48%
80	R1751000226	2041	10/15/2020	\$357,800	\$450,126	\$450,126	79.49%
81	R0387250220	2041	3/17/2021	\$364,400	\$458,309	\$458,309	79.51%
82	R1624001755	2041	3/12/2021	\$341,500	\$429,475	\$429,475	79.52%
83	R1342100230	2041	4/29/2021	\$376,200	\$472,860	\$472,860	79.56%
84	R7923290210	2041	7/8/2021	\$405,000	\$509,037	\$509,037	79.56%
85	R2847230320	1537	10/20/2020	\$413,400	\$518,641	\$518,641	79.71%
86	R9441000034	2041	3/22/2021	\$352,000	\$441,343	\$441,343	79.76%
87	R7335510205	2041	10/23/2020	\$382,900	\$479,889	\$479,889	79.79%
88	R0306000111	2041	10/29/2020	\$364,700	\$456,040	\$456,040	79.97%
89	R1955010977	2041	2/5/2021	\$410,700	\$513,230	\$513,230	80.02%
90	R8043260015	1537	6/30/2021	\$413,800	\$517,029	\$517,029	80.03%
91	R7135410140	2041	8/27/2021	\$334,400	\$417,797	\$417,797	80.04%
92	R7335570410	2041	3/25/2021	\$336,100	\$419,743	\$419,743	80.07%
93	R8123003040	2041	10/2/2020	\$370,200	\$462,057	\$462,057	80.12%
94	R3161000060	2041	1/8/2021	\$350,500	\$437,180	\$437,180	80.17%
95	R7334000445	2041	3/15/2021	\$394,000	\$490,947	\$490,947	80.25%
96	R1580940160	2041	7/19/2021	\$401,500	\$499,754	\$499,754	80.34%
97	R7332800280	1537	3/4/2021	\$360,700	\$448,701	\$448,701	80.39%
98	R9626250335	2041	6/16/2021	\$414,400	\$515,136	\$515,136	80.44%
99	R7475800070	26	7/21/2021	\$368,700	\$458,098	\$458,098	80.48%
100	R3746030025	2041	2/16/2021	\$351,100	\$436,173	\$436,173	80.50%
101	R5136820310	2041	3/23/2021	\$337,300	\$417,730	\$417,730	80.75%
102	R7074530140	2041	7/23/2021	\$355,200	\$439,830	\$439,830	80.76%
103	R1955001705	2041	6/30/2021	\$393,600	\$487,364	\$487,364	80.76%
104	R5455010120	2041	6/11/2021	\$385,500	\$476,970	\$476,970	80.82%
105	R7569500295	2041	10/22/2020	\$405,800	\$501,678	\$501,678	80.89%
106	R5864321540	2041	6/2/2021	\$369,800	\$456,579	\$456,579	80.99%
107	R1362630660	2041	6/25/2021	\$344,200	\$424,894	\$424,894	81.01%
108	R8048730220	2041	11/26/2020	\$387,500	\$477,535	\$477,535	81.15%
109	R6120050270	2041	4/16/2021	\$333,800	\$411,345	\$411,345	81.15%
110	R6206770050	2041	3/19/2021	\$355,500	\$437,902	\$437,902	81.18%
111	S1022120700	2041	2/12/2021	\$352,000	\$432,968	\$432,968	81.30%
112	R7475500095	2041	2/10/2021	\$368,500	\$453,043	\$453,043	81.34%
113	R1071210180	2041	3/19/2021	\$351,700	\$432,312	\$432,312	81.35%
114	R5504620330	2041	5/21/2021	\$340,600	\$418,554	\$418,554	81.38%
115	R3053000620	2041	9/10/2021	\$339,100	\$416,504	\$416,504	81.42%
116	R4737730040	2041	3/12/2021	\$347,800	\$426,662	\$426,662	81.52%
117	R9322750240	2041	11/9/2020	\$394,000	\$482,951	\$482,951	81.58%
118	R1525640100	2041	3/19/2021	\$355,300	\$435,293	\$435,293	81.62%
119	R1071220270	2041	10/16/2020	\$359,700	\$440,053	\$440,053	81.74%
120	R9437980120	2041	5/18/2021	\$382,000	\$467,323	\$467,323	81.74%
121	R1146250115	2041	4/24/2021	\$398,100	\$486,755	\$486,755	81.79%
122	R8123001820	2041	11/24/2020	\$410,800	\$502,230	\$502,230	81.80%
123	R5817210160	2041	7/23/2021	\$339,400	\$414,851	\$414,851	81.81%
124	R1525730620	2041	5/10/2021	\$334,400	\$408,593	\$408,593	81.84%
125	R1375600325	2041	5/25/2021	\$394,600	\$481,849	\$481,849	81.89%
126	R9439500009	2041	11/17/2020	\$359,000	\$437,727	\$437,727	82.01%
127	R1955000720	2041	8/3/2021	\$353,900	\$431,300	\$431,300	82.05%
128	R0387020010	2041	8/6/2021	\$353,600	\$430,932	\$430,932	82.05%
129	R5457100092	2041	4/14/2021	\$357,300	\$433,935	\$433,935	82.34%
130	R1525570010	2041	4/12/2021	\$382,900	\$464,809	\$464,809	82.38%
131	R5504620750	2041	6/22/2021	\$337,800	\$409,844	\$409,844	82.42%
132	R9322430130	2041	5/21/2021	\$373,300	\$452,847	\$452,847	82.43%
133	R6120060150	2041	7/2/2021	\$383,600	\$465,318	\$465,318	82.44%
134	R1754002455	2041	8/13/2021	\$386,200	\$468,057	\$468,057	82.51%
135	R5864320240	2041	5/13/2021	\$365,000	\$441,129	\$441,129	82.74%
136	R1283120240	2041	6/30/2021	\$392,800	\$474,650	\$474,650	82.76%
137	R7125570085	2041	7/19/2021	\$409,800	\$494,756	\$494,756	82.83%
138	R4588110470	2041	2/25/2021	\$386,000	\$465,857	\$465,857	82.86%
139	S1113233610	2041	5/28/2021	\$361,900	\$436,752	\$436,752	82.86%
140	R1096160175	2041	12/28/2020	\$345,200	\$416,528	\$416,528	82.88%
141	R7132000185	2041	5/19/2021	\$336,000	\$405,228	\$405,228	82.92%
142	R1720750080	2041	1/25/2021	\$405,500	\$488,999	\$488,999	82.92%
143	R6793720050	2041	7/2/2021	\$407,000	\$490,699	\$490,699	82.94%
144	R8123002785	2041	7/8/2021	\$338,900	\$408,491	\$408,491	82.96%
145	R1624004280	2041	11/23/2020	\$408,600	\$490,897	\$490,897	83.24%
146	R4221320095	1537	7/27/2021	\$350,400	\$420,854	\$420,854	83.26%
147	R5607000070	2041	7/13/2021	\$349,100	\$418,763	\$418,763	83.36%
148	R1525730770	2041	3/15/2021	\$391,800	\$469,906	\$469,906	83.38%

Boise Independent #1 - See Secondary Category(ies) Section below for details.

149	S1112120728	2041	6/28/2021	\$340,100	\$407,591	\$407,591	83.44%
150	R1955041260	2041	12/1/2020	\$354,600	\$424,519	\$424,519	83.53%
151	R2734251370	2041	5/28/2021	\$399,900	\$478,732	\$478,732	83.53%
152	R0041120100	2041	4/21/2021	\$362,600	\$433,865	\$433,865	83.57%
153	R4737670060	2041	6/7/2021	\$397,900	\$476,042	\$476,042	83.59%
154	R3616360440	20	6/15/2021	\$395,000	\$472,500	\$472,500	83.60%
155	R5455010070	2041	5/17/2021	\$376,400	\$450,101	\$450,101	83.63%
156	R1582250270	2041	7/20/2021	\$369,300	\$441,044	\$441,044	83.73%
157	R6637250220	2041	12/28/2020	\$386,600	\$461,693	\$461,693	83.74%
158	R5315010675	2041	9/7/2021	\$356,400	\$425,608	\$425,608	83.74%
159	R1280500105	2041	8/18/2021	\$359,900	\$429,449	\$429,449	83.81%
160	R5864320220	2041	4/26/2021	\$365,000	\$435,476	\$435,476	83.82%
161	R3641750100	2041	6/11/2021	\$398,600	\$475,245	\$475,245	83.87%
162	R3239040285	2041	1/15/2021	\$353,600	\$421,543	\$421,543	83.88%
163	R7084350210	2041	2/23/2021	\$339,600	\$404,803	\$404,803	83.89%
164	R4219200245	2041	8/4/2021	\$399,400	\$476,046	\$476,046	83.90%
165	R5864320680	2041	3/18/2021	\$393,600	\$469,079	\$469,079	83.91%
166	R9322430140	2041	4/19/2021	\$357,200	\$425,607	\$425,607	83.93%
167	R1608460415	2041	3/18/2021	\$360,300	\$428,979	\$428,979	83.99%
168	R9242371195	2041	12/14/2020	\$414,500	\$493,087	\$493,087	84.06%
169	R7448230040	2041	1/22/2021	\$391,700	\$465,924	\$465,924	84.07%
170	R3053020150	2041	10/15/2020	\$354,100	\$421,120	\$421,120	84.09%
171	R5315250060	2041	7/7/2021	\$336,500	\$400,024	\$400,024	84.12%
172	R5396000015	2041	6/24/2021	\$358,500	\$426,137	\$426,137	84.13%
173	R5864320280	2041	3/22/2021	\$395,200	\$469,217	\$469,217	84.23%
174	R9041000006	2041	5/7/2021	\$363,200	\$431,097	\$431,097	84.25%
175	S0619141870	2041	8/30/2021	\$368,200	\$436,762	\$436,762	84.30%
176	R1516270022	2041	5/3/2021	\$395,700	\$469,337	\$469,337	84.31%
177	R5864320660	2041	12/24/2020	\$394,100	\$467,423	\$467,423	84.31%
178	R2494350060	2041	12/22/2020	\$345,500	\$409,747	\$409,747	84.32%
179	R4432510410	2041	2/4/2021	\$352,500	\$417,746	\$417,746	84.38%
180	R7074530480	2041	7/9/2021	\$390,300	\$462,336	\$462,336	84.42%
181	R5953730540	2041	5/18/2021	\$336,600	\$398,547	\$398,547	84.46%
182	R7533320190	2041	5/4/2021	\$350,900	\$415,317	\$415,317	84.49%
183	R5303270080	2041	4/30/2021	\$374,900	\$443,650	\$443,650	84.50%
184	R1625502235	2041	4/6/2021	\$414,400	\$490,288	\$490,288	84.52%
185	R2847250095	1537	4/22/2021	\$397,000	\$469,498	\$469,498	84.56%
186	R8048610210	1537	5/28/2021	\$369,500	\$436,839	\$436,839	84.58%
187	R5125810270	2041	12/11/2020	\$396,700	\$468,960	\$468,960	84.59%
188	R1376830410	2041	2/24/2021	\$346,200	\$409,189	\$409,189	84.61%
189	R7858010200	2041	6/11/2021	\$357,600	\$422,545	\$422,545	84.63%
190	R5125800570	2041	11/18/2020	\$383,400	\$452,839	\$452,839	84.67%
191	R2343170080	2041	8/5/2021	\$343,700	\$405,908	\$405,908	84.67%
192	S0632110170	2041	9/1/2021	\$356,300	\$419,962	\$419,962	84.84%
193	S1006449020	2041	11/10/2020	\$351,600	\$414,327	\$414,327	84.86%
194	R7082270110	2041	10/13/2020	\$402,200	\$473,555	\$473,555	84.93%
195	R7704530165	2041	1/11/2021	\$376,200	\$442,912	\$442,912	84.94%
196	S0514223380	2041	8/27/2021	\$344,700	\$405,823	\$405,823	84.94%
197	R7074520300	2041	5/28/2021	\$348,300	\$409,755	\$409,755	85.00%
198	R7335520355	2041	6/11/2021	\$414,900	\$487,320	\$487,320	85.14%
199	R8048230550	1537	10/2/2020	\$370,400	\$434,768	\$434,768	85.19%
200	R2322210010	2041	6/13/2021	\$399,800	\$469,207	\$469,207	85.21%
201	R5664350250	2041	2/9/2021	\$370,000	\$434,163	\$434,163	85.22%
202	R5983770130	2041	4/28/2021	\$404,200	\$473,991	\$473,991	85.28%
203	R9686560260	2041	8/12/2021	\$383,600	\$449,747	\$449,747	85.29%
204	R1525721030	2041	12/23/2020	\$345,900	\$405,337	\$405,337	85.34%
205	R1525780160	2041	4/9/2021	\$396,700	\$464,721	\$464,721	85.36%
206	R1580710300	2041	3/26/2021	\$346,900	\$406,294	\$406,294	85.38%
207	R4219210140	2041	1/6/2021	\$391,300	\$457,792	\$457,792	85.48%
208	R8222590170	2041	4/7/2021	\$367,200	\$429,410	\$429,410	85.51%
209	R5864321140	2041	5/11/2021	\$406,100	\$474,775	\$474,775	85.54%
210	R7476750210	2041	1/6/2021	\$360,500	\$421,061	\$421,061	85.62%
211	R7406001305	2041	5/27/2021	\$385,600	\$450,358	\$450,358	85.62%
212	R2024380144	2041	1/29/2021	\$354,700	\$414,207	\$414,207	85.63%
213	R2039160105	2041	6/11/2021	\$375,100	\$437,726	\$437,726	85.69%
214	R8526600170	2041	4/12/2021	\$351,500	\$410,125	\$410,125	85.71%
215	R1580910325	2041	11/16/2020	\$393,400	\$458,888	\$458,888	85.73%
216	R2817790030	2041	5/7/2021	\$339,800	\$396,360	\$396,360	85.73%
217	R5864320640	2041	1/19/2021	\$412,400	\$480,980	\$480,980	85.74%
218	R6970110680	2041	1/29/2021	\$351,300	\$409,334	\$409,334	85.82%
219	R8175000170	2041	6/24/2021	\$348,900	\$406,535	\$406,535	85.82%
220	R2919020290	2041	7/29/2021	\$338,400	\$393,671	\$393,671	85.96%
221	R8048240420	1537	3/1/2021	\$346,100	\$402,578	\$402,578	85.97%
222	R4758200070	2041	3/29/2021	\$400,900	\$466,209	\$466,209	85.99%
223	R3239500550	2041	10/22/2020	\$410,800	\$477,661	\$477,661	86.00%

3/28/2022 9:51 PM

Boise Independent #1 - See Secondary Category(ies) Section below for details.

224	R5136860460	2041	2/25/2021	\$339,400	\$394,552	\$394,552	86.02%
225	R7074560110	2041	11/20/2020	\$367,600	\$427,168	\$427,168	86.06%
226	R8048660470	2041	12/23/2020	\$399,300	\$463,819	\$463,819	86.09%
227	R8048740020	2041	3/8/2021	\$376,800	\$437,644	\$437,644	86.10%
228	R2887400550	2041	7/6/2021	\$377,500	\$438,324	\$438,324	86.12%
229	R0573410040	2041	2/19/2021	\$378,900	\$439,752	\$439,752	86.16%
230	R2733030135	2041	7/22/2021	\$337,400	\$391,310	\$391,310	86.22%
231	R2039100515	2041	7/1/2021	\$405,500	\$469,980	\$469,980	86.28%
232	R0581310060	2041	11/18/2020	\$374,700	\$434,201	\$434,201	86.30%
233	R0573410190	2041	11/13/2020	\$401,800	\$465,489	\$465,489	86.32%
234	R5864321160	2041	4/29/2021	\$414,500	\$479,858	\$479,858	86.38%
235	R1071190020	2041	11/30/2020	\$355,900	\$411,933	\$411,933	86.40%
236	R4688000560	2041	7/1/2021	\$360,000	\$416,631	\$416,631	86.41%
237	R1342100625	2041	8/6/2021	\$385,100	\$445,679	\$445,679	86.41%
238	R8175000190	2041	3/11/2021	\$348,000	\$402,651	\$402,651	86.43%
239	R5504620280	2041	6/2/2021	\$339,100	\$392,223	\$392,223	86.46%
240	R3581660150	26	4/30/2021	\$387,700	\$448,221	\$448,221	86.50%
241	R1237000115	2041	4/8/2021	\$344,600	\$397,914	\$397,914	86.60%
242	R2082610230	2041	10/8/2020	\$407,500	\$470,329	\$470,329	86.64%
243	R5456501569	2041	5/10/2021	\$411,800	\$475,211	\$475,211	86.66%
244	R1280530140	2041	3/29/2021	\$356,300	\$410,818	\$410,818	86.73%
245	R1574000121	2041	10/26/2020	\$405,900	\$467,933	\$467,933	86.74%
246	R1608460435	2041	2/5/2021	\$399,100	\$459,970	\$459,970	86.77%
247	R8569700250	2041	9/13/2021	\$367,500	\$423,269	\$423,269	86.82%
248	R6876250040	2041	6/18/2021	\$399,700	\$460,201	\$460,201	86.85%
249	S1018142367	2041	6/25/2021	\$403,200	\$464,063	\$464,063	86.88%
250	R1582250400	2041	2/5/2021	\$403,900	\$464,812	\$464,812	86.90%
251	R1525730650	2041	11/25/2020	\$343,600	\$395,208	\$395,208	86.94%
252	R1171290100	2041	4/2/2021	\$407,100	\$468,179	\$468,179	86.95%
253	R1582250150	2041	9/8/2021	\$401,000	\$460,984	\$460,984	86.99%
254	R5864321240	2041	11/25/2020	\$405,900	\$466,593	\$466,593	86.99%
255	R4688000200	2041	5/21/2021	\$358,100	\$411,519	\$411,519	87.02%
256	R5315000200	2041	10/9/2020	\$343,100	\$394,281	\$394,281	87.02%
257	R3024000175	2041	3/29/2021	\$348,300	\$400,201	\$400,201	87.03%
258	R1624004412	2041	7/30/2021	\$387,800	\$445,174	\$445,174	87.11%
259	R8442250025	2041	8/18/2021	\$379,800	\$435,931	\$435,931	87.12%
260	R2024351060	2041	10/30/2020	\$350,800	\$402,642	\$402,642	87.12%
261	R4221730180	1537	8/16/2021	\$382,200	\$438,357	\$438,357	87.19%
262	R4951000080	2041	2/23/2021	\$373,800	\$428,615	\$428,615	87.21%
263	R3534400145	2041	11/1/2020	\$399,100	\$457,429	\$457,429	87.25%
264	R1358810020	2041	6/14/2021	\$345,500	\$395,664	\$395,664	87.32%
265	R0998750010	2041	8/23/2021	\$355,800	\$407,317	\$407,317	87.35%
266	R1013720020	2041	4/30/2021	\$411,300	\$470,632	\$470,632	87.39%
267	R9322400830	2041	11/5/2020	\$414,500	\$474,192	\$474,192	87.41%
268	R1580350385	2041	10/9/2020	\$377,700	\$432,089	\$432,089	87.41%
269	R3579000012	1537	12/16/2020	\$399,200	\$456,663	\$456,663	87.42%
270	R7598000011	2041	10/28/2020	\$347,900	\$397,968	\$397,968	87.42%
271	R7335510235	2041	6/21/2021	\$392,400	\$448,679	\$448,679	87.46%
272	R1071200300	2041	6/14/2021	\$359,600	\$411,147	\$411,147	87.46%
273	R2733010025	2041	5/28/2021	\$347,900	\$397,523	\$397,523	87.52%
274	R6114510740	2041	11/13/2020	\$368,500	\$420,509	\$420,509	87.63%
275	R1358100110	2041	6/1/2021	\$337,600	\$385,184	\$385,184	87.65%
276	S1122336300	2041	2/2/2021	\$346,500	\$395,209	\$395,209	87.68%
277	R1580720540	2041	7/2/2021	\$372,900	\$425,309	\$425,309	87.68%
278	R8123003600	2041	10/1/2020	\$355,000	\$404,807	\$404,807	87.70%
279	R5864321180	2041	4/19/2021	\$409,400	\$466,810	\$466,810	87.70%
280	R5731000050	2041	5/4/2021	\$391,700	\$446,577	\$446,577	87.71%
281	R5125800380	2041	4/16/2021	\$370,400	\$422,242	\$422,242	87.72%
282	R1525580410	2041	5/4/2021	\$337,000	\$384,057	\$384,057	87.75%
283	R1625504120	2041	11/27/2020	\$396,000	\$451,279	\$451,279	87.75%
284	R7696670040	2041	9/7/2021	\$384,200	\$437,541	\$437,541	87.81%
285	R7909000450	2041	10/1/2020	\$398,200	\$452,688	\$452,688	87.96%
286	R5136840080	2041	4/28/2021	\$339,900	\$386,179	\$386,179	88.02%
287	R6885600370	1537	11/30/2020	\$399,900	\$454,157	\$454,157	88.05%
288	R5864321420	2041	11/24/2020	\$410,200	\$465,779	\$465,779	88.07%
289	R1772650080	2041	4/16/2021	\$384,000	\$435,862	\$435,862	88.10%
290	R8222580190	2041	5/28/2021	\$346,400	\$393,155	\$393,155	88.11%
291	R7715160275	2041	9/9/2021	\$377,900	\$428,798	\$428,798	88.13%
292	R5124500050	2041	8/6/2021	\$397,500	\$450,595	\$450,595	88.22%
293	R5731250260	2041	6/28/2021	\$355,900	\$403,345	\$403,345	88.24%
294	R1525640110	2041	6/7/2021	\$404,900	\$458,815	\$458,815	88.25%
295	R8048620390	2041	6/4/2021	\$335,300	\$379,784	\$379,784	88.29%
296	R1342100580	2041	9/7/2021	\$351,200	\$397,765	\$397,765	88.29%
297	R2024320465	2041	12/4/2020	\$367,000	\$415,553	\$415,553	88.32%
298	R5611010220	26	8/31/2021	\$353,600	\$400,331	\$400,331	88.33%

3/28/2022 9:51 PM

Boise Independent #1 - See Secondary Category(ies) Section below for details.

299	R2847230355	1537	4/15/2021	\$409,500	\$463,529	\$463,529	88.34%
300	R7104001480	2041	8/5/2021	\$388,400	\$438,709	\$438,709	88.53%
301	R5445760260	2041	7/19/2021	\$376,100	\$424,791	\$424,791	88.54%
302	R1342100190	2041	12/31/2020	\$407,800	\$460,423	\$460,423	88.57%
303	R6744001403	2041	4/28/2021	\$389,900	\$440,065	\$440,065	88.60%
304	R3053000400	2041	7/19/2021	\$405,900	\$458,108	\$458,108	88.60%
305	R5461601130	2041	3/2/2021	\$378,200	\$426,814	\$426,814	88.61%
306	R8222620300	2041	10/15/2020	\$366,600	\$413,600	\$413,600	88.64%
307	R5459750470	2041	12/15/2020	\$338,100	\$380,902	\$380,902	88.76%
308	R1525730230	2041	1/22/2021	\$340,100	\$382,548	\$382,548	88.90%
309	R80486630450	2041	6/30/2021	\$358,000	\$402,605	\$402,605	88.92%
310	R6925760160	2041	5/18/2021	\$399,900	\$449,688	\$449,688	88.93%
311	R5136900190	2041	5/10/2021	\$339,700	\$381,945	\$381,945	88.94%
312	R3699000100	2041	7/1/2021	\$412,100	\$463,206	\$463,206	88.97%
313	R1581100170	1537	11/3/2020	\$413,300	\$464,507	\$464,507	88.98%
314	R6885610520	1537	1/11/2021	\$383,600	\$431,022	\$431,022	89.00%
315	R5864321080	2041	7/6/2021	\$406,700	\$456,868	\$456,868	89.02%
316	R8048240150	1537	5/5/2021	\$340,900	\$382,812	\$382,812	89.05%
317	R8377500145	2041	5/25/2021	\$345,800	\$388,107	\$388,107	89.10%
318	R5457970270	2041	12/24/2020	\$336,600	\$377,766	\$377,766	89.10%
319	R2733010065	2041	10/22/2020	\$343,400	\$385,331	\$385,331	89.12%
320	R2024301862	2041	11/9/2020	\$365,900	\$410,509	\$410,509	89.13%
321	R6637250800	2041	12/15/2020	\$382,200	\$428,642	\$428,642	89.17%
322	R7910010040	2041	10/19/2020	\$340,800	\$382,102	\$382,102	89.19%
323	R8048240410	1537	3/3/2021	\$345,800	\$387,656	\$387,656	89.20%
324	R3638350115	2041	5/28/2021	\$374,100	\$419,365	\$419,365	89.21%
325	R4221301080	1537	3/26/2021	\$356,800	\$399,917	\$399,917	89.22%
326	R1580810100	2041	11/13/2020	\$350,200	\$392,162	\$392,162	89.30%
327	R2024301978	2041	6/7/2021	\$362,700	\$406,008	\$406,008	89.33%
328	R7909420032	2041	5/25/2021	\$414,800	\$464,240	\$464,240	89.35%
329	R5303270120	2041	1/19/2021	\$373,000	\$417,243	\$417,243	89.40%
330	R0573410320	2041	1/7/2021	\$412,600	\$461,449	\$461,449	89.41%
331	R0027000112	2041	2/12/2021	\$368,600	\$411,801	\$411,801	89.51%
332	R5456500575	2041	1/13/2021	\$405,500	\$452,979	\$452,979	89.52%
333	R5211700270	2041	10/26/2020	\$338,300	\$377,537	\$377,537	89.61%
334	R1955001330	2041	6/4/2021	\$381,300	\$425,358	\$425,358	89.64%
335	R80486630300	2041	5/10/2021	\$338,500	\$377,504	\$377,504	89.67%
336	R0359670150	2041	10/2/2020	\$365,600	\$407,697	\$407,697	89.67%
337	R0880110020	2041	7/22/2021	\$373,200	\$416,146	\$416,146	89.68%
338	R7715160815	2041	9/30/2021	\$370,300	\$412,738	\$412,738	89.72%
339	R1096170205	2041	11/20/2020	\$373,000	\$415,735	\$415,735	89.72%
340	R7835000370	2041	12/17/2020	\$345,800	\$385,273	\$385,273	89.75%
341	R3616860120	2041	3/17/2021	\$339,400	\$378,035	\$378,035	89.78%
342	R3674170110	2041	2/12/2021	\$373,300	\$415,649	\$415,649	89.81%
343	R8048190440	1537	5/6/2021	\$342,600	\$381,123	\$381,123	89.89%
344	R1035210180	20	11/13/2020	\$397,500	\$442,000	\$442,000	89.93%
345	R6114510841	2041	1/13/2021	\$370,500	\$411,934	\$411,934	89.94%
346	R8813680760	2041	12/1/2020	\$370,200	\$411,545	\$411,545	89.95%
347	R5983770120	2041	10/9/2020	\$393,600	\$437,490	\$437,490	89.97%
348	R7334250319	2041	6/30/2021	\$343,200	\$381,415	\$381,415	89.98%
349	R3239010470	2041	3/24/2021	\$359,300	\$398,798	\$398,798	90.10%
350	R9380730130	26	7/15/2021	\$376,600	\$417,911	\$417,911	90.11%
351	R7967500270	2041	9/29/2021	\$343,600	\$381,231	\$381,231	90.13%
352	R8221590450	2041	5/17/2021	\$407,500	\$451,866	\$451,866	90.18%
353	R5125570050	2041	5/12/2021	\$377,100	\$418,039	\$418,039	90.21%
354	R7451230260	2041	1/7/2021	\$393,800	\$436,487	\$436,487	90.22%
355	R3239500530	2041	12/3/2020	\$393,800	\$436,475	\$436,475	90.22%
356	R9539500115	2041	12/3/2020	\$347,500	\$385,125	\$385,125	90.23%
357	R1280500250	2041	12/24/2020	\$347,900	\$385,321	\$385,321	90.29%
358	R9465250280	1537	8/20/2021	\$365,900	\$405,206	\$405,206	90.30%
359	R3046630940	2041	12/14/2020	\$385,800	\$427,003	\$427,003	90.35%
360	R1293310180	1537	4/21/2021	\$396,100	\$438,384	\$438,384	90.35%
361	R2024380566	2041	8/2/2021	\$345,500	\$382,360	\$382,360	90.36%
362	R5315002350	2041	10/30/2020	\$390,400	\$431,780	\$431,780	90.42%
363	R7335540295	2041	5/4/2021	\$335,300	\$370,659	\$370,659	90.46%
364	R5136860440	2041	5/19/2021	\$350,700	\$387,610	\$387,610	90.48%
365	R7288590400	2041	2/19/2021	\$404,800	\$447,400	\$447,400	90.48%
366	R1230240210	2041	10/23/2020	\$364,000	\$402,307	\$402,307	90.48%
367	R5836500370	2041	4/19/2021	\$376,900	\$416,552	\$416,552	90.48%
368	R1955001197	2041	12/14/2020	\$414,200	\$457,503	\$457,503	90.53%
369	R2737300020	2041	8/21/2021	\$347,700	\$383,824	\$383,824	90.59%
370	R5461600970	2041	5/25/2021	\$335,100	\$369,710	\$369,710	90.64%
371	R1525740810	2041	10/16/2020	\$409,700	\$451,859	\$451,859	90.67%
372	R2024302270	2041	4/29/2021	\$345,800	\$381,338	\$381,338	90.68%
373	R8222590210	2041	11/3/2020	\$359,000	\$395,866	\$395,866	90.68%

3/28/2022 9:51 PM

Boise Independent #1 - See Secondary Category(ies) Section below for details.

374	R1525750550	2041	5/17/2021	\$353,800	\$390,088	\$390,088	90.70%
375	R7132000405	2041	6/16/2021	\$377,700	\$416,402	\$416,402	90.71%
376	R1666180160	2041	8/18/2021	\$363,900	\$401,089	\$401,089	90.73%
377	R1525730210	2041	7/28/2021	\$352,300	\$388,251	\$388,251	90.74%
378	R1096180185	2041	8/25/2021	\$390,900	\$430,722	\$430,722	90.75%
379	R5864321280	2041	12/9/2020	\$412,400	\$454,400	\$454,400	90.76%
380	R5864321640	2041	7/22/2021	\$410,900	\$452,694	\$452,694	90.77%
381	R9437520570	2041	11/20/2020	\$346,700	\$381,957	\$381,957	90.77%
382	R2107290040	2041	11/30/2020	\$359,900	\$396,486	\$396,486	90.77%
383	R2919000160	2041	3/15/2021	\$348,100	\$383,406	\$383,406	90.79%
384	R9374000065	2041	3/8/2021	\$397,400	\$437,644	\$437,644	90.80%
385	R1280500295	2041	1/7/2021	\$382,000	\$420,675	\$420,675	90.81%
386	R1955001193	2041	12/18/2020	\$414,200	\$455,825	\$455,825	90.87%
387	R1077600030	2041	1/19/2021	\$384,500	\$422,948	\$422,948	90.91%
388	R2817790010	2041	7/6/2021	\$357,100	\$392,805	\$392,805	90.91%
389	R8103710810	2041	5/24/2021	\$373,500	\$410,825	\$410,825	90.91%
390	R8103710550	2041	6/21/2021	\$342,100	\$376,035	\$376,035	90.98%
391	R2847280320	1537	8/31/2021	\$395,200	\$434,359	\$434,359	90.98%
392	R4221300950	1537	10/16/2020	\$390,600	\$429,212	\$429,212	91.00%
393	R8813680520	2041	11/2/2020	\$341,400	\$375,117	\$375,117	91.01%
394	R7593000080	2041	11/12/2020	\$343,100	\$376,922	\$376,922	91.03%
395	R8048013776	2041	8/8/2021	\$407,600	\$447,613	\$447,613	91.06%
396	R7334190326	2041	6/28/2021	\$407,600	\$447,501	\$447,501	91.08%
397	R1342100015	2041	8/13/2021	\$363,400	\$398,866	\$398,866	91.11%
398	R5125800390	2041	11/12/2020	\$414,500	\$454,766	\$454,766	91.15%
399	R7476790050	26	7/2/2021	\$412,500	\$452,543	\$452,543	91.15%
400	R8103700580	2041	7/13/2021	\$336,000	\$368,512	\$368,512	91.18%
401	R7715160364	2041	4/27/2021	\$372,200	\$408,108	\$408,108	91.20%
402	R5125540120	2041	10/20/2020	\$396,000	\$434,161	\$434,161	91.21%
403	R4688000040	2041	8/20/2021	\$343,200	\$376,089	\$376,089	91.25%
404	R5460510065	2041	6/22/2021	\$385,700	\$422,651	\$422,651	91.26%
405	R7858040020	2041	11/17/2020	\$398,600	\$436,684	\$436,684	91.28%
406	R0356000225	2041	11/12/2020	\$401,400	\$439,742	\$439,742	91.28%
407	R4768600170	2041	8/2/2021	\$413,000	\$452,254	\$452,254	91.32%
408	R1251150060	2041	3/3/2021	\$367,000	\$401,839	\$401,839	91.33%
409	R9532190280	2041	2/5/2021	\$380,400	\$416,394	\$416,394	91.36%
410	R8222350210	2041	1/11/2021	\$346,300	\$379,002	\$379,002	91.37%
411	R1071160150	2041	12/10/2020	\$376,800	\$412,248	\$412,248	91.40%
412	R8583770440	2041	4/7/2021	\$334,800	\$366,234	\$366,234	91.42%
413	R8048200330	2041	5/13/2021	\$370,100	\$404,811	\$404,811	91.43%
414	R0438350280	2041	6/29/2021	\$411,100	\$449,635	\$449,635	91.43%
415	R1342100440	2041	11/17/2020	\$381,200	\$416,882	\$416,882	91.44%
416	R2391290050	2041	5/14/2021	\$356,300	\$389,394	\$389,394	91.50%
417	R1582280290	2041	11/13/2020	\$373,600	\$407,957	\$407,957	91.58%
418	R9529660315	2041	3/25/2021	\$384,000	\$419,280	\$419,280	91.59%
419	R4221301140	1537	10/23/2020	\$341,900	\$373,140	\$373,140	91.63%
420	R1280540055	2041	12/2/2020	\$345,800	\$377,255	\$377,255	91.66%
421	R5836700110	2041	2/5/2021	\$395,000	\$430,919	\$430,919	91.66%
422	R5652370100	2041	6/7/2021	\$357,100	\$389,560	\$389,560	91.67%
423	R4839140060	2041	6/2/2021	\$390,600	\$426,053	\$426,053	91.68%
424	R8103711170	2041	10/19/2020	\$403,800	\$440,447	\$440,447	91.68%
425	R7704530190	2041	5/11/2021	\$370,200	\$403,780	\$403,780	91.68%
426	R2324350030	2041	6/8/2021	\$363,600	\$396,554	\$396,554	91.69%
427	R3581390230	2041	6/18/2021	\$393,300	\$428,492	\$428,492	91.79%
428	R4737640125	2041	8/2/2021	\$371,400	\$404,561	\$404,561	91.80%
429	R2861870420	2041	10/23/2020	\$357,700	\$389,243	\$389,243	91.90%
430	R3239010330	2041	10/8/2020	\$357,700	\$389,130	\$389,130	91.92%
431	R8222930180	1537	7/26/2021	\$349,700	\$380,275	\$380,275	91.96%
432	R8316150040	2041	10/27/2020	\$402,500	\$437,463	\$437,463	92.01%
433	R1955001053	2041	7/30/2021	\$406,000	\$441,134	\$441,134	92.04%
434	R3616360280	20	1/6/2021	\$405,000	\$440,000	\$440,000	92.05%
435	R1342100280	2041	9/20/2021	\$383,300	\$416,232	\$416,232	92.09%
436	R1071140530	2041	7/6/2021	\$357,300	\$387,748	\$387,748	92.15%
437	R3088790080	2041	5/24/2021	\$351,600	\$381,449	\$381,449	92.17%
438	R2734250610	2041	10/14/2020	\$398,400	\$430,002	\$430,002	92.19%
439	R6120050060	2041	10/16/2020	\$356,300	\$386,388	\$386,388	92.21%
440	R4221301570	1537	1/4/2021	\$413,800	\$448,662	\$448,662	92.23%
441	R5315100020	2041	6/2/2021	\$401,200	\$434,837	\$434,837	92.26%
442	R7854510020	2041	6/3/2021	\$400,900	\$434,438	\$434,438	92.28%
443	R7335580325	2041	5/17/2021	\$374,700	\$405,974	\$405,974	92.30%
444	R4219200130	2041	10/1/2020	\$356,600	\$386,308	\$386,308	92.31%
445	R1071210200	2041	4/9/2021	\$355,600	\$385,211	\$385,211	92.31%
446	R1955020625	2041	7/7/2021	\$342,100	\$370,549	\$370,549	92.32%
447	R1753001634	2041	8/16/2021	\$382,300	\$414,003	\$414,003	92.34%
448	R8048240520	1537	5/21/2021	\$363,800	\$393,933	\$393,933	92.35%

3/28/2022 9:51 PM

Boise Independent #1 - See Secondary Category(ies) Section below for details.

449	R4221301720	1537	10/7/2020	\$359,800	\$389,595	\$389,595	92.35%
450	R8222910320	1537	6/24/2021	\$385,000	\$416,762	\$416,762	92.38%
451	R4930140190	2041	6/17/2021	\$368,500	\$398,864	\$398,864	92.39%
452	R7452000050	2041	4/20/2021	\$333,800	\$360,982	\$360,982	92.47%
453	R8048200270	2041	9/1/2021	\$360,300	\$389,564	\$389,564	92.49%
454	R1523280440	2041	11/3/2020	\$408,300	\$441,281	\$441,281	92.53%
455	R2024320035	2041	1/19/2021	\$339,700	\$366,883	\$366,883	92.59%
456	R1580710135	2041	10/2/2020	\$353,400	\$381,604	\$381,604	92.61%
457	R1376840070	2041	12/15/2020	\$366,900	\$396,139	\$396,139	92.62%
458	R9322400041	2041	4/8/2021	\$381,500	\$411,635	\$411,635	92.68%
459	R1523300150	2041	5/27/2021	\$344,200	\$371,217	\$371,217	92.72%
460	R5125510100	2041	8/31/2021	\$363,800	\$392,324	\$392,324	92.73%
461	R3369390090	20	11/3/2020	\$410,000	\$442,000	\$442,000	92.76%
462	R9322150978	2041	7/14/2021	\$407,500	\$439,298	\$439,298	92.76%
463	R6121500050	2041	5/24/2021	\$370,200	\$398,899	\$398,899	92.81%
464	R7451230300	2041	1/29/2021	\$392,500	\$422,881	\$422,881	92.82%
465	R2369170040	2041	5/19/2021	\$343,500	\$369,991	\$369,991	92.84%
466	R1525731230	2041	12/21/2020	\$359,300	\$386,890	\$386,890	92.87%
467	R7997030008	2041	10/9/2020	\$369,300	\$397,522	\$397,522	92.90%
468	R9294790051	2041	4/8/2021	\$340,000	\$365,898	\$365,898	92.92%
469	R8048240400	1537	6/23/2021	\$345,800	\$371,933	\$371,933	92.97%
470	R9410710430	2041	2/12/2021	\$402,600	\$432,968	\$432,968	92.99%
471	R7132000110	2041	3/5/2021	\$337,800	\$363,256	\$363,256	92.99%
472	R1580910315	2041	2/5/2021	\$387,300	\$416,394	\$416,394	93.01%
473	R0995080021	2041	2/5/2021	\$364,800	\$392,185	\$392,185	93.02%
474	R0541500640	2041	9/8/2021	\$354,200	\$380,709	\$380,709	93.04%
475	R8992000071	2041	5/3/2021	\$407,600	\$438,048	\$438,048	93.05%
476	R6072390050	2041	10/13/2020	\$405,800	\$435,886	\$435,886	93.10%
477	R1077500395	2041	8/3/2021	\$378,600	\$406,655	\$406,655	93.10%
478	R8043260100	1537	10/22/2020	\$371,700	\$399,207	\$399,207	93.11%
479	R8048240440	1537	7/6/2021	\$345,800	\$371,311	\$371,311	93.13%
480	R8048730020	2041	2/17/2021	\$405,900	\$435,772	\$435,772	93.14%
481	R8813680420	2041	11/10/2020	\$364,500	\$391,240	\$391,240	93.17%
482	R1317411010	2041	10/21/2020	\$377,300	\$404,916	\$404,916	93.18%
483	R7909970130	2041	3/2/2021	\$393,300	\$422,082	\$422,082	93.18%
484	R8954560040	2041	8/9/2021	\$365,500	\$392,164	\$392,164	93.20%
485	R7133460560	26	7/30/2021	\$375,800	\$403,204	\$403,204	93.20%
486	R1525721390	2041	3/31/2021	\$369,500	\$396,242	\$396,242	93.25%
487	R8222700265	1537	12/9/2020	\$395,300	\$423,862	\$423,862	93.26%
488	R4737660110	2041	12/14/2020	\$346,100	\$371,086	\$371,086	93.27%
489	R7909960160	2041	12/31/2020	\$401,500	\$430,395	\$430,395	93.29%
490	R5817210170	2041	12/15/2020	\$393,400	\$421,532	\$421,532	93.33%
491	R9322410005	2041	12/2/2020	\$412,600	\$442,016	\$442,016	93.35%
492	R1376840020	2041	10/8/2020	\$378,600	\$405,456	\$405,456	93.38%
493	R8378001820	2041	1/29/2021	\$373,600	\$400,076	\$400,076	93.38%
494	R5864320300	2041	2/11/2021	\$400,200	\$428,358	\$428,358	93.43%
495	R7777813910	2041	3/2/2021	\$375,900	\$402,208	\$402,208	93.46%
496	R1955020210	2041	9/17/2021	\$335,800	\$359,287	\$359,287	93.46%
497	R5504610790	2041	5/5/2021	\$367,000	\$392,627	\$392,627	93.47%
498	R8048250380	1537	11/19/2020	\$359,900	\$384,908	\$384,908	93.50%
499	R7451230280	2041	2/19/2021	\$392,500	\$419,581	\$419,581	93.55%
500	R1955010176	2041	9/30/2021	\$378,900	\$405,027	\$405,027	93.55%
501	R8860150100	2041	5/14/2021	\$405,000	\$432,759	\$432,759	93.59%
502	R5303270100	2041	3/19/2021	\$374,900	\$400,541	\$400,541	93.60%
503	R5487300030	2041	2/9/2021	\$357,400	\$381,581	\$381,581	93.66%
504	R8843000233	2041	2/22/2021	\$406,300	\$433,775	\$433,775	93.67%
505	R9408500050	2041	10/13/2020	\$408,600	\$435,886	\$435,886	93.74%
506	R1564620410	2041	9/28/2021	\$394,300	\$420,598	\$420,598	93.75%
507	R8954560491	2041	6/17/2021	\$365,900	\$390,286	\$390,286	93.75%
508	R8222620340	2041	12/15/2020	\$371,600	\$396,139	\$396,139	93.81%
509	R8813680400	2041	4/9/2021	\$371,200	\$395,538	\$395,538	93.85%
510	R1071190050	2041	1/19/2021	\$387,700	\$413,112	\$413,112	93.85%
511	R8813680380	2041	1/27/2021	\$365,700	\$389,583	\$389,583	93.87%
512	R7317710090	2041	3/24/2021	\$352,600	\$375,612	\$375,612	93.87%
513	R2940700580	26	10/14/2020	\$342,200	\$364,517	\$364,517	93.88%
514	R5460510025	2041	11/10/2020	\$386,400	\$411,443	\$411,443	93.91%
515	R9465310200	2041	10/23/2020	\$360,700	\$383,911	\$383,911	93.95%
516	R4207010031	2041	1/22/2021	\$414,800	\$441,402	\$441,402	93.97%
517	R1580260581	2041	11/25/2020	\$355,000	\$377,620	\$377,620	94.01%
518	R2517150070	2041	6/4/2021	\$409,100	\$434,907	\$434,907	94.07%
519	R5864321440	2041	1/7/2021	\$411,500	\$437,383	\$437,383	94.08%
520	R8180950090	2041	9/7/2021	\$344,300	\$365,944	\$365,944	94.09%
521	R8048710210	2041	3/24/2021	\$384,100	\$408,072	\$408,072	94.13%
522	R7284170030	2041	11/2/2020	\$412,800	\$438,517	\$438,517	94.14%
523	R1955000922	2041	9/30/2021	\$403,400	\$428,393	\$428,393	94.17%

Boise Independent #1 - See Secondary Category(ies) Section below for details.

524	R3606560460	2041	11/17/2020	\$342,400	\$363,313	\$363,313	94.24%
525	R1580500016	2041	1/19/2021	\$394,000	\$418,030	\$418,030	94.25%
526	R5504620270	2041	8/18/2021	\$347,600	\$368,678	\$368,678	94.28%
527	R7909630530	1537	5/28/2021	\$370,700	\$393,155	\$393,155	94.29%
528	R1065900010	2041	6/30/2021	\$334,900	\$355,140	\$355,140	94.30%
529	R5864321220	2041	2/16/2021	\$410,500	\$435,214	\$435,214	94.32%
530	R8222620250	2041	8/12/2021	\$376,700	\$399,232	\$399,232	94.36%
531	R6793260025	2041	11/13/2020	\$405,700	\$429,819	\$429,819	94.39%
532	R1754002300	2041	5/14/2021	\$355,900	\$377,005	\$377,005	94.40%
533	R5457430600	2041	10/22/2020	\$378,000	\$400,275	\$400,275	94.44%
534	R8813680500	2041	1/8/2021	\$369,500	\$391,221	\$391,221	94.45%
535	R1516270045	2041	9/17/2021	\$344,200	\$364,174	\$364,174	94.52%
536	R5211700250	2041	7/30/2021	\$354,700	\$375,170	\$375,170	94.54%
537	R8048250500	1537	6/22/2021	\$403,700	\$426,921	\$426,921	94.56%
538	R7909000390	2041	9/22/2021	\$385,500	\$407,622	\$407,622	94.57%
539	R1478810020	2041	5/27/2021	\$361,700	\$382,148	\$382,148	94.65%
540	R8103710520	2041	7/22/2021	\$350,900	\$370,461	\$370,461	94.72%
541	R7181810160	20	12/18/2020	\$381,800	\$402,900	\$402,900	94.76%
542	R0387040100	2041	11/12/2020	\$362,200	\$382,157	\$382,157	94.78%
543	R1342000260	2041	11/18/2020	\$365,100	\$385,158	\$385,158	94.79%
544	R0539170340	2041	7/9/2021	\$390,500	\$411,899	\$411,899	94.80%
545	R1525750450	2041	8/19/2021	\$406,800	\$429,055	\$429,055	94.81%
546	R2825130100	2041	10/23/2020	\$359,200	\$378,579	\$378,579	94.88%
547	R1472170140	2041	1/15/2021	\$393,500	\$414,633	\$414,633	94.90%
548	R5487300050	2041	12/16/2020	\$361,400	\$380,553	\$380,553	94.97%
549	R1525720190	2041	6/24/2021	\$356,200	\$375,001	\$375,001	94.99%
550	R4221301150	1537	8/27/2021	\$343,500	\$361,624	\$361,624	94.99%
551	R3239500520	2041	4/21/2021	\$369,200	\$388,671	\$388,671	94.99%
552	R4207260105	26	9/17/2021	\$372,900	\$392,551	\$392,551	94.99%
553	R1582220080	2041	11/30/2020	\$349,400	\$367,651	\$367,651	95.04%
554	R1279170020	2041	6/24/2021	\$372,600	\$392,046	\$392,046	95.04%
555	R6284140480	2041	8/16/2021	\$339,500	\$357,179	\$357,179	95.05%
556	R7704530230	2041	9/24/2021	\$357,400	\$375,937	\$375,937	95.07%
557	R2847230115	1537	8/16/2021	\$371,400	\$390,624	\$390,624	95.08%
558	R3046610040	2041	7/30/2021	\$337,200	\$354,556	\$354,556	95.10%
559	R9294790300	2041	11/2/2020	\$356,800	\$375,117	\$375,117	95.12%
560	R9466230420	2041	1/26/2021	\$339,400	\$356,713	\$356,713	95.15%
561	R7192800010	1537	6/4/2021	\$355,200	\$373,273	\$373,273	95.16%
562	R1117760030	1537	5/5/2021	\$372,800	\$391,735	\$391,735	95.17%
563	R1525710730	2041	7/21/2021	\$404,900	\$425,258	\$425,258	95.21%
564	R6049670050	2041	10/29/2020	\$379,700	\$398,769	\$398,769	95.22%
565	R1525590250	2041	11/20/2020	\$355,300	\$373,122	\$373,122	95.22%
566	R1071200390	2041	2/10/2021	\$349,800	\$367,254	\$367,254	95.25%
567	R5303270060	2041	10/15/2020	\$408,200	\$428,532	\$428,532	95.26%
568	R5136910050	2041	3/12/2021	\$402,100	\$421,973	\$421,973	95.29%
569	R7335570520	2041	6/11/2021	\$374,000	\$392,444	\$392,444	95.30%
570	R4548530505	2041	4/16/2021	\$346,200	\$363,219	\$363,219	95.31%
571	R7626380120	2041	3/30/2021	\$408,000	\$427,965	\$427,965	95.33%
572	R1504190090	2041	6/18/2021	\$348,500	\$365,504	\$365,504	95.35%
573	R7696810110	26	7/13/2021	\$339,400	\$355,949	\$355,949	95.35%
574	R1955010482	2041	10/15/2020	\$411,400	\$431,326	\$431,326	95.38%
575	R8521440360	2041	4/30/2021	\$355,700	\$372,920	\$372,920	95.38%
576	R7982260280	2041	12/9/2020	\$353,900	\$370,752	\$370,752	95.45%
577	R5305700300	2041	3/4/2021	\$351,800	\$368,407	\$368,407	95.49%
578	R8841890080	2041	12/30/2020	\$414,300	\$433,796	\$433,796	95.51%
579	R5136840010	2041	12/18/2020	\$368,600	\$385,932	\$385,932	95.51%
580	R5854000680	2041	9/30/2021	\$405,600	\$424,499	\$424,499	95.55%
581	R8275810630	2041	3/10/2021	\$363,800	\$380,474	\$380,474	95.62%
582	R4207280185	26	11/17/2020	\$373,700	\$390,827	\$390,827	95.62%
583	R8220600065	2041	4/19/2021	\$371,600	\$388,480	\$388,480	95.65%
584	R7335560370	2041	10/14/2020	\$401,100	\$419,249	\$419,249	95.67%
585	R3511750040	2041	7/7/2021	\$402,900	\$420,994	\$420,994	95.70%
586	R8583770160	2041	12/3/2020	\$339,100	\$354,315	\$354,315	95.71%
587	R8307000450	2041	2/2/2021	\$370,000	\$386,470	\$386,470	95.74%
588	R1525721370	2041	8/2/2021	\$348,200	\$363,447	\$363,447	95.80%
589	R5136830260	2041	5/5/2021	\$371,900	\$388,166	\$388,166	95.81%
590	R6045250015	2041	10/2/2020	\$345,900	\$360,948	\$360,948	95.83%
591	R1523300185	2041	9/3/2021	\$413,700	\$431,684	\$431,684	95.83%
592	R7569500450	2041	4/29/2021	\$387,100	\$403,770	\$403,770	95.87%
593	R7982260390	2041	6/24/2021	\$367,700	\$383,523	\$383,523	95.87%
594	R5253290070	26	7/2/2021	\$352,800	\$367,940	\$367,940	95.89%
595	R8103710960	2041	10/13/2020	\$407,700	\$425,123	\$425,123	95.90%
596	R8583770500	2041	12/21/2020	\$339,100	\$353,555	\$353,555	95.91%
597	R8036130400	2041	10/14/2020	\$412,700	\$430,109	\$430,109	95.95%
598	R5607000040	2041	1/26/2021	\$410,400	\$427,567	\$427,567	95.99%

Boise Independent #1 - See Secondary Category(ies) Section below for details.

599	R1725060120	2041	12/28/2020	\$385,000	\$400,971	\$400,971	96.02%
600	R6637250540	2041	5/6/2021	\$368,100	\$383,352	\$383,352	96.02%
601	R7335540705	2041	6/30/2021	\$366,300	\$381,415	\$381,415	96.04%
602	R0525000140	2041	11/4/2020	\$404,200	\$420,836	\$420,836	96.05%
603	R7334210222	2041	11/10/2020	\$382,800	\$398,488	\$398,488	96.06%
604	R7132000285	2041	4/16/2021	\$364,700	\$379,563	\$379,563	96.08%
605	R7984200060	2041	10/29/2020	\$407,800	\$424,223	\$424,223	96.13%
606	R3616360320	20	11/25/2020	\$375,000	\$390,000	\$390,000	96.15%
607	R3616360480	20	11/30/2020	\$375,000	\$390,000	\$390,000	96.15%
608	R3369390130	20	11/23/2020	\$400,000	\$415,896	\$415,896	96.18%
609	R0487730020	1537	4/27/2021	\$382,600	\$397,771	\$397,771	96.19%
610	R0988770170	2041	1/15/2021	\$341,900	\$355,400	\$355,400	96.20%
611	R1955001426	2041	10/23/2020	\$379,600	\$394,575	\$394,575	96.20%
612	R6793270055	2041	10/14/2020	\$400,300	\$416,023	\$416,023	96.22%
613	R1375600345	2041	10/26/2020	\$397,100	\$412,632	\$412,632	96.24%
614	R1376500070	1537	3/2/2021	\$382,600	\$397,476	\$397,476	96.26%
615	R5462500380	2041	7/12/2021	\$363,200	\$377,233	\$377,233	96.28%
616	R7745400290	2041	5/7/2021	\$355,900	\$369,639	\$369,639	96.28%
617	R9441000274	2041	11/12/2020	\$352,000	\$365,405	\$365,405	96.33%
618	R2486520260	2041	6/14/2021	\$372,300	\$386,203	\$386,203	96.40%
619	R5864320880	2041	9/16/2021	\$410,700	\$425,891	\$425,891	96.43%
620	R3491260270	2041	10/22/2020	\$344,900	\$357,579	\$357,579	96.45%
621	R1525720390	2041	3/12/2021	\$336,600	\$348,831	\$348,831	96.49%
622	R1580500054	2041	4/14/2021	\$377,700	\$391,178	\$391,178	96.55%
623	R7366220190	2041	7/13/2021	\$356,300	\$368,512	\$368,512	96.69%
624	R5737760080	2041	10/9/2020	\$382,300	\$395,362	\$395,362	96.70%
625	R8378970020	2041	10/28/2020	\$338,900	\$350,306	\$350,306	96.74%
626	R6121500075	2041	5/12/2021	\$382,200	\$394,987	\$394,987	96.76%
627	R5611010400	26	2/26/2021	\$372,300	\$384,692	\$384,692	96.78%
628	R7723740250	2041	12/10/2020	\$390,100	\$403,064	\$403,064	96.78%
629	R4219200135	2041	8/20/2021	\$375,000	\$387,412	\$387,412	96.80%
630	R5143710080	2041	12/2/2020	\$408,000	\$421,457	\$421,457	96.81%
631	R8123001698	2041	1/15/2021	\$353,800	\$365,272	\$365,272	96.86%
632	R8441870370	2041	1/22/2021	\$386,700	\$399,223	\$399,223	96.86%
633	R5305700020	2041	3/31/2021	\$346,300	\$357,447	\$357,447	96.88%
634	R1525721230	2041	8/13/2021	\$334,600	\$345,141	\$345,141	96.95%
635	R2115100020	2041	5/28/2021	\$372,700	\$384,418	\$384,418	96.95%
636	R1805370150	2041	10/19/2020	\$393,400	\$405,661	\$405,661	96.98%
637	R2847240030	1537	11/25/2020	\$414,400	\$427,279	\$427,279	96.99%
638	R7686140635	2041	1/11/2021	\$346,000	\$356,708	\$356,708	97.00%
639	R8583770180	2041	11/6/2020	\$337,000	\$347,421	\$347,421	97.00%
640	R3534400136	2041	10/6/2020	\$378,400	\$389,954	\$389,954	97.04%
641	R7626380740	2041	3/31/2021	\$402,400	\$414,662	\$414,662	97.04%
642	R6793290100	2041	3/15/2021	\$357,600	\$368,444	\$368,444	97.06%
643	R7108570055	2041	10/23/2020	\$341,700	\$351,918	\$351,918	97.10%
644	R8036130360	2041	7/27/2021	\$413,500	\$425,814	\$425,814	97.11%
645	R8583770220	2041	10/22/2020	\$337,000	\$346,905	\$346,905	97.14%
646	R5125540095	2041	6/30/2021	\$395,400	\$406,843	\$406,843	97.19%
647	R7451230100	2041	10/9/2020	\$395,400	\$406,812	\$406,812	97.19%
648	R5136870350	2041	10/15/2020	\$365,600	\$376,000	\$376,000	97.23%
649	R2930550055	2041	11/19/2020	\$371,300	\$381,788	\$381,788	97.25%
650	R3053000591	2041	12/28/2020	\$405,100	\$416,528	\$416,528	97.26%
651	R7337000860	2041	9/24/2021	\$342,700	\$352,363	\$352,363	97.26%
652	R3581650060	26	11/25/2020	\$362,400	\$372,447	\$372,447	97.30%
653	R1472170080	2041	10/6/2020	\$382,500	\$393,095	\$393,095	97.30%
654	R1525690120	2041	9/27/2021	\$383,800	\$394,429	\$394,429	97.31%
655	R2024400223	2041	10/2/2020	\$402,200	\$413,133	\$413,133	97.35%
656	R3610320080	26	10/27/2020	\$408,800	\$419,690	\$419,690	97.41%
657	R0539170560	2041	11/5/2020	\$349,100	\$358,278	\$358,278	97.44%
658	R1525580020	2041	10/19/2020	\$385,900	\$396,028	\$396,028	97.44%
659	R8266000350	2041	8/10/2021	\$401,700	\$412,210	\$412,210	97.45%
660	S1023336345	2041	11/23/2020	\$368,700	\$378,314	\$378,314	97.46%
661	R7532410250	2041	11/13/2020	\$351,900	\$360,885	\$360,885	97.51%
662	R8813680480	2041	3/15/2021	\$371,200	\$380,601	\$380,601	97.53%
663	R5449150070	2041	11/24/2020	\$408,100	\$418,352	\$418,352	97.55%
664	R4221800030	2041	7/15/2021	\$366,900	\$376,112	\$376,112	97.55%
665	R7451230060	2041	11/13/2020	\$393,000	\$402,727	\$402,727	97.58%
666	R3161260100	2041	9/3/2021	\$339,000	\$347,329	\$347,329	97.60%
667	R7854510035	2041	9/17/2021	\$388,500	\$397,990	\$397,990	97.62%
668	R4997440650	1537	10/23/2020	\$389,500	\$398,841	\$398,841	97.66%
669	R1591930070	2041	8/31/2021	\$402,700	\$412,341	\$412,341	97.66%
670	R3260220010	2041	9/3/2021	\$409,400	\$419,191	\$419,191	97.66%
671	R5130000816	2041	10/28/2020	\$373,400	\$382,143	\$382,143	97.71%
672	R8281570048	2041	3/24/2021	\$344,300	\$352,333	\$352,333	97.72%
673	R1525721250	2041	10/5/2020	\$372,100	\$380,554	\$380,554	97.78%

Boise Independent #1 - See Secondary Category(ies) Section below for details.

674	R5211700420	2041	6/9/2021	\$359,100	\$367,242	\$367,242	97.78%
675	R8281570044	2041	3/25/2021	\$344,300	\$352,102	\$352,102	97.78%
676	R3616360300	20	12/7/2020	\$389,000	\$397,800	\$397,800	97.79%
677	R1525690310	2041	9/17/2021	\$336,900	\$344,467	\$344,467	97.80%
678	R5136840070	2041	5/4/2021	\$380,000	\$388,522	\$388,522	97.81%
679	R2024380030	2041	1/21/2021	\$345,800	\$353,446	\$353,446	97.84%
680	R9437500550	2041	1/15/2021	\$357,400	\$365,272	\$365,272	97.84%
681	R6901730090	2041	7/23/2021	\$406,300	\$414,851	\$414,851	97.94%
682	R3239670060	2041	4/14/2021	\$378,600	\$386,539	\$386,539	97.95%
683	R4207260230	26	7/19/2021	\$346,800	\$353,992	\$353,992	97.97%
684	R3046610011	2041	11/13/2020	\$341,300	\$348,332	\$348,332	97.98%
685	R5130003810	2041	5/17/2021	\$345,900	\$353,021	\$353,021	97.98%
686	R2369170030	2041	10/27/2020	\$343,500	\$350,521	\$350,521	98.00%
687	R3369390180	20	12/11/2020	\$350,000	\$357,000	\$357,000	98.04%
688	R7334020070	2041	3/4/2021	\$402,900	\$410,916	\$410,916	98.05%
689	R4927230020	2041	6/18/2021	\$361,400	\$368,503	\$368,503	98.07%
690	R8103710620	2041	11/17/2020	\$399,700	\$407,503	\$407,503	98.09%
691	R4737640290	2041	7/15/2021	\$414,200	\$422,175	\$422,175	98.11%
692	R2486520760	2041	10/2/2020	\$393,700	\$401,174	\$401,174	98.14%
693	R3407770200	2041	1/22/2021	\$337,900	\$344,293	\$344,293	98.14%
694	R1955010738	2041	9/29/2021	\$357,600	\$364,274	\$364,274	98.17%
695	R8813680440	2041	10/9/2020	\$341,500	\$347,832	\$347,832	98.18%
696	R1376840120	2041	6/25/2021	\$373,100	\$379,853	\$379,853	98.22%
697	R1525010470	2041	8/3/2021	\$411,000	\$418,332	\$418,332	98.25%
698	R2887400200	2041	9/15/2021	\$386,400	\$393,273	\$393,273	98.25%
699	R5136820220	2041	1/8/2021	\$371,100	\$377,564	\$377,564	98.29%
700	R7854500038	2041	11/16/2020	\$384,500	\$391,187	\$391,187	98.29%
701	R7100700640	2041	11/20/2020	\$372,900	\$379,358	\$379,358	98.30%
702	R8954560341	2041	9/27/2021	\$334,000	\$339,755	\$339,755	98.31%
703	R3073610060	2041	11/4/2020	\$354,700	\$360,717	\$360,717	98.33%
704	R7923320060	2041	2/1/2021	\$371,400	\$377,592	\$377,592	98.36%
705	R4918220140	2041	3/3/2021	\$399,900	\$406,566	\$406,566	98.36%
706	R8222870120	1537	11/27/2020	\$335,200	\$340,783	\$340,783	98.36%
707	R1580700650	2041	6/25/2021	\$368,600	\$374,656	\$374,656	98.38%
708	R7334200205	2041	11/30/2020	\$400,400	\$406,784	\$406,784	98.43%
709	R5457600080	2041	11/25/2020	\$392,100	\$398,311	\$398,311	98.44%
710	R7777775280	2041	12/17/2020	\$404,300	\$410,620	\$410,620	98.46%
711	R8583770240	2041	11/6/2020	\$337,000	\$342,157	\$342,157	98.49%
712	R7045570110	2041	11/6/2020	\$357,900	\$363,213	\$363,213	98.54%
713	R0539170050	2041	2/26/2021	\$351,100	\$356,196	\$356,196	98.57%
714	R1431970140	26	11/12/2020	\$394,700	\$400,427	\$400,427	98.57%
715	R7451230240	2041	12/15/2020	\$395,400	\$401,116	\$401,116	98.58%
716	R6645650010	2041	8/19/2021	\$411,100	\$416,912	\$416,912	98.61%
717	R8222870230	1537	11/12/2020	\$375,900	\$381,110	\$381,110	98.63%
718	R7593000365	2041	2/10/2021	\$347,100	\$351,831	\$351,831	98.66%
719	R7408530380	2041	1/19/2021	\$359,300	\$363,932	\$363,932	98.73%
720	R6889160020	2041	7/9/2021	\$376,000	\$380,796	\$380,796	98.74%
721	R7337000822	2041	3/19/2021	\$392,900	\$397,839	\$397,839	98.76%
722	R8222700235	1537	10/9/2020	\$365,900	\$370,409	\$370,409	98.78%
723	R9005000090	2041	7/6/2021	\$397,300	\$402,078	\$402,078	98.81%
724	R7104000390	2041	11/24/2020	\$409,300	\$414,210	\$414,210	98.81%
725	R9323500606	2041	11/24/2020	\$389,500	\$394,018	\$394,018	98.85%
726	R8307000440	2041	10/14/2020	\$366,900	\$370,969	\$370,969	98.90%
727	R1071220040	2041	9/21/2021	\$361,400	\$365,194	\$365,194	98.96%
728	R0879560330	2041	8/23/2021	\$399,100	\$403,284	\$403,284	98.96%
729	R6117150010	2041	8/25/2021	\$333,900	\$337,332	\$337,332	98.98%
730	R5130004750	2041	5/21/2021	\$374,300	\$378,105	\$378,105	98.99%
731	R0310200020	2041	10/2/2020	\$403,500	\$407,588	\$407,588	99.00%
732	R6744100170	2041	11/23/2020	\$410,600	\$414,591	\$414,591	99.04%
733	R1954700400	2041	10/1/2020	\$342,200	\$345,501	\$345,501	99.04%
734	R5136830210	2041	11/25/2020	\$371,000	\$374,516	\$374,516	99.06%
735	R4221301650	1537	7/30/2021	\$335,000	\$338,065	\$338,065	99.09%
736	R2817720100	26	1/12/2021	\$352,200	\$355,390	\$355,390	99.10%
737	R1580700035	2041	9/10/2021	\$373,400	\$376,757	\$376,757	99.11%
738	R1155210030	26	11/6/2020	\$334,000	\$336,893	\$336,893	99.14%
739	R0310260900	2041	11/30/2020	\$372,700	\$375,889	\$375,889	99.15%
740	R4221320640	1537	9/10/2021	\$354,200	\$357,003	\$357,003	99.21%
741	R7777800260	2041	12/21/2020	\$400,000	\$403,052	\$403,052	99.24%
742	R5305700320	2041	1/19/2021	\$350,000	\$354,096	\$354,096	99.27%
743	R9215110120	2041	8/13/2021	\$363,800	\$366,305	\$366,305	99.32%
744	R7451230080	2041	10/15/2020	\$395,400	\$398,023	\$398,023	99.34%
745	R2861870440	2041	10/27/2020	\$385,300	\$387,815	\$387,815	99.35%
746	R5504610640	2041	12/21/2020	\$357,500	\$359,616	\$359,616	99.41%
747	R7593000110	2041	4/14/2021	\$368,600	\$370,709	\$370,709	99.43%
748	R1293240010	2041	1/5/2021	\$401,300	\$403,514	\$403,514	99.45%

Boise Independent #1 - See Secondary Category(ies) Section below for details.

749	R1955010728	2041	7/9/2021	\$382,100	\$384,159	\$384,159	99.46%
750	R7451230220	2041	12/4/2020	\$394,000	\$395,955	\$395,955	99.51%
751	R7074530080	2041	9/10/2021	\$410,500	\$412,537	\$412,537	99.51%
752	R1808500380	2041	6/11/2021	\$407,700	\$409,694	\$409,694	99.51%
753	R5211710350	2041	12/21/2020	\$352,400	\$354,060	\$354,060	99.53%
754	R1525700460	2041	1/25/2021	\$334,100	\$335,520	\$335,520	99.58%
755	R1525720440	2041	6/8/2021	\$353,300	\$354,606	\$354,606	99.63%
756	R6637250490	2041	9/8/2021	\$341,500	\$342,717	\$342,717	99.64%
757	R1580910005	2041	10/15/2020	\$385,500	\$386,743	\$386,743	99.68%
758	R4221320325	1537	7/11/2021	\$371,400	\$372,597	\$372,597	99.68%
759	R4737710050	2041	12/30/2020	\$375,500	\$376,691	\$376,691	99.68%
760	R7982260130	2041	9/10/2021	\$355,100	\$356,210	\$356,210	99.69%
761	R1342000405	2041	8/20/2021	\$387,500	\$388,221	\$388,221	99.81%
762	R2024351264	2041	5/24/2021	\$358,900	\$359,527	\$359,527	99.83%
763	R2486520720	2041	10/15/2020	\$402,300	\$402,750	\$402,750	99.89%
764	R6875320320	2041	5/25/2021	\$385,200	\$385,479	\$385,479	99.93%
765	R4221800070	2041	7/30/2021	\$387,200	\$387,455	\$387,455	99.93%
766	R8048240370	1537	9/27/2021	\$351,300	\$351,471	\$351,471	99.95%
767	R7451230160	2041	11/4/2020	\$395,400	\$395,523	\$395,523	99.97%
768	R2928150235	2041	11/16/2020	\$344,300	\$344,244	\$344,244	100.02%
769	R1955020092	2041	10/30/2020	\$403,900	\$403,701	\$403,701	100.05%
770	R5303270040	2041	1/20/2021	\$408,300	\$408,030	\$408,030	100.07%
771	R8222700225	1537	12/31/2020	\$375,600	\$375,345	\$375,345	100.07%
772	R8222920170	1537	9/8/2021	\$373,900	\$373,476	\$373,476	100.11%
773	R4221301270	1537	5/7/2021	\$384,400	\$383,890	\$383,890	100.13%
774	R8048680740	2041	9/30/2021	\$413,500	\$412,816	\$412,816	100.17%
775	R1525570590	2041	3/16/2021	\$358,500	\$357,829	\$357,829	100.19%
776	R1184000215	2041	6/4/2021	\$382,800	\$381,954	\$381,954	100.22%
777	R1624003395	2041	3/15/2021	\$375,000	\$374,055	\$374,055	100.25%
778	R2039260755	2041	1/13/2021	\$347,100	\$346,163	\$346,163	100.27%
779	R5305700240	2041	1/15/2021	\$351,500	\$350,463	\$350,463	100.30%
780	R1523280505	2041	4/15/2021	\$364,700	\$363,552	\$363,552	100.32%
781	R5305700260	2041	1/15/2021	\$351,700	\$350,463	\$350,463	100.35%
782	R8127310380	2041	7/26/2021	\$411,100	\$409,654	\$409,654	100.35%
783	R5211710580	2041	8/27/2021	\$383,100	\$381,715	\$381,715	100.36%
784	R3407750005	2041	11/6/2020	\$412,200	\$410,589	\$410,589	100.39%
785	R9322400810	2041	7/15/2021	\$385,400	\$383,719	\$383,719	100.44%
786	R7777800250	2041	12/24/2020	\$364,900	\$362,555	\$362,555	100.65%
787	R7777800252	2041	12/24/2020	\$364,900	\$362,555	\$362,555	100.65%
788	R7451230140	2041	12/15/2020	\$394,000	\$391,060	\$391,060	100.75%
789	R0804190050	2041	10/14/2020	\$386,800	\$383,872	\$383,872	100.76%
790	R7133460690	26	10/13/2020	\$364,600	\$361,624	\$361,624	100.82%
791	R7451230040	2041	11/17/2020	\$394,000	\$390,723	\$390,723	100.84%
792	R7451230120	2041	11/17/2020	\$394,000	\$390,723	\$390,723	100.84%
793	R1525721120	2041	10/5/2020	\$368,600	\$365,375	\$365,375	100.88%
794	R5125580260	2041	4/16/2021	\$353,000	\$349,598	\$349,598	100.97%
795	R0364170100	2041	10/21/2020	\$341,100	\$337,608	\$337,608	101.03%
796	R4432500680	2041	8/11/2021	\$350,600	\$346,591	\$346,591	101.16%
797	R0830270020	2041	4/27/2021	\$353,100	\$348,970	\$348,970	101.18%
798	R5136830070	2041	9/15/2021	\$343,800	\$339,731	\$339,731	101.20%
799	R5303270260	2041	8/17/2021	\$405,500	\$400,647	\$400,647	101.21%
800	R1523290120	2041	1/5/2021	\$399,500	\$394,548	\$394,548	101.26%
801	R5305700200	2041	2/26/2021	\$346,300	\$341,948	\$341,948	101.27%
802	R1580910025	2041	6/29/2021	\$395,400	\$390,249	\$390,249	101.32%
803	R1029250085	2041	10/16/2020	\$375,300	\$370,288	\$370,288	101.35%
804	R3259770200	2041	7/6/2021	\$337,400	\$332,873	\$332,873	101.36%
805	R8813680780	2041	11/4/2020	\$344,900	\$340,139	\$340,139	101.40%
806	R5305700280	2041	1/26/2021	\$351,800	\$346,940	\$346,940	101.40%
807	R9437520690	2041	6/24/2021	\$367,300	\$362,131	\$362,131	101.43%
808	R1655000047	2041	2/17/2021	\$398,400	\$392,674	\$392,674	101.46%
809	R5457430450	2041	9/8/2021	\$387,100	\$381,424	\$381,424	101.49%
810	R3746010095	2041	11/6/2020	\$384,700	\$379,005	\$379,005	101.50%
811	R6793250160	2041	7/19/2021	\$368,300	\$362,322	\$362,322	101.65%
812	R0998750090	2041	7/6/2021	\$365,700	\$359,510	\$359,510	101.72%
813	R1608250245	2041	6/30/2021	\$388,200	\$381,415	\$381,415	101.78%
814	R9322400120	2041	1/15/2021	\$336,700	\$330,719	\$330,719	101.81%
815	R7451230180	2041	12/8/2020	\$395,400	\$388,369	\$388,369	101.81%
816	R8521440470	2041	7/28/2021	\$370,600	\$363,469	\$363,469	101.96%
817	R5456501336	2041	12/10/2020	\$338,300	\$331,635	\$331,635	102.01%
818	R8583770200	2041	12/23/2020	\$337,000	\$330,219	\$330,219	102.05%
819	R4726000320	2041	2/12/2021	\$340,800	\$333,866	\$333,866	102.08%
820	R5461600630	2041	9/10/2021	\$339,200	\$331,706	\$331,706	102.26%
821	R3581650050	26	10/9/2020	\$393,400	\$384,559	\$384,559	102.30%
822	R3616360460	20	2/1/2021	\$365,000	\$356,720	\$356,720	102.32%
823	R2024303530	2041	9/3/2021	\$413,400	\$404,020	\$404,020	102.32%

3/28/2022 9:51 PM

Boise Independent #1 - See Secondary Category(ies) Section below for details.

824	R4844400030	2041	7/23/2021	\$367,500	\$359,084	\$359,084	102.34%
825	R1578760090	2041	8/26/2021	\$349,900	\$341,848	\$341,848	102.36%
826	R1387010080	2041	5/28/2021	\$341,000	\$332,871	\$332,871	102.44%
827	R5305700140	2041	3/11/2021	\$346,200	\$337,889	\$337,889	102.46%
828	R3046620440	2041	7/20/2021	\$336,800	\$328,703	\$328,703	102.46%
829	R9437690480	2041	8/16/2021	\$357,800	\$349,062	\$349,062	102.50%
830	R1035210050	20	2/5/2021	\$386,900	\$377,300	\$377,300	102.54%
831	R1080000090	1537	12/15/2020	\$404,100	\$393,599	\$393,599	102.67%
832	R2343180040	2041	9/22/2021	\$351,000	\$341,320	\$341,320	102.84%
833	R1342100245	2041	9/7/2021	\$337,500	\$328,156	\$328,156	102.85%
834	R6052960130	1537	11/18/2020	\$367,400	\$357,044	\$357,044	102.90%
835	R8048013610	2041	2/16/2021	\$390,400	\$378,656	\$378,656	103.10%
836	R7335540410	2041	6/16/2021	\$398,700	\$386,352	\$386,352	103.20%
837	R1035220380	20	5/1/2021	\$380,000	\$368,000	\$368,000	103.26%
838	R7476840010	26	9/9/2021	\$410,000	\$397,035	\$397,035	103.27%
839	R9462500118	2041	5/13/2021	\$356,800	\$345,462	\$345,462	103.28%
840	R7909010200	2041	2/5/2021	\$409,200	\$396,059	\$396,059	103.32%
841	R1342100415	2041	10/12/2020	\$381,800	\$369,497	\$369,497	103.33%
842	R7923260080	2041	8/30/2021	\$364,400	\$352,615	\$352,615	103.34%
843	R2940720050	26	8/19/2021	\$364,000	\$352,149	\$352,149	103.37%
844	R7824100700	15	2/19/2021	\$405,200	\$392,000	\$392,000	103.37%
845	R7705710110	2041	2/17/2021	\$393,600	\$380,702	\$380,702	103.39%
846	R5305700360	2041	2/17/2021	\$351,800	\$339,998	\$339,998	103.47%
847	R6793250310	2041	4/26/2021	\$372,600	\$359,897	\$359,897	103.53%
848	R1096170015	2041	8/31/2021	\$365,200	\$352,291	\$352,291	103.66%
849	R5305700160	2041	3/10/2021	\$346,300	\$333,502	\$333,502	103.84%
850	R1642120050	1537	12/30/2020	\$366,200	\$352,647	\$352,647	103.84%
851	R7100700030	2041	5/7/2021	\$408,400	\$392,797	\$392,797	103.97%
852	R4221310092	1537	9/1/2021	\$357,700	\$343,969	\$343,969	103.99%
853	R5305700120	2041	3/12/2021	\$346,300	\$332,890	\$332,890	104.03%
854	R1431970020	26	10/7/2020	\$388,500	\$373,362	\$373,362	104.05%
855	R5211710740	2041	7/27/2021	\$375,200	\$360,495	\$360,495	104.08%
856	R0389320030	1537	7/23/2021	\$336,900	\$323,649	\$323,649	104.09%
857	R0359670180	2041	7/16/2021	\$365,800	\$350,793	\$350,793	104.28%
858	R9322420130	2041	7/27/2021	\$349,300	\$334,864	\$334,864	104.31%
859	R9242740020	2041	8/6/2021	\$384,800	\$368,668	\$368,668	104.38%
860	R1317410300	2041	6/4/2021	\$365,300	\$349,835	\$349,835	104.42%
861	R7334180042	2041	7/30/2021	\$387,500	\$371,047	\$371,047	104.43%
862	R9235720060	2041	4/20/2021	\$364,100	\$348,316	\$348,316	104.53%
863	R8115150160	2041	9/24/2021	\$335,800	\$321,113	\$321,113	104.57%
864	R5130003142	2041	10/13/2020	\$383,600	\$366,657	\$366,657	104.62%
865	R7335520080	2041	8/20/2021	\$338,700	\$323,518	\$323,518	104.69%
866	R0773000050	2041	1/14/2021	\$393,300	\$375,489	\$375,489	104.74%
867	R5136830280	2041	8/4/2021	\$361,100	\$344,723	\$344,723	104.75%
868	R9534180140	2041	8/31/2021	\$402,600	\$384,318	\$384,318	104.76%
869	R2024250475	2041	9/10/2021	\$349,300	\$333,203	\$333,203	104.83%
870	R6284130315	2041	10/15/2020	\$363,200	\$345,920	\$345,920	105.00%
871	R1955000435	2041	1/12/2020	\$384,200	\$365,607	\$365,607	105.09%
872	R5211700410	2041	10/29/2020	\$334,400	\$318,167	\$318,167	105.10%
873	R4548530265	2041	1/7/2021	\$392,300	\$372,939	\$372,939	105.19%
874	R7340310040	2041	3/2/2021	\$379,100	\$360,284	\$360,284	105.22%
875	R5135350170	2041	7/21/2021	\$374,100	\$355,005	\$355,005	105.38%
876	R1954700390	2041	12/17/2020	\$369,000	\$349,787	\$349,787	105.49%
877	R1580700033	2041	9/9/2021	\$344,400	\$326,363	\$326,363	105.53%
878	R7704540185	2041	9/23/2021	\$401,400	\$380,202	\$380,202	105.58%
879	R7777800305	2041	12/24/2020	\$393,500	\$372,629	\$372,629	105.60%
880	R7899500020	2041	7/14/2021	\$367,600	\$348,091	\$348,091	105.60%
881	R8048240430	1537	3/15/2021	\$345,800	\$327,298	\$327,298	105.65%
882	R9351910120	2041	7/30/2021	\$357,500	\$338,036	\$338,036	105.76%
883	R5305700040	2041	3/31/2021	\$346,200	\$327,130	\$327,130	105.83%
884	R7073150070	2041	7/14/2021	\$372,500	\$351,438	\$351,438	105.99%
885	R3369390140	20	6/14/2021	\$410,000	\$386,100	\$386,100	106.19%
886	R6114500320	2041	7/27/2021	\$403,300	\$379,512	\$379,512	106.27%
887	R5611010140	26	10/30/2020	\$372,100	\$349,557	\$349,557	106.45%
888	R1077500190	2041	7/22/2021	\$336,200	\$315,640	\$315,640	106.51%
889	R5456500200	2041	7/7/2021	\$340,900	\$320,019	\$320,019	106.52%
890	R1516260005	2041	11/30/2020	\$356,700	\$334,696	\$334,696	106.57%
891	R1523280160	2041	9/20/2021	\$379,600	\$355,311	\$355,311	106.84%
892	R6107650100	2041	7/14/2021	\$394,600	\$368,173	\$368,173	107.18%
893	R6876120076	2041	8/6/2021	\$360,100	\$335,898	\$335,898	107.21%
894	R7909000430	2041	9/23/2021	\$392,300	\$365,308	\$365,308	107.39%
895	R8036370270	2041	2/26/2021	\$359,200	\$334,349	\$334,349	107.43%
896	R5136910080	2041	8/31/2021	\$382,900	\$356,295	\$356,295	107.47%
897	R7104000970	2041	2/16/2021	\$334,900	\$311,552	\$311,552	107.49%
898	R1525750390	2041	9/24/2021	\$397,800	\$370,063	\$370,063	107.50%

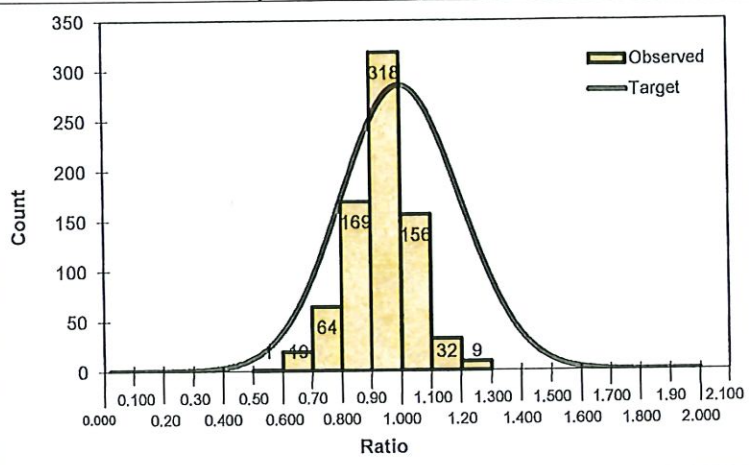
Boise Independent #1 - See Secondary Category(ies) Section below for details.

899	R8222870020	1537	4/16/2021	\$352,100	\$326,897	\$326,897	107.71%
900	R7780511042	2041	12/31/2020	\$345,700	\$320,294	\$320,294	107.93%
901	R7569500431	2041	9/10/2021	\$364,200	\$337,170	\$337,170	108.02%
902	R8123002020	2041	3/15/2021	\$363,100	\$335,714	\$335,714	108.16%
903	R1542500025	2041	7/7/2021	\$346,800	\$319,935	\$319,935	108.40%
904	R8860150070	2041	9/10/2021	\$396,300	\$364,937	\$364,937	108.59%
905	R2904320040	2041	12/31/2020	\$345,100	\$317,291	\$317,291	108.76%
906	S1007223188	2048	11/20/2020	\$345,600	\$316,998	\$316,998	109.02%
907	R7100700500	2041	9/24/2021	\$363,100	\$332,861	\$332,861	109.08%
908	R1440710011	2041	5/14/2021	\$376,900	\$345,145	\$345,145	109.20%
909	R3616360360	20	10/30/2020	\$400,000	\$365,700	\$365,700	109.38%
910	R2861870380	2041	7/30/2021	\$347,700	\$317,451	\$317,451	109.53%
911	R7909970290	2041	10/13/2020	\$365,000	\$333,103	\$333,103	109.58%
912	R2039180240	2041	12/24/2020	\$353,600	\$322,360	\$322,360	109.69%
913	R1523300245	2041	9/29/2021	\$411,200	\$374,214	\$374,214	109.88%
914	R0027000047	2041	10/8/2020	\$380,600	\$345,989	\$345,989	110.00%
915	R1955041230	2041	8/10/2021	\$395,400	\$359,154	\$359,154	110.09%
916	R7335540340	2041	9/9/2021	\$357,700	\$324,471	\$324,471	110.24%
917	R4901770132	2041	5/5/2021	\$405,600	\$365,768	\$365,768	110.89%
918	R6635500096	2041	7/2/2021	\$403,700	\$364,005	\$364,005	110.91%
919	R1523290075	2041	8/25/2021	\$370,500	\$333,306	\$333,306	111.16%
920	R1077500315	2041	3/25/2021	\$335,300	\$301,140	\$301,140	111.34%
921	R9294790281	2041	9/23/2021	\$410,900	\$368,287	\$368,287	111.57%
922	R5854000690	2041	1/27/2021	\$381,300	\$341,739	\$341,739	111.58%
923	R3856000360	2041	5/28/2021	\$372,400	\$331,998	\$331,998	112.17%
924	R3243000061	2041	7/28/2021	\$405,300	\$360,990	\$360,990	112.27%
925	R1625502050	2041	9/9/2021	\$365,900	\$325,568	\$325,568	112.39%
926	R1954700190	2041	9/29/2021	\$341,800	\$304,049	\$304,049	112.42%
927	R8275810070	2041	7/22/2021	\$350,200	\$311,487	\$311,487	112.43%
928	R6989270060	2041	2/26/2021	\$352,600	\$313,452	\$313,452	112.49%
929	R9323750565	2041	7/9/2021	\$379,700	\$336,244	\$336,244	112.92%
930	R1029270125	2041	8/27/2021	\$410,000	\$362,830	\$362,830	113.00%
931	S1020131370	2041	9/28/2021	\$410,100	\$362,853	\$362,853	113.02%
932	R1184000185	2041	7/29/2021	\$394,400	\$346,629	\$346,629	113.78%
933	R2861870360	2041	8/2/2021	\$351,200	\$308,355	\$308,355	113.89%
934	R8930000153	2041	7/14/2021	\$393,300	\$340,560	\$340,560	115.49%
935	R2861870320	2041	8/20/2021	\$360,100	\$311,386	\$311,386	115.64%
936	R2861870340	2041	8/20/2021	\$352,800	\$303,298	\$303,298	116.32%
937	R8123003642	2041	9/15/2021	\$397,400	\$339,573	\$339,573	117.03%
938	R1955000725	2041	8/23/2021	\$373,400	\$318,594	\$318,594	117.20%
939	R5793120190	2041	9/24/2021	\$355,700	\$301,533	\$301,533	117.96%
940	R6983000170	2041	10/23/2020	\$403,600	\$341,254	\$341,254	118.27%
941	R2861870240	2041	9/3/2021	\$340,900	\$287,445	\$287,445	118.60%
942	R2861870260	2041	9/3/2021	\$340,900	\$287,445	\$287,445	118.60%
943	R1955020168	2041	7/13/2021	\$405,300	\$339,575	\$339,575	119.35%
944	R8219500080	2041	8/19/2021	\$393,800	\$327,863	\$327,863	120.11%
945	R0310270210	2041	8/31/2021	\$349,000	\$288,238	\$288,238	121.08%
946	R1955011152	2041	8/2/2021	\$403,400	\$328,912	\$328,912	122.65%

Boise Independent #1 - See Secondary Category(ies) Section below for details.

Boise Independent #1	See Secondary Category(ies) Section below for details.	Combined Categories	TIME PERIOD STUDIED	
RATIO STUDY Not Official until 'FINAL' dated & initialed	Using 2021 Assessed Values	Assessment Date:	From:	To:
		01/01/2021	10/01/2020	09/30/2021
Sales Price is Time Adjusted	Time Adjustment Considered, but not Applied.			

SAMPLE STATISTICS	
Sample size (n)	768
Total Assessed Value	\$358,820,700
Total Adjusted Sales Price	\$389,194,218
Mean Assessed Value	\$467,214
Mean Adjusted Sales Price	\$506,763
Standard Deviation AV	\$34,518
Standard Deviation SP	\$75,966
Median Assessed Value	\$463,400
Median Sales Price	\$493,850
ASSESSMENT LEVEL	
Arithmetic Mean Ratio	93.61%
Median Ratio	94.28%
Weighted Mean Ratio	92.20%
Geometric Mean Ratio	92.93%
UNIFORMITY	
Lowest Ratio	59.93%
Highest Ratio	128.00%
Coefficient of Dispersion	8.95%
Standard Deviation	11.11%
Coefficient of Variation	11.87%
Price-Related Bias	-0.5389
Price-Related Differential	1.02
RELIABILITY	
90% Confidence Intervals:	Lower Upper
Around the Mean	92.95% 94.27%
Around the Median	93.73% 94.87%
Around the Weighted Mean	91.49% 92.90%
Around the COD	8.39% 9.50%
Around the PRB	-0.5840 -0.4937
Probability True Mean 90-110	Approx. 100%
80% Confidence Intervals:	Lower Upper
Around the Mean	93.10% 94.12%
Around the Median	93.93% 94.76%
Around the Weighted Mean	91.64% 92.75%



COMPLIANCE CHECKS:		
Level:	Compliance Met?	
90% Confidence Interval:	<input type="checkbox"/> YES	<input type="checkbox"/> NO
80% Confidence Interval:	<input type="checkbox"/> YES	<input type="checkbox"/> NO
Uniformity:	COD Standards met? N/A	
	COD: Excellent	
	COV: Very Good	
	PRD: No Observed Bias	
	PRB: Unacceptable Bias towards High Priced	
COMMENTS:		
Residential Value Group: 3		

NORMILITY Test Results:		0.52% of the originally available population has been trimmed.	
Chi Square Test	Non-Normal	Outliers Reviewed using Std. Score 3 Std Dev.	
Binomial Test	N/A	Below 0.5938 (1 sales) and Above 1.2805 (3 sales)	
i.e., Insufficient evidence of Non-Normality		Secondary Category(ies) with sales	
Mann-Whitney Test	-19.0519	Count	Category Description
Significance of Value Related Inequity - Strong		12	20 Unimproved Urban Res Lot/Acre
D'Agostino-Pearson	Normal	21	26 Res Condominiums
Shapiro-Wilk W	N/A	1	1234 Improved Rural Res Tract
Kurtosis (2.5 - 4) = 3.6	Acceptable	1	1248 Dec.Mfg. House on Rural Res Tract
Skew (-0.5 - 1) = -0.17	Acceptable	105	1537 Improved Rural Res Sub
COD Standard	Maximum	627	2041 Improved Urban Res
See Secondary Category(ies) Section	20.00%	1	2046 Mfg. House on Urban Res

PRELIMINARY
FINAL

Date	Analyst
3/28/2022	Jase Cundick

COV/COD	
Expected	125%
Observed	133%

May be a Non-Representative Sample
Price Related Bias Exists
PRB is SIGNIFICANT @ 90%

Boise Independent #1 - See Secondary Category(ies) Section below for details.

Boise Independent #1

Time Adjustment Review

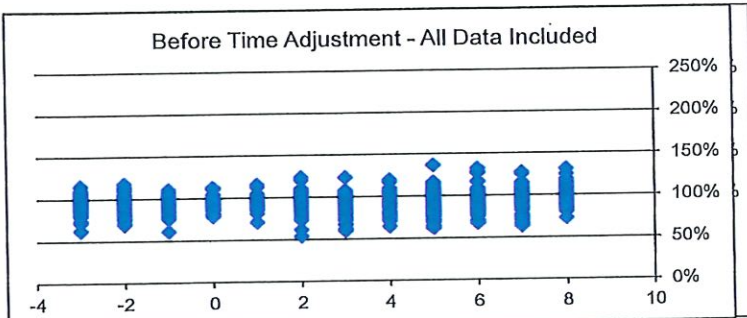
Time Adjustment APPLIED: 0.00%

<i>NONE</i> Time	Original	Residual		
Quarterly GeoMean	0.05%	0.05%		
Quarterly Averages	0.15%	0.15%		
Quarterly Medians	0.03%	0.03%		
Slope Results	0.00%	0.00%		
Sales Ratios (Before)	Counts	Average	Median	
1st 3 Mos.	216	94.41%	95.66%	
2nd 3 Mos.	142	93.96%	94.12%	
3rd 3 Mos.	214	90.63%	90.99%	
4th 3 Mos.	196	95.72%	95.93%	


Combined Categories		
Category	Sales Count	
20	12	Unimproved Urban Res Lot/Acre
26	21	Res Condominlums
1234	1	Improved Rural Res Tract
1248	1	Dec.Mfg. House on Rural Res Tract
1537	105	Improved Rural Res Sub
2041	627	Improved Urban Res
2046	1	Mfg. House on Urban Res

Time analysis was based on sales.

BEFORE



4 Influential data point(s) removed



Sales Ratios (After)	Counts	Average	Median
1st 3 Mos.	216	94.41%	95.66%
2nd 3 Mos.	142	93.96%	94.12%
3rd 3 Mos.	214	90.63%	90.99%
4th 3 Mos.	196	95.72%	95.93%

No Outliers Found

AFTER

Time Adjustment Considered,

Boise Independent #1 - See Secondary Category(ies) Section below for details.

Outlier Sales List	Parcel Number	Category	Sale Date	2021 Assessed		Adj. Sales Price	Adj. Ratio
				Value	Sale Price		
	1 R8770000020	2041	03/11/2021	430,100	797,793	797,793	53.911%
	2 R6635500202	2041	09/01/2021	502,900	383,965	383,965	130.976%
	3 R2039252715	2041	07/30/2021	517,600	391,661	391,661	132.155%
	4 S1126315171	1234	06/18/2021	469,000	342,794	342,794	136.817%

Boise Independent #1 - See Secondary Category(ies) Section below for details.

Active Sales List	Parcel Number	Category	2021 Assessed		Sale Price	Adj. Sales Price	Adj. Ratio	
			Sale Date	Value				
	1 R7475800210		26	4/9/2021	\$440,900	\$735,693	\$735,693	59.93%
	2 S1012212630		20	12/10/2020	\$480,000	\$785,400	\$785,400	61.12%
	3 S1006142200		2041	3/11/2021	\$427,000	\$693,610	\$693,610	61.56%
	4 R5481000200		2041	6/10/2021	\$438,200	\$707,911	\$707,911	61.90%
	5 R2077660555		2041	4/30/2021	\$501,900	\$806,798	\$806,798	62.21%
	6 R1431260211		2041	10/2/2020	\$509,500	\$815,285	\$815,285	62.49%
	7 R3641750090		2041	8/27/2021	\$456,800	\$719,231	\$719,231	63.48%
	8 S0225233110		1248	6/2/2021	\$488,400	\$760,965	\$760,965	64.18%
	9 R6905000190		2041	5/20/2021	\$423,800	\$660,092	\$660,092	64.20%
	10 R1317411180		2041	6/3/2021	\$425,600	\$660,345	\$660,345	64.45%
	11 R8266000200		2041	8/6/2021	\$517,000	\$798,782	\$798,782	64.72%
	12 R1624003230		2041	8/12/2021	\$430,900	\$651,808	\$651,808	66.11%
	13 R5538942520		2041	8/24/2021	\$430,500	\$643,856	\$643,856	66.86%
	14 S0633223377		2041	4/30/2021	\$489,500	\$731,497	\$731,497	66.92%
	15 R8043270460		1537	7/13/2021	\$436,200	\$649,083	\$649,083	67.20%
	16 R5159320060		2041	4/19/2021	\$475,600	\$705,421	\$705,421	67.42%
	17 R1171010250		1537	7/9/2021	\$425,400	\$630,374	\$630,374	67.48%
	18 R5159320040		2041	4/22/2021	\$475,600	\$698,965	\$698,965	68.04%
	19 R6120510250		2041	6/7/2021	\$506,200	\$735,835	\$735,835	68.79%
	20 R6042401020		1537	11/20/2020	\$457,500	\$659,876	\$659,876	69.33%
	21 R8951000005		2041	7/20/2021	\$523,300	\$744,782	\$744,782	70.26%
	22 R8123251978		2041	8/19/2021	\$510,600	\$725,345	\$725,345	70.39%
	23 R1582220150		2041	6/9/2021	\$463,900	\$656,629	\$656,629	70.65%
	24 R3610160802		1537	5/24/2021	\$499,800	\$706,777	\$706,777	70.72%
	25 R2336002540		2041	2/9/2021	\$446,300	\$627,124	\$627,124	71.17%
	26 R5159320200		2041	8/12/2021	\$450,500	\$631,276	\$631,276	71.36%
	27 R6876000930		2041	11/2/2020	\$510,200	\$713,250	\$713,250	71.53%
	28 R1625504265		2041	6/4/2021	\$435,100	\$607,654	\$607,654	71.60%
	29 R9227710065		2041	4/7/2021	\$483,300	\$672,955	\$672,955	71.82%
	30 R1525740580		2041	5/30/2021	\$461,200	\$640,975	\$640,975	71.95%
	31 R3719091500		1537	10/8/2020	\$432,400	\$600,075	\$600,075	72.06%
	32 R8226720030		2041	4/30/2021	\$516,500	\$715,810	\$715,810	72.16%
	33 R8043270180		1537	6/10/2021	\$458,000	\$634,530	\$634,530	72.18%
	34 R2336001655		2041	9/13/2021	\$481,500	\$664,572	\$664,572	72.45%
	35 R9227690020		2041	4/7/2021	\$514,400	\$709,579	\$709,579	72.49%
	36 R8043270470		1537	3/9/2021	\$463,000	\$634,706	\$634,706	72.95%
	37 R2329790100		2041	8/12/2021	\$521,900	\$712,915	\$712,915	73.21%
	38 R2329790080		2041	5/24/2021	\$513,600	\$701,428	\$701,428	73.22%
	39 R9227700110		2041	5/14/2021	\$520,000	\$707,990	\$707,990	73.45%
	40 R8510540060		2041	10/30/2020	\$452,100	\$611,380	\$611,380	73.95%
	41 R2734250200		2041	3/18/2021	\$465,800	\$629,480	\$629,480	74.00%
	42 R7476770170		2041	4/30/2021	\$500,900	\$672,332	\$672,332	74.50%
	43 R8112004985		2041	8/5/2021	\$487,800	\$651,831	\$651,831	74.84%
	44 R7997000160		2041	11/2/2020	\$423,700	\$565,317	\$565,317	74.95%
	45 R8511280760		26	6/10/2021	\$470,100	\$625,897	\$625,897	75.11%
	46 R5125810030		2041	6/23/2021	\$476,000	\$631,262	\$631,262	75.40%
	47 R7104001750		2041	7/15/2021	\$449,400	\$594,295	\$594,295	75.62%
	48 R1626000140		2041	8/12/2021	\$446,400	\$590,294	\$590,294	75.62%
	49 R2024302995		2041	5/5/2021	\$446,000	\$588,941	\$588,941	75.73%
	50 R7924000060		2041	6/2/2021	\$416,900	\$550,069	\$550,069	75.79%
	51 R1955081305		2041	12/17/2020	\$446,100	\$588,048	\$588,048	75.86%
	52 R7135690070		1537	4/16/2021	\$501,000	\$659,242	\$659,242	76.00%
	53 R2329790060		2041	6/7/2021	\$526,300	\$692,464	\$692,464	76.00%
	54 R5864320700		2041	4/15/2021	\$420,100	\$552,600	\$552,600	76.02%
	55 R7084390340		2041	5/6/2021	\$442,200	\$580,376	\$580,376	76.19%
	56 R3616500110		2041	3/16/2021	\$512,700	\$672,680	\$672,680	76.22%
	57 R0943250100		2041	12/15/2020	\$481,000	\$630,673	\$630,673	76.27%
	58 R7486000025		1537	11/25/2020	\$435,800	\$569,016	\$569,016	76.59%
	59 R1077520185		2041	3/3/2021	\$437,800	\$567,302	\$567,302	77.17%
	60 R6885580310		1537	3/26/2021	\$464,400	\$601,728	\$601,728	77.18%
	61 R2734250340		2041	8/13/2021	\$495,200	\$640,627	\$640,627	77.30%
	62 R2336001035		2041	12/11/2020	\$473,900	\$611,688	\$611,688	77.47%
	63 R9227690070		2041	5/10/2021	\$434,900	\$560,927	\$560,927	77.53%
	64 R2777500170		2041	11/30/2020	\$475,500	\$612,751	\$612,751	77.60%
	65 R1719730400		2041	3/2/2021	\$514,300	\$661,325	\$661,325	77.77%
	66 R0805840150		2041	3/18/2021	\$471,700	\$606,166	\$606,166	77.82%
	67 S1124212405		2041	6/10/2021	\$461,000	\$592,228	\$592,228	77.84%
	68 R1719730420		2041	3/4/2021	\$497,400	\$637,628	\$637,628	78.01%
	69 R2114100215		2041	6/10/2021	\$450,400	\$577,293	\$577,293	78.02%
	70 R7104001260		2041	7/22/2021	\$474,000	\$606,382	\$606,382	78.17%
	71 R3610151860		1537	12/18/2020	\$510,600	\$650,310	\$650,310	78.52%
	72 R8449870020		2041	1/20/2021	\$425,300	\$540,483	\$540,483	78.69%
	73 R2336002070		2041	7/28/2021	\$488,000	\$619,549	\$619,549	78.77%

3/28/2022 11:41 PM

Boise Independent #1 - See Secondary Category(ies) Section below for details.

74	R2734540131	2041	5/11/2021	\$454,500	\$576,829	\$576,829	78.79%
75	R8043000300	2041	1/25/2021	\$435,500	\$552,679	\$552,679	78.80%
76	R7406001045	2041	12/7/2020	\$427,900	\$542,313	\$542,313	78.90%
77	R8048570010	1537	12/11/2020	\$491,500	\$621,882	\$621,882	79.03%
78	R6042361200	1537	4/27/2021	\$481,200	\$606,769	\$606,769	79.31%
79	R8048011546	2041	6/17/2021	\$473,500	\$595,508	\$595,508	79.51%
80	R9227500845	2041	5/7/2021	\$500,800	\$629,722	\$629,722	79.53%
81	R1719730480	2041	4/5/2021	\$514,400	\$646,491	\$646,491	79.57%
82	R5864320720	2041	5/12/2021	\$465,900	\$584,279	\$584,279	79.74%
83	R7824160800	2041	6/15/2021	\$445,800	\$558,491	\$558,491	79.82%
84	S1124314900	2041	1/18/2021	\$483,500	\$605,470	\$605,470	79.86%
85	R3641750088	2041	10/27/2020	\$494,900	\$618,379	\$618,379	80.03%
86	R0852003261	2041	6/29/2021	\$489,100	\$610,825	\$610,825	80.07%
87	R1035160040	20	5/11/2021	\$457,100	\$570,400	\$570,400	80.14%
88	R6885580190	1537	6/30/2021	\$468,800	\$584,837	\$584,837	80.16%
89	R4671520320	2041	6/24/2021	\$420,400	\$524,148	\$524,148	80.21%
90	R2024351194	2041	11/30/2020	\$462,600	\$576,707	\$576,707	80.21%
91	R3260170160	2041	9/30/2021	\$440,200	\$548,344	\$548,344	80.28%
92	R9511380320	2041	3/2/2021	\$471,300	\$586,751	\$586,751	80.32%
93	R5457250150	2041	12/22/2020	\$447,100	\$555,076	\$555,076	80.55%
94	R1901000030	1537	3/2/2021	\$416,100	\$515,773	\$515,773	80.68%
95	R2336001105	2041	11/20/2020	\$503,200	\$623,603	\$623,603	80.69%
96	S1002234030	2041	12/16/2020	\$495,600	\$613,958	\$613,958	80.72%
97	R1626000145	2041	7/26/2021	\$464,800	\$575,171	\$575,171	80.81%
98	R3616251000	2041	9/3/2021	\$517,100	\$638,767	\$638,767	80.95%
99	R2847200430	1537	5/21/2021	\$498,300	\$615,520	\$615,520	80.96%
100	R8521440140	2041	6/7/2021	\$420,700	\$519,413	\$519,413	81.00%
101	R1526000020	2041	1/20/2021	\$476,200	\$587,063	\$587,063	81.12%
102	R1105000175	2041	4/30/2021	\$440,600	\$542,348	\$542,348	81.24%
103	R5864320740	2041	6/1/2021	\$481,500	\$591,922	\$591,922	81.35%
104	R8442250078	2041	10/15/2020	\$480,800	\$590,857	\$590,857	81.37%
105	R1719730140	2041	6/17/2021	\$467,200	\$573,678	\$573,678	81.44%
106	R1294540040	2041	4/29/2021	\$467,800	\$574,251	\$574,251	81.46%
107	R9227970140	2041	2/4/2021	\$526,100	\$645,519	\$645,519	81.50%
108	R6793720105	2041	6/4/2021	\$421,700	\$517,374	\$517,374	81.51%
109	R5315000330	2041	8/23/2021	\$418,500	\$512,171	\$512,171	81.71%
110	R1719730260	2041	4/29/2021	\$497,100	\$608,347	\$608,347	81.71%
111	R8220570050	2041	7/12/2021	\$469,900	\$574,233	\$574,233	81.83%
112	R5315050440	2041	11/10/2020	\$420,900	\$513,871	\$513,871	81.91%
113	R7599290100	2041	3/24/2021	\$524,200	\$639,932	\$639,932	81.92%
114	R7689000420	1537	8/20/2021	\$530,400	\$646,226	\$646,226	82.08%
115	R1277000350	1537	7/9/2021	\$467,700	\$567,412	\$567,412	82.43%
116	R3260210120	2041	3/25/2021	\$427,800	\$518,888	\$518,888	82.45%
117	R1719650400	2041	3/12/2021	\$494,800	\$600,139	\$600,139	82.45%
118	R9686570290	2041	6/10/2021	\$477,600	\$578,415	\$578,415	82.57%
119	R1578000025	2041	7/30/2021	\$439,200	\$531,751	\$531,751	82.59%
120	R0805850310	2041	7/12/2021	\$467,600	\$565,850	\$565,850	82.64%
121	R1719730280	2041	6/3/2021	\$513,000	\$620,377	\$620,377	82.69%
122	R6042401860	1537	5/10/2021	\$518,300	\$626,213	\$626,213	82.77%
123	R3260180120	2041	7/22/2021	\$440,600	\$531,604	\$531,604	82.77%
124	R6885740170	2041	4/8/2021	\$454,300	\$548,847	\$548,847	82.77%
125	R1376420490	2041	6/24/2021	\$424,700	\$513,069	\$513,069	82.78%
126	R3260200380	2041	9/23/2021	\$454,400	\$548,745	\$548,745	82.81%
127	R8904310050	2041	3/1/2021	\$432,000	\$520,983	\$520,983	82.92%
128	R3482220280	2041	4/23/2021	\$484,400	\$583,740	\$583,740	82.98%
129	R8048580210	1537	6/16/2021	\$482,300	\$580,559	\$580,559	83.08%
130	R9511770720	2041	3/25/2021	\$520,600	\$625,445	\$625,445	83.24%
131	R1525010400	2041	12/29/2020	\$423,400	\$508,399	\$508,399	83.28%
132	R1719730500	2041	3/29/2021	\$492,500	\$590,840	\$590,840	83.36%
133	R1580940050	2041	6/14/2021	\$430,900	\$516,084	\$516,084	83.49%
134	S0628346703	2041	4/7/2021	\$503,000	\$601,997	\$601,997	83.56%
135	R7335520400	2041	11/30/2020	\$419,300	\$501,529	\$501,529	83.60%
136	R1292651360	2041	10/16/2020	\$471,600	\$563,482	\$563,482	83.69%
137	R1719730440	2041	3/1/2021	\$497,200	\$592,026	\$592,026	83.98%
138	R5125550170	2041	7/7/2021	\$509,500	\$606,352	\$606,352	84.03%
139	R5864320260	2041	6/9/2021	\$439,300	\$522,780	\$522,780	84.03%
140	R6042350240	1537	3/8/2021	\$522,000	\$621,172	\$621,172	84.03%
141	R6885570260	1537	9/30/2021	\$467,000	\$553,017	\$553,017	84.45%
142	R8222530290	2041	10/16/2020	\$480,500	\$568,848	\$568,848	84.47%
143	R8266020050	2041	8/18/2021	\$444,900	\$526,683	\$526,683	84.47%
144	R6042400740	1537	10/27/2020	\$516,100	\$610,942	\$610,942	84.48%
145	R8220550010	2041	11/19/2020	\$519,500	\$613,773	\$613,773	84.64%
146	R5457430535	2041	4/15/2021	\$423,500	\$499,885	\$499,885	84.72%
147	R1294350200	2041	12/8/2020	\$428,800	\$506,035	\$506,035	84.74%
148	R1943000880	2041	7/16/2021	\$506,200	\$597,184	\$597,184	84.76%

3/28/2022 11:41 PM

Boise Independent #1 - See Secondary Category(ies) Section below for details.

149	R7824180290	2041	4/15/2021	\$501,300	\$590,773	\$590,773	84.85%
150	R4737640495	2041	2/25/2021	\$504,800	\$594,205	\$594,205	84.95%
151	R2847250110	1537	11/12/2020	\$436,500	\$513,556	\$513,556	85.00%
152	R3610300410	1537	11/10/2020	\$516,200	\$606,281	\$606,281	85.14%
153	R1719730520	2041	3/24/2021	\$494,000	\$579,463	\$579,463	85.25%
154	R1719730220	2041	3/25/2021	\$499,700	\$585,602	\$585,602	85.33%
155	R3616550145	2041	8/6/2021	\$525,600	\$614,366	\$614,366	85.55%
156	R3641750120	2041	1/15/2021	\$416,300	\$485,713	\$485,713	85.71%
157	R1719730080	2041	6/24/2021	\$497,800	\$579,376	\$579,376	85.92%
158	R6046000895	2041	12/11/2020	\$433,600	\$504,642	\$504,642	85.92%
159	R6042400880	1537	10/7/2020	\$526,200	\$611,990	\$611,990	85.98%
160	R0805860040	2041	6/7/2021	\$476,900	\$554,041	\$554,041	86.08%
161	R3610151120	1537	1/11/2021	\$456,400	\$530,108	\$530,108	86.10%
162	R7176140020	2041	1/20/2021	\$516,500	\$599,445	\$599,445	86.16%
163	R7824160870	2041	6/23/2021	\$455,800	\$528,895	\$528,895	86.18%
164	R2734250425	2041	2/4/2021	\$447,600	\$518,548	\$518,548	86.32%
165	R2105000145	2041	6/9/2021	\$432,800	\$501,178	\$501,178	86.36%
166	R2734540320	2041	5/7/2021	\$529,600	\$612,799	\$612,799	86.42%
167	R3610190760	1537	7/23/2021	\$523,600	\$605,804	\$605,804	86.43%
168	R3610310932	1537	8/26/2021	\$528,600	\$611,305	\$611,305	86.47%
169	R1277150185	1537	7/6/2021	\$488,700	\$564,763	\$564,763	86.53%
170	R5138910150	2041	5/21/2021	\$506,200	\$584,744	\$584,744	86.57%
171	R9234310140	2041	12/10/2020	\$433,000	\$499,902	\$499,902	86.62%
172	R0540720025	2041	9/20/2021	\$450,600	\$519,603	\$519,603	86.72%
173	R8226720280	2041	7/12/2021	\$528,600	\$608,603	\$608,603	86.85%
174	R1955010170	2041	4/23/2021	\$450,700	\$518,780	\$518,780	86.88%
175	R8048250050	1537	4/19/2021	\$471,600	\$542,423	\$542,423	86.94%
176	R8521440670	2041	6/30/2021	\$468,100	\$538,134	\$538,134	86.99%
177	R4621310190	2041	4/1/2021	\$416,700	\$478,736	\$478,736	87.04%
178	R0518000365	2041	3/24/2021	\$443,100	\$509,059	\$509,059	87.04%
179	R2336000945	2041	8/30/2021	\$513,000	\$589,027	\$589,027	87.09%
180	R3616550140	2041	9/21/2021	\$485,900	\$557,608	\$557,608	87.14%
181	R5125670250	2041	10/13/2020	\$459,600	\$527,368	\$527,368	87.15%
182	R6042361560	1537	9/13/2021	\$438,600	\$502,385	\$502,385	87.30%
183	R8112001225	2041	9/20/2021	\$487,700	\$558,121	\$558,121	87.38%
184	R9351140140	2041	5/28/2021	\$496,200	\$567,803	\$567,803	87.39%
185	R2847200570	1537	11/12/2020	\$477,900	\$546,536	\$546,536	87.44%
186	R3610310500	1537	6/28/2021	\$468,000	\$534,963	\$534,963	87.48%
187	R8084910035	2041	8/16/2021	\$453,800	\$518,722	\$518,722	87.48%
188	S1020141850	2041	8/30/2021	\$431,300	\$492,860	\$492,860	87.51%
189	R1719590100	2041	1/15/2021	\$518,600	\$592,333	\$592,333	87.55%
190	R9005690500	2041	7/2/2021	\$423,100	\$483,085	\$483,085	87.58%
191	R7396700070	2041	3/16/2021	\$459,900	\$525,064	\$525,064	87.59%
192	R6635330020	2041	7/27/2021	\$435,100	\$496,095	\$496,095	87.71%
193	R7284730190	2041	9/16/2021	\$497,900	\$567,395	\$567,395	87.75%
194	R5864321500	2041	1/21/2021	\$422,800	\$481,767	\$481,767	87.76%
195	R7334201162	2046	2/23/2021	\$460,200	\$523,862	\$523,862	87.85%
196	R3260170280	2041	6/22/2021	\$416,300	\$473,882	\$473,882	87.85%
197	R1719730320	2041	5/19/2021	\$503,500	\$572,605	\$572,605	87.93%
198	S0633223394	2041	5/21/2021	\$459,400	\$522,313	\$522,313	87.95%
199	R2039100585	2041	6/14/2021	\$416,300	\$473,077	\$473,077	88.00%
200	R0805870320	2041	5/28/2021	\$471,400	\$535,565	\$535,565	88.02%
201	R1719540050	2041	11/2/2020	\$476,700	\$541,014	\$541,014	88.11%
202	R3610310570	1537	6/18/2021	\$523,400	\$593,890	\$593,890	88.13%
203	R2858000510	2041	10/9/2020	\$441,400	\$500,143	\$500,143	88.25%
204	R6983120350	26	10/23/2020	\$480,000	\$543,874	\$543,874	88.26%
205	S1007212972	2041	5/26/2021	\$502,200	\$568,935	\$568,935	88.27%
206	R2336001210	2041	4/20/2021	\$420,200	\$475,881	\$475,881	88.30%
207	R1719730060	2041	6/3/2021	\$501,000	\$567,202	\$567,202	88.33%
208	R5713430460	2041	4/22/2021	\$458,700	\$519,257	\$519,257	88.34%
209	R5864321260	2041	12/3/2020	\$419,300	\$474,474	\$474,474	88.37%
210	R9511770700	2041	1/15/2021	\$494,700	\$559,740	\$559,740	88.38%
211	R2847230055	1537	10/15/2020	\$436,800	\$494,171	\$494,171	88.39%
212	R5864321200	2041	3/11/2021	\$427,100	\$483,181	\$483,181	88.39%
213	R8303420060	2041	6/11/2021	\$514,800	\$582,196	\$582,196	88.42%
214	R7824160790	2041	5/14/2021	\$485,500	\$548,692	\$548,692	88.48%
215	R4737640140	2041	2/25/2021	\$479,600	\$541,915	\$541,915	88.50%
216	R7100450230	2041	4/19/2021	\$436,400	\$493,071	\$493,071	88.51%
217	R2734251475	2041	11/2/2020	\$528,600	\$597,017	\$597,017	88.54%
218	R3260220080	2041	11/23/2020	\$424,100	\$478,853	\$478,853	88.57%
219	R6042350300	1537	4/22/2021	\$511,900	\$577,955	\$577,955	88.57%
220	R1077520015	2041	1/5/2021	\$423,600	\$478,240	\$478,240	88.57%
221	R1043880110	2041	4/22/2021	\$484,000	\$546,348	\$546,348	88.59%
222	R5713430180	2041	4/9/2021	\$477,800	\$539,204	\$539,204	88.61%
223	R1719680020	2041	10/22/2020	\$449,300	\$507,015	\$507,015	88.62%

3/28/2022 11:41 PM

Boise Independent #1 - See Secondary Category(ies) Section below for details.

224	R2887400310	2041	4/15/2021	\$422,900	\$477,163	\$477,163	88.63%
225	R4673000080	2041	12/18/2020	\$471,600	\$531,694	\$531,694	88.70%
226	R5680250120	2041	1/13/2021	\$504,500	\$568,696	\$568,696	88.71%
227	R5299300370	2041	7/7/2021	\$446,100	\$502,767	\$502,767	88.73%
228	R8079360060	2041	11/9/2020	\$485,300	\$546,470	\$546,470	88.81%
229	R8175590030	2041	12/10/2020	\$461,500	\$519,392	\$519,392	88.85%
230	R2039100570	2041	11/13/2020	\$492,900	\$554,403	\$554,403	88.91%
231	R1582280330	2041	7/16/2021	\$427,000	\$480,253	\$480,253	88.91%
232	R3719270090	1537	12/7/2020	\$527,700	\$593,475	\$593,475	88.92%
233	R4737740130	2041	3/11/2021	\$453,200	\$509,649	\$509,649	88.92%
234	R4219200475	2041	11/13/2020	\$490,300	\$551,265	\$551,265	88.94%
235	R4432930230	2041	9/2/2021	\$497,800	\$559,435	\$559,435	88.98%
236	R1073760050	1537	6/28/2021	\$415,700	\$467,031	\$467,031	89.01%
237	R6120030230	2041	10/5/2020	\$508,500	\$571,265	\$571,265	89.01%
238	R7406001190	2041	8/18/2021	\$524,400	\$589,075	\$589,075	89.02%
239	R3610190800	1537	5/14/2021	\$512,900	\$575,242	\$575,242	89.16%
240	R7879240050	2041	5/7/2021	\$452,600	\$506,806	\$506,806	89.30%
241	R7909980340	2041	10/5/2020	\$440,900	\$493,528	\$493,528	89.34%
242	R5286170123	2041	3/31/2021	\$420,200	\$469,961	\$469,961	89.41%
243	R1640780200	26	2/2/2021	\$526,200	\$588,445	\$588,445	89.42%
244	R8048230120	1537	7/7/2021	\$436,900	\$488,451	\$488,451	89.45%
245	R3192680240	2041	1/22/2021	\$429,200	\$479,657	\$479,657	89.48%
246	R8510560110	2041	6/7/2021	\$433,800	\$484,786	\$484,786	89.48%
247	R8048230370	1537	5/25/2021	\$439,400	\$490,610	\$490,610	89.56%
248	R8583760460	2041	5/21/2021	\$425,300	\$474,830	\$474,830	89.57%
249	R7997040160	2041	1/5/2021	\$495,900	\$552,964	\$552,964	89.68%
250	R3046500891	2041	11/17/2020	\$491,000	\$547,158	\$547,158	89.74%
251	R8813680120	2041	12/18/2020	\$454,600	\$506,462	\$506,462	89.76%
252	R5741280060	2041	9/28/2021	\$433,700	\$483,024	\$483,024	89.79%
253	R3239040211	2041	3/5/2021	\$479,700	\$533,228	\$533,228	89.96%
254	R0805870190	2041	3/16/2021	\$471,000	\$523,196	\$523,196	90.02%
255	R3616570060	2041	2/5/2021	\$501,400	\$556,806	\$556,806	90.05%
256	R1719670100	2041	5/14/2021	\$522,200	\$579,667	\$579,667	90.09%
257	R1808500390	2041	4/19/2021	\$514,000	\$570,495	\$570,495	90.10%
258	R4737720150	2041	11/24/2020	\$477,700	\$530,189	\$530,189	90.10%
259	R1077500055	2041	6/30/2021	\$446,800	\$495,840	\$495,840	90.11%
260	R5350500510	2041	9/20/2021	\$457,100	\$507,025	\$507,025	90.15%
261	R8222590230	2041	9/2/2021	\$516,000	\$571,422	\$571,422	90.30%
262	R8123002815	2041	6/3/2021	\$508,200	\$562,108	\$562,108	90.41%
263	R6885580220	1537	10/16/2020	\$436,800	\$482,985	\$482,985	90.44%
264	R1890000190	2041	7/9/2021	\$456,200	\$504,366	\$504,366	90.45%
265	R3482150925	2041	4/16/2021	\$513,500	\$567,529	\$567,529	90.48%
266	R7824160150	2041	7/19/2021	\$478,600	\$528,906	\$528,906	90.49%
267	S0628336020	2041	5/10/2021	\$442,500	\$488,535	\$488,535	90.58%
268	R9511380530	2041	11/24/2020	\$441,000	\$486,697	\$486,697	90.61%
269	R6933360070	2041	10/6/2020	\$427,000	\$471,194	\$471,194	90.62%
270	R4619000090	2041	7/16/2021	\$462,200	\$509,485	\$509,485	90.72%
271	R3856001250	2041	3/29/2021	\$494,200	\$544,680	\$544,680	90.73%
272	R0518000315	2041	1/27/2021	\$434,100	\$478,337	\$478,337	90.75%
273	R1719760100	2041	9/30/2021	\$511,700	\$563,766	\$563,766	90.76%
274	R1294350270	2041	5/28/2021	\$444,000	\$489,172	\$489,172	90.77%
275	R8792610390	1537	6/8/2021	\$444,100	\$488,665	\$488,665	90.88%
276	R6983120280	26	10/2/2020	\$474,300	\$521,852	\$521,852	90.89%
277	R7475860260	2041	6/1/2021	\$522,400	\$574,512	\$574,512	90.93%
278	R6905000035	2041	8/25/2021	\$463,400	\$509,620	\$509,620	90.93%
279	S0620346600	2041	10/22/2020	\$462,400	\$507,975	\$507,975	91.03%
280	R5125540080	2041	11/3/2020	\$437,400	\$480,342	\$480,342	91.06%
281	R9242770380	2041	6/9/2021	\$424,900	\$466,614	\$466,614	91.06%
282	R4219200420	2041	3/31/2021	\$415,400	\$456,139	\$456,139	91.07%
283	R3053000020	2041	7/28/2021	\$511,700	\$561,724	\$561,724	91.09%
284	R8954950100	2041	5/28/2021	\$425,800	\$467,418	\$467,418	91.10%
285	R3260180010	2041	9/24/2021	\$477,000	\$523,438	\$523,438	91.13%
286	R0356001442	2041	12/21/2020	\$506,700	\$555,586	\$555,586	91.20%
287	R2114100197	2041	2/22/2021	\$488,400	\$535,307	\$535,307	91.24%
288	R3610151250	1537	9/2/2021	\$514,200	\$563,431	\$563,431	91.26%
289	R1719550030	2041	4/14/2021	\$485,900	\$532,184	\$532,184	91.30%
290	R9686570370	2041	7/6/2021	\$515,800	\$564,763	\$564,763	91.33%
291	R1375610270	2041	10/16/2020	\$455,900	\$499,084	\$499,084	91.35%
292	R8161180410	2041	10/19/2020	\$518,300	\$567,283	\$567,283	91.37%
293	R5864321560	2041	7/20/2021	\$417,300	\$456,689	\$456,689	91.38%
294	R5771000060	1537	4/1/2021	\$450,200	\$492,546	\$492,546	91.40%
295	R2024303490	2041	4/23/2021	\$418,300	\$457,429	\$457,429	91.45%
296	R1719730120	2041	7/20/2021	\$498,800	\$544,897	\$544,897	91.54%
297	R1525721470	2041	5/28/2021	\$419,900	\$458,681	\$458,681	91.55%
298	R1071170060	2041	9/17/2021	\$472,800	\$516,307	\$516,307	91.57%

Boise Independent #1 - See Secondary Category(ies) Section below for details.

299	R2738510270	2041	9/30/2021	\$510,000	\$556,911	\$556,911	91.58%
300	R2847280310	1537	6/14/2021	\$429,400	\$468,776	\$468,776	91.60%
301	R0539180070	2041	2/1/2021	\$485,300	\$529,698	\$529,698	91.62%
302	R3161000226	2041	6/8/2021	\$491,300	\$536,234	\$536,234	91.62%
303	R2759120030	2041	5/21/2021	\$469,100	\$511,761	\$511,761	91.66%
304	R9616430140	2041	3/12/2021	\$455,900	\$496,990	\$496,990	91.73%
305	R1943002810	2041	10/14/2020	\$427,300	\$465,593	\$465,593	91.78%
306	R8521450400	2041	10/23/2020	\$474,900	\$517,213	\$517,213	91.82%
307	R7824180450	2041	6/28/2021	\$482,800	\$525,707	\$525,707	91.84%
308	R7476290160	2041	6/18/2021	\$421,100	\$458,487	\$458,487	91.85%
309	R3482151085	2041	6/23/2021	\$511,800	\$557,046	\$557,046	91.88%
310	R1719550210	2041	12/31/2020	\$478,300	\$520,478	\$520,478	91.90%
311	R5864321460	2041	12/24/2020	\$416,400	\$453,118	\$453,118	91.90%
312	R2887400480	2041	6/14/2021	\$454,500	\$494,494	\$494,494	91.91%
313	R9227710010	2041	3/11/2021	\$474,500	\$516,219	\$516,219	91.92%
314	R9380730240	26	4/5/2021	\$518,600	\$564,121	\$564,121	91.93%
315	R1280530480	2041	3/8/2021	\$428,400	\$465,879	\$465,879	91.96%
316	R5864321400	2041	12/10/2020	\$421,300	\$458,065	\$458,065	91.97%
317	R2887400260	2041	10/8/2020	\$422,900	\$459,506	\$459,506	92.03%
318	R8048570090	1537	9/17/2021	\$476,600	\$517,095	\$517,095	92.17%
319	R5864321520	2041	2/4/2021	\$418,800	\$454,384	\$454,384	92.17%
320	R1376440070	2041	5/14/2021	\$432,700	\$469,043	\$469,043	92.25%
321	R5125670350	2041	7/16/2021	\$443,300	\$480,253	\$480,253	92.31%
322	R5481000110	2041	9/14/2021	\$461,000	\$499,384	\$499,384	92.31%
323	R8521440900	2041	1/26/2021	\$428,600	\$464,215	\$464,215	92.33%
324	S2007120700	1234	9/3/2021	\$431,400	\$467,098	\$467,098	92.36%
325	R8222610162	2041	4/16/2021	\$495,100	\$535,747	\$535,747	92.41%
326	R8226720180	2041	11/17/2020	\$530,200	\$573,445	\$573,445	92.46%
327	R1719590080	2041	1/13/2021	\$512,100	\$553,860	\$553,860	92.46%
328	R6026040006	2041	7/9/2021	\$524,700	\$567,412	\$567,412	92.47%
329	R4671530350	2041	8/9/2021	\$457,200	\$494,290	\$494,290	92.50%
330	R3610160832	1537	4/14/2021	\$425,200	\$459,407	\$459,407	92.55%
331	R1073250130	2041	4/27/2021	\$478,400	\$516,877	\$516,877	92.56%
332	R3219260055	2041	4/19/2021	\$523,900	\$565,967	\$565,967	92.57%
333	R4758200090	2041	3/4/2021	\$460,600	\$495,933	\$495,933	92.88%
334	R5125810470	2041	9/10/2021	\$516,000	\$555,338	\$555,338	92.92%
335	R3482150605	2041	6/24/2021	\$514,800	\$553,978	\$553,978	92.93%
336	R2858000750	2041	10/7/2020	\$448,300	\$481,583	\$481,583	93.09%
337	R1719590160	2041	12/1/2020	\$526,900	\$565,888	\$565,888	93.11%
338	R5864321580	2041	7/30/2021	\$426,400	\$457,872	\$457,872	93.13%
339	R1719540250	2041	7/30/2021	\$512,400	\$549,974	\$549,974	93.17%
340	R7626380100	2041	12/7/2020	\$423,400	\$454,252	\$454,252	93.21%
341	R6905710440	26	10/16/2020	\$430,300	\$461,519	\$461,519	93.24%
342	R1805370360	2041	3/17/2021	\$416,600	\$446,642	\$446,642	93.27%
343	R1625504060	2041	6/8/2021	\$460,100	\$492,989	\$492,989	93.33%
344	R6669270041	2041	5/12/2021	\$476,800	\$510,690	\$510,690	93.36%
345	R8048250030	1537	8/3/2021	\$479,400	\$513,453	\$513,453	93.37%
346	R8583760470	2041	5/19/2021	\$425,300	\$455,442	\$455,442	93.38%
347	R1431970610	26	11/25/2020	\$473,400	\$506,942	\$506,942	93.38%
348	R1526200155	2041	6/24/2021	\$452,900	\$484,944	\$484,944	93.39%
349	R1719730040	2041	9/15/2021	\$501,500	\$536,841	\$536,841	93.42%
350	R6042400920	1537	10/5/2020	\$526,700	\$563,784	\$563,784	93.42%
351	R3260220200	2041	11/30/2020	\$452,200	\$484,022	\$484,022	93.43%
352	R1719590120	2041	1/19/2021	\$527,700	\$564,586	\$564,586	93.47%
353	R3260930010	2041	2/16/2021	\$457,200	\$488,897	\$488,897	93.52%
354	R3610310150	1537	7/16/2021	\$433,600	\$463,548	\$463,548	93.54%
355	R5864320840	2041	8/12/2021	\$416,100	\$444,614	\$444,614	93.59%
356	R2847240185	1537	11/13/2020	\$433,900	\$463,397	\$463,397	93.63%
357	R9025660250	2041	8/31/2021	\$524,900	\$560,463	\$560,463	93.65%
358	R7789020443	2041	1/12/2021	\$468,300	\$499,923	\$499,923	93.67%
359	R1624002015	2041	5/27/2021	\$471,100	\$502,827	\$502,827	93.69%
360	R5357170040	2041	2/22/2021	\$489,100	\$522,033	\$522,033	93.69%
361	R2597530060	2041	3/17/2021	\$441,800	\$471,377	\$471,377	93.73%
362	R6042401660	1537	10/28/2020	\$477,600	\$509,429	\$509,429	93.75%
363	R1717670190	2041	4/9/2021	\$429,700	\$458,323	\$458,323	93.75%
364	R1719540090	2041	10/2/2020	\$474,200	\$505,544	\$505,544	93.80%
365	R1079800080	2041	12/9/2020	\$481,700	\$513,230	\$513,230	93.86%
366	R2734251165	2041	10/16/2020	\$472,800	\$503,377	\$503,377	93.93%
367	R3369410400	20	3/15/2021	\$450,000	\$479,040	\$479,040	93.94%
368	R2322810210	2041	7/13/2021	\$523,300	\$556,955	\$556,955	93.96%
369	R0805870350	2041	8/20/2021	\$471,400	\$501,371	\$501,371	94.02%
370	R7909000420	2041	9/3/2021	\$461,700	\$491,052	\$491,052	94.02%
371	R3610291250	1537	10/5/2020	\$433,300	\$460,785	\$460,785	94.04%
372	R5864320320	2041	1/14/2021	\$441,400	\$469,361	\$469,361	94.04%
373	R8043270500	1537	9/14/2021	\$520,500	\$553,301	\$553,301	94.07%

Boise Independent #1 - See Secondary Category(ies) Section below for details.

374	R1955000261	2041	6/10/2021	\$446,700	\$474,818	\$474,818	94.08%
375	R0805860121	2041	2/25/2021	\$469,600	\$499,133	\$499,133	94.08%
376	R1719540350	2041	9/20/2021	\$473,400	\$503,095	\$503,095	94.10%
377	R5171760110	2041	12/4/2020	\$453,800	\$482,246	\$482,246	94.10%
378	R9437520860	2041	5/20/2021	\$496,200	\$527,193	\$527,193	94.12%
379	R2887400130	2041	4/2/2021	\$454,600	\$482,895	\$482,895	94.14%
380	R7626380060	2041	1/29/2021	\$440,000	\$467,314	\$467,314	94.16%
381	R3386000210	2041	1/5/2021	\$516,000	\$547,983	\$547,983	94.16%
382	R6042400500	1537	11/18/2020	\$502,700	\$533,345	\$533,345	94.25%
383	R0805870310	2041	12/21/2020	\$471,400	\$500,027	\$500,027	94.27%
384	R2039100690	2041	1/7/2021	\$426,600	\$452,499	\$452,499	94.28%
385	R7070200020	2041	8/10/2021	\$454,800	\$482,409	\$482,409	94.28%
386	R1342000550	2041	10/27/2020	\$444,800	\$471,753	\$471,753	94.29%
387	R8528850240	2041	10/23/2020	\$422,300	\$447,789	\$447,789	94.31%
388	R1608460395	2041	8/31/2021	\$506,700	\$536,444	\$536,444	94.46%
389	R3369410200	20	10/28/2020	\$500,000	\$528,940	\$528,940	94.53%
390	R6985790070	2041	10/8/2020	\$439,500	\$464,923	\$464,923	94.53%
391	R2024320310	2041	12/18/2020	\$416,600	\$440,631	\$440,631	94.55%
392	R3369410100	20	10/6/2020	\$450,000	\$475,940	\$475,940	94.55%
393	R1073250040	2041	10/8/2020	\$472,200	\$499,414	\$499,414	94.55%
394	R6049670032	2041	4/30/2021	\$514,400	\$543,872	\$543,872	94.58%
395	R7383420410	2041	4/6/2021	\$459,400	\$485,706	\$485,706	94.58%
396	R3193360020	2041	2/2/2021	\$431,800	\$456,384	\$456,384	94.61%
397	R0416210160	26	2/5/2021	\$510,500	\$539,376	\$539,376	94.65%
398	R1719730680	2041	9/15/2021	\$491,800	\$519,468	\$519,468	94.67%
399	R6876000705	2041	8/9/2021	\$441,000	\$465,613	\$465,613	94.71%
400	R2336001650	2041	3/18/2021	\$530,000	\$559,538	\$559,538	94.72%
401	R6901730110	2041	5/17/2021	\$447,300	\$472,165	\$472,165	94.73%
402	R5350500900	2041	11/20/2020	\$526,800	\$556,046	\$556,046	94.74%
403	R8583760480	2041	6/4/2021	\$425,300	\$448,796	\$448,796	94.76%
404	R2858000435	2041	6/3/2021	\$436,400	\$460,504	\$460,504	94.77%
405	R9235720070	2041	6/15/2021	\$428,400	\$452,018	\$452,018	94.77%
406	R3610310340	1537	3/24/2021	\$517,900	\$546,260	\$546,260	94.81%
407	R5710500300	2041	11/3/2020	\$517,100	\$545,373	\$545,373	94.82%
408	R8583760330	2041	3/5/2021	\$425,300	\$448,289	\$448,289	94.87%
409	R8528850060	2041	10/30/2020	\$422,300	\$444,919	\$444,919	94.92%
410	S0628336116	2041	10/15/2020	\$418,300	\$440,457	\$440,457	94.97%
411	R6042361800	1537	11/17/2020	\$470,100	\$494,944	\$494,944	94.98%
412	R5481000340	2041	7/27/2021	\$472,300	\$496,921	\$496,921	95.05%
413	R3856001450	2041	5/27/2021	\$502,000	\$528,089	\$528,089	95.06%
414	R4221310132	1537	11/25/2020	\$418,100	\$439,694	\$439,694	95.09%
415	R8813680100	2041	10/27/2020	\$450,200	\$472,816	\$472,816	95.22%
416	R6905710450	26	2/11/2021	\$431,000	\$452,627	\$452,627	95.22%
417	R8521440850	2041	12/3/2020	\$416,700	\$437,604	\$437,604	95.22%
418	R3260200400	2041	9/24/2021	\$430,400	\$451,908	\$451,908	95.24%
419	R5130002645	2041	11/9/2020	\$460,000	\$482,951	\$482,951	95.25%
420	R4303000260	2041	6/25/2021	\$478,700	\$502,380	\$502,380	95.29%
421	R1805370220	2041	8/12/2021	\$415,400	\$435,897	\$435,897	95.30%
422	R9024900070	1537	3/24/2021	\$510,000	\$535,131	\$535,131	95.30%
423	R2734541420	2041	2/8/2021	\$506,300	\$531,131	\$531,131	95.32%
424	R5455010007	2041	10/6/2020	\$457,500	\$479,860	\$479,860	95.34%
425	R1719550200	2041	12/3/2020	\$484,900	\$508,365	\$508,365	95.38%
426	R6042400360	1537	1/6/2021	\$506,100	\$530,557	\$530,557	95.39%
427	R0310290210	2041	1/20/2021	\$468,700	\$491,348	\$491,348	95.39%
428	R2330270130	2041	4/29/2021	\$431,400	\$452,222	\$452,222	95.40%
429	R8048230330	1537	4/19/2021	\$497,000	\$520,690	\$520,690	95.45%
430	R8103700280	2041	11/24/2020	\$494,400	\$517,763	\$517,763	95.49%
431	R8528850100	2041	11/13/2020	\$422,300	\$442,162	\$442,162	95.51%
432	R1580700585	2041	11/2/2020	\$504,800	\$528,334	\$528,334	95.55%
433	R1607470050	2041	6/24/2021	\$427,700	\$447,444	\$447,444	95.59%
434	R5457430085	2041	6/7/2021	\$525,400	\$549,626	\$549,626	95.59%
435	R6905710320	26	2/26/2021	\$431,300	\$451,181	\$451,181	95.59%
436	R2847200090	1537	6/29/2021	\$513,400	\$537,017	\$537,017	95.60%
437	R5864321620	2041	7/30/2021	\$428,000	\$447,565	\$447,565	95.63%
438	R7104000760	2041	6/21/2021	\$417,000	\$435,859	\$435,859	95.67%
439	R8521450120	2041	1/5/2021	\$453,000	\$473,258	\$473,258	95.72%
440	R4219200265	2041	2/17/2021	\$481,400	\$502,814	\$502,814	95.74%
441	R2919000752	2041	1/13/2021	\$473,500	\$494,419	\$494,419	95.77%
442	R5456500615	2041	11/25/2020	\$445,800	\$465,455	\$465,455	95.78%
443	R1719660600	2041	10/8/2020	\$481,800	\$502,657	\$502,657	95.85%
444	R7686170130	2041	9/10/2021	\$462,200	\$481,954	\$481,954	95.90%
445	R6042370960	1537	9/29/2021	\$527,200	\$549,627	\$549,627	95.92%
446	R1440800120	2041	7/6/2021	\$416,400	\$434,109	\$434,109	95.92%
447	R0845000010	2041	8/25/2021	\$463,400	\$482,972	\$482,972	95.95%
448	R8048250180	1537	7/16/2021	\$420,900	\$438,491	\$438,491	95.99%

3/28/2022 11:41 PM

Boise Independent #1 - See Secondary Category(ies) Section below for details.

449	R9322750260	2041	7/30/2021	\$439,400	\$457,624	\$457,624	96.02%
450	R3369410300	20	12/15/2020	\$450,000	\$468,180	\$468,180	96.12%
451	R8954270270	2041	7/30/2021	\$435,900	\$453,502	\$453,502	96.12%
452	R3616360380	20	11/30/2020	\$450,000	\$468,000	\$468,000	96.15%
453	R2330270260	2041	12/4/2020	\$483,500	\$502,768	\$502,768	96.17%
454	R5125690040	2041	9/30/2021	\$494,400	\$514,072	\$514,072	96.17%
455	R3482150075	2041	6/24/2021	\$512,400	\$532,671	\$532,671	96.19%
456	R4895012310	2041	7/13/2021	\$436,800	\$453,940	\$453,940	96.22%
457	R3616360400	20	11/23/2020	\$438,000	\$455,000	\$455,000	96.26%
458	R2847300130	1537	7/28/2021	\$497,200	\$516,291	\$516,291	96.30%
459	R2847280235	1537	5/28/2021	\$454,500	\$471,786	\$471,786	96.34%
460	R0805870300	2041	9/21/2021	\$471,000	\$488,889	\$488,889	96.34%
461	R7100120110	2041	3/12/2021	\$451,800	\$468,859	\$468,859	96.36%
462	R4548530102	2041	4/28/2021	\$519,400	\$538,855	\$538,855	96.39%
463	R1719730620	2041	9/21/2021	\$495,800	\$514,256	\$514,256	96.41%
464	R9511770860	2041	7/29/2021	\$493,400	\$511,690	\$511,690	96.43%
465	R9511770740	2041	12/4/2020	\$529,100	\$548,461	\$548,461	96.47%
466	R2107100040	2041	11/18/2020	\$446,900	\$463,070	\$463,070	96.51%
467	R5864320200	2041	4/6/2021	\$485,800	\$503,118	\$503,118	96.56%
468	R2847100060	1537	8/9/2021	\$504,100	\$522,068	\$522,068	96.56%
469	R8521450110	2041	5/14/2021	\$452,900	\$469,043	\$469,043	96.56%
470	R0805850180	2041	11/20/2020	\$470,700	\$487,449	\$487,449	96.56%
471	R2039100145	2041	11/5/2020	\$463,000	\$479,460	\$479,460	96.57%
472	R8048190340	1537	4/15/2021	\$465,200	\$481,707	\$481,707	96.57%
473	R5864321660	2041	8/17/2021	\$427,700	\$442,658	\$442,658	96.62%
474	R1564620070	2041	10/9/2020	\$451,700	\$467,197	\$467,197	96.68%
475	R7335500385	2041	9/17/2021	\$442,100	\$457,188	\$457,188	96.70%
476	R8511280870	26	11/20/2020	\$492,600	\$509,276	\$509,276	96.73%
477	R7626380140	2041	2/16/2021	\$440,000	\$454,857	\$454,857	96.73%
478	R4688000320	2041	12/30/2020	\$416,900	\$430,791	\$430,791	96.78%
479	R1719650200	2041	11/3/2020	\$479,200	\$495,122	\$495,122	96.78%
480	R0805870530	2041	9/13/2021	\$471,000	\$486,482	\$486,482	96.82%
481	R9033720050	2041	12/23/2020	\$416,900	\$430,545	\$430,545	96.83%
482	R4737640410	2041	11/24/2020	\$461,300	\$476,342	\$476,342	96.84%
483	R4221301090	1537	6/1/2021	\$443,100	\$456,999	\$456,999	96.96%
484	R6042401280	1537	10/7/2020	\$513,700	\$529,742	\$529,742	96.97%
485	R7626380200	2041	1/22/2021	\$464,200	\$478,666	\$478,666	96.98%
486	R8843000181	2041	11/12/2020	\$477,500	\$492,092	\$492,092	97.03%
487	R8048190110	1537	8/12/2021	\$511,800	\$527,393	\$527,393	97.04%
488	R6901150260	2041	3/31/2021	\$514,500	\$529,858	\$529,858	97.10%
489	R1023290360	2041	9/10/2021	\$514,300	\$529,555	\$529,555	97.12%
490	R1073760420	1537	11/30/2020	\$420,200	\$432,530	\$432,530	97.15%
491	R1624002895	2041	2/5/2021	\$503,400	\$518,072	\$518,072	97.17%
492	R8528850120	2041	11/12/2020	\$422,300	\$434,507	\$434,507	97.19%
493	R9178410040	2041	8/9/2021	\$416,300	\$428,112	\$428,112	97.24%
494	R4833340110	2041	7/7/2021	\$483,200	\$496,872	\$496,872	97.25%
495	R5315000165	2041	10/9/2020	\$499,000	\$513,106	\$513,106	97.25%
496	R7598000046	2041	10/30/2020	\$422,500	\$434,429	\$434,429	97.25%
497	R5864320860	2041	9/30/2021	\$416,700	\$428,393	\$428,393	97.27%
498	R1117000025	2041	3/2/2021	\$428,100	\$440,063	\$440,063	97.28%
499	R8377000085	2041	11/23/2020	\$423,500	\$435,321	\$435,321	97.28%
500	R9352170070	2041	10/9/2020	\$430,900	\$442,892	\$442,892	97.29%
501	R9538020020	2041	12/16/2020	\$459,500	\$471,885	\$471,885	97.38%
502	R8813680060	2041	11/10/2020	\$452,600	\$464,676	\$464,676	97.40%
503	R6905710120	26	6/18/2021	\$430,300	\$441,347	\$441,347	97.50%
504	R6885620400	1537	10/23/2020	\$490,600	\$503,030	\$503,030	97.53%
505	R1740510070	2041	10/1/2020	\$456,200	\$466,834	\$466,834	97.72%
506	R2764690100	2041	9/9/2021	\$512,300	\$524,086	\$524,086	97.75%
507	R6284120200	2041	4/19/2021	\$433,300	\$442,813	\$442,813	97.85%
508	R0594930150	1537	12/29/2020	\$431,800	\$441,214	\$441,214	97.87%
509	R4737640040	2041	4/12/2021	\$468,400	\$478,479	\$478,479	97.89%
510	R1719550040	2041	9/9/2021	\$478,100	\$488,273	\$488,273	97.92%
511	R9441000568	2041	11/12/2020	\$476,900	\$486,857	\$486,857	97.95%
512	R7626380240	2041	12/7/2020	\$448,200	\$457,458	\$457,458	97.98%
513	R5864320340	2041	1/11/2021	\$444,300	\$453,019	\$453,019	98.08%
514	R4303250010	2041	11/30/2020	\$441,700	\$450,037	\$450,037	98.15%
515	R7600140275	2041	12/2/2020	\$514,600	\$524,251	\$524,251	98.16%
516	R1955010873	2041	12/8/2020	\$421,500	\$429,363	\$429,363	98.17%
517	R9323500490	2041	10/15/2020	\$485,200	\$494,171	\$494,171	98.18%
518	R3369410800	20	12/7/2020	\$500,000	\$508,980	\$508,980	98.24%
519	R8059180120	26	11/16/2020	\$487,300	\$495,503	\$495,503	98.34%
520	R8048240510	1537	7/14/2021	\$444,400	\$451,849	\$451,849	98.35%
521	R6042401260	1537	12/29/2020	\$522,800	\$531,362	\$531,362	98.39%
522	R8813680040	2041	3/4/2021	\$441,000	\$448,220	\$448,220	98.39%
523	R5457430782	2041	2/11/2021	\$421,700	\$428,551	\$428,551	98.40%

3/28/2022 11:41 PM

Boise Independent #1 - See Secondary Category(ies) Section below for details.

524	R2847270070	1537	7/20/2021	\$454,500	\$461,848	\$461,848	98.41%
525	R1624004147	2041	7/9/2021	\$430,200	\$437,117	\$437,117	98.42%
526	R1280530610	2041	10/5/2020	\$421,600	\$428,259	\$428,259	98.45%
527	R6637250640	2041	10/15/2020	\$449,500	\$456,571	\$456,571	98.45%
528	R7626380160	2041	4/2/2021	\$423,400	\$429,998	\$429,998	98.47%
529	R1580710420	2041	12/17/2020	\$431,400	\$437,994	\$437,994	98.49%
530	R8048230250	1537	10/30/2020	\$437,700	\$443,965	\$443,965	98.59%
531	R9380730340	26	7/7/2021	\$437,800	\$443,816	\$443,816	98.64%
532	R3482220040	2041	2/24/2021	\$516,300	\$523,381	\$523,381	98.65%
533	R9858210080	2041	11/30/2020	\$477,500	\$484,022	\$484,022	98.65%
534	R2024260400	2041	9/3/2021	\$453,100	\$459,114	\$459,114	98.69%
535	R5138910110	2041	9/28/2021	\$525,300	\$532,185	\$532,185	98.71%
536	R7104001610	2041	10/9/2020	\$447,900	\$453,694	\$453,694	98.72%
537	R4737640345	2041	11/30/2020	\$441,400	\$446,433	\$446,433	98.87%
538	R0541500460	2041	9/28/2021	\$482,300	\$487,706	\$487,706	98.89%
539	R8904001042	2041	10/7/2020	\$483,100	\$488,401	\$488,401	98.91%
540	R8528850200	2041	12/1/2020	\$422,300	\$426,886	\$426,886	98.93%
541	R7475500090	2041	8/21/2021	\$416,100	\$420,187	\$420,187	99.03%
542	R8048190320	1537	10/1/2020	\$506,400	\$511,341	\$511,341	99.03%
543	R1955001252	2041	10/29/2020	\$416,000	\$419,981	\$419,981	99.05%
544	R5171760200	2041	7/23/2021	\$439,800	\$443,979	\$443,979	99.06%
545	R1754001749	2041	5/12/2021	\$417,300	\$421,142	\$421,142	99.09%
546	R8048190210	1537	8/27/2021	\$500,900	\$505,470	\$505,470	99.10%
547	R2734251642	2041	10/22/2020	\$449,600	\$453,645	\$453,645	99.11%
548	R1582270290	2041	12/4/2020	\$462,900	\$466,856	\$466,856	99.15%
549	R8528850180	2041	12/4/2020	\$422,300	\$425,813	\$425,813	99.17%
550	R5710430230	2041	8/20/2021	\$477,500	\$481,232	\$481,232	99.22%
551	R6901150140	2041	8/27/2021	\$519,300	\$523,150	\$523,150	99.26%
552	R7334180321	2041	8/31/2021	\$468,400	\$471,590	\$471,590	99.32%
553	R1088110500	2041	2/16/2021	\$441,900	\$444,705	\$444,705	99.37%
554	R5315002566	2041	4/2/2021	\$480,300	\$482,895	\$482,895	99.46%
555	R8528850220	2041	10/28/2020	\$422,300	\$424,507	\$424,507	99.48%
556	R1798500455	2041	7/16/2021	\$438,000	\$440,162	\$440,162	99.51%
557	R5520000210	2041	4/10/2021	\$423,400	\$425,489	\$425,489	99.51%
558	R8843000066	2041	3/18/2021	\$464,000	\$466,188	\$466,188	99.53%
559	R1719590380	2041	10/1/2020	\$505,700	\$508,077	\$508,077	99.53%
560	R1389330150	1537	11/18/2020	\$456,300	\$458,150	\$458,150	99.60%
561	R6793720170	2041	12/30/2020	\$424,300	\$425,782	\$425,782	99.65%
562	R8813680140	2041	10/9/2020	\$468,300	\$469,897	\$469,897	99.66%
563	R1580930255	2041	9/20/2021	\$442,800	\$444,138	\$444,138	99.70%
564	R1754002205	2041	5/5/2021	\$430,700	\$431,890	\$431,890	99.72%
565	R5864320180	2041	12/16/2020	\$447,400	\$448,545	\$448,545	99.74%
566	R3369390160	20	3/29/2021	\$430,000	\$431,040	\$431,040	99.76%
567	R8528850080	2041	12/28/2020	\$422,300	\$423,052	\$423,052	99.82%
568	R1126003205	2041	4/27/2021	\$459,500	\$460,245	\$460,245	99.84%
569	R1376450230	2041	10/13/2020	\$431,300	\$431,850	\$431,850	99.87%
570	R7476400230	2041	4/30/2021	\$514,800	\$515,455	\$515,455	99.87%
571	R1523290085	2041	6/18/2021	\$419,800	\$419,837	\$419,837	99.99%
572	R7626380380	2041	12/22/2020	\$447,500	\$447,078	\$447,078	100.09%
573	R5125530250	2041	12/18/2020	\$433,000	\$432,527	\$432,527	100.11%
574	R1608760020	2041	2/10/2021	\$443,900	\$443,403	\$443,403	100.11%
575	R7334000312	2041	3/4/2021	\$511,200	\$510,103	\$510,103	100.22%
576	R2744290230	2041	3/2/2021	\$421,300	\$420,189	\$420,189	100.26%
577	R8048230420	1537	1/8/2021	\$431,000	\$429,728	\$429,728	100.30%
578	R5457430365	2041	10/29/2020	\$430,800	\$429,526	\$429,526	100.30%
579	R3719170430	2041	12/31/2020	\$500,000	\$498,458	\$498,458	100.31%
580	R6793290125	2041	12/1/2020	\$434,600	\$433,177	\$433,177	100.33%
581	R3610151674	1537	11/23/2020	\$519,300	\$517,202	\$517,202	100.41%
582	R9539500085	2041	12/3/2020	\$438,300	\$436,475	\$436,475	100.42%
583	R6042401240	1537	1/15/2021	\$520,500	\$518,192	\$518,192	100.45%
584	R2931830050	2041	6/3/2021	\$427,700	\$425,749	\$425,749	100.46%
585	R2336002860	2041	4/16/2021	\$483,600	\$481,265	\$481,265	100.49%
586	R7626380180	2041	2/17/2021	\$474,500	\$472,167	\$472,167	100.49%
587	S0628325920	2041	1/15/2021	\$485,400	\$482,998	\$482,998	100.50%
588	R4432930210	2041	11/10/2020	\$485,000	\$482,508	\$482,508	100.52%
589	R1032150170	2041	6/7/2021	\$417,700	\$415,531	\$415,531	100.52%
590	R1077510035	2041	9/13/2021	\$446,600	\$444,136	\$444,136	100.55%
591	R9242370530	2041	11/13/2020	\$491,400	\$488,502	\$488,502	100.59%
592	R9511770920	2041	12/30/2020	\$529,100	\$525,965	\$525,965	100.60%
593	R5130002955	2041	3/23/2021	\$467,000	\$464,145	\$464,145	100.62%
594	R5456500625	2041	5/25/2021	\$476,200	\$473,088	\$473,088	100.66%
595	R1088110520	2041	3/3/2021	\$441,900	\$438,619	\$438,619	100.75%
596	R5854000510	2041	2/10/2021	\$521,500	\$517,625	\$517,625	100.75%
597	R8528850160	2041	10/30/2020	\$434,600	\$430,297	\$430,297	101.00%
598	R7807370040	2041	2/25/2021	\$528,200	\$522,806	\$522,806	101.03%

3/28/2022 11:41 PM

Boise Independent #1 - See Secondary Category(ies) Section below for details.

599	R8059150240	26	11/9/2020	\$477,500	\$472,452	\$472,452	101.07%
600	R1088110420	2041	2/26/2021	\$441,900	\$436,934	\$436,934	101.14%
601	R8510500015	2041	12/18/2020	\$454,400	\$448,734	\$448,734	101.26%
602	R5864320820	2041	9/8/2021	\$434,500	\$429,033	\$429,033	101.27%
603	R5299380220	2041	9/3/2021	\$465,900	\$459,912	\$459,912	101.30%
604	R3610291130	1537	11/5/2020	\$453,700	\$447,848	\$447,848	101.31%
605	R5350500890	2041	7/2/2021	\$527,800	\$520,310	\$520,310	101.44%
606	R1510500212	2041	4/19/2021	\$506,700	\$499,409	\$499,409	101.46%
607	R7626380760	2041	10/26/2020	\$518,000	\$510,472	\$510,472	101.47%
608	R1754001526	2041	9/15/2021	\$441,000	\$434,338	\$434,338	101.53%
609	R1292650612	2041	9/20/2021	\$499,200	\$491,303	\$491,303	101.61%
610	R2847200470	1537	4/15/2021	\$508,000	\$499,885	\$499,885	101.62%
611	R1525721590	2041	9/30/2021	\$422,800	\$415,931	\$415,931	101.65%
612	R3610310660	1537	12/30/2020	\$498,400	\$489,899	\$489,899	101.74%
613	R7626380540	2041	2/5/2021	\$436,600	\$428,983	\$428,983	101.78%
614	R9322150885	2041	10/30/2020	\$420,100	\$412,602	\$412,602	101.82%
615	R3260210150	2041	7/2/2021	\$432,100	\$423,863	\$423,863	101.94%
616	R7533430100	1537	10/5/2020	\$453,300	\$444,522	\$444,522	101.97%
617	R8583760350	2041	10/20/2020	\$425,300	\$417,051	\$417,051	101.98%
618	R5461270340	2041	6/18/2021	\$437,200	\$428,492	\$428,492	102.03%
619	R6885620360	1537	10/16/2020	\$506,900	\$496,723	\$496,723	102.05%
620	R1294360370	2041	5/28/2021	\$423,500	\$414,997	\$414,997	102.05%
621	R8813680080	2041	12/31/2020	\$448,500	\$439,403	\$439,403	102.07%
622	R9380730360	26	11/9/2020	\$424,500	\$414,708	\$414,708	102.36%
623	R5710420050	2041	5/11/2021	\$417,900	\$408,218	\$408,218	102.37%
624	R7626380220	2041	10/1/2020	\$485,400	\$473,352	\$473,352	102.55%
625	R1388720170	2041	8/16/2021	\$466,500	\$454,592	\$454,592	102.62%
626	R0539620150	2041	6/25/2021	\$436,900	\$425,746	\$425,746	102.62%
627	R9322000060	2041	8/10/2021	\$502,900	\$489,755	\$489,755	102.68%
628	R1088110400	2041	3/25/2021	\$441,900	\$429,843	\$429,843	102.80%
629	R7626380580	2041	11/10/2020	\$518,000	\$503,486	\$503,486	102.88%
630	R1607891250	1537	9/22/2021	\$452,600	\$439,400	\$439,400	103.00%
631	R0573410110	2041	5/27/2021	\$455,400	\$441,613	\$441,613	103.12%
632	R2759120060	2041	4/19/2021	\$504,400	\$488,996	\$488,996	103.15%
633	R1516270080	2041	2/5/2021	\$491,100	\$475,464	\$475,464	103.29%
634	R6045250112	2041	10/29/2020	\$466,400	\$450,737	\$450,737	103.48%
635	R2887400370	2041	10/16/2020	\$438,700	\$423,953	\$423,953	103.48%
636	R9351910180	2041	4/27/2021	\$443,800	\$428,334	\$428,334	103.61%
637	R1525722060	2041	9/13/2021	\$491,900	\$474,694	\$474,694	103.62%
638	R8308000060	26	4/2/2021	\$477,900	\$460,820	\$460,820	103.71%
639	R2024380660	2041	8/30/2021	\$440,700	\$424,741	\$424,741	103.76%
640	R1088110320	2041	4/5/2021	\$441,900	\$425,521	\$425,521	103.85%
641	R9380730320	26	9/20/2021	\$424,500	\$408,765	\$408,765	103.85%
642	R0573410090	2041	12/9/2020	\$488,400	\$469,823	\$469,823	103.95%
643	R7446770510	2041	4/27/2021	\$425,200	\$409,007	\$409,007	103.96%
644	R9303780620	2041	2/5/2021	\$503,500	\$484,179	\$484,179	103.99%
645	R2024330175	2041	8/27/2021	\$480,600	\$462,076	\$462,076	104.01%
646	R1431970360	26	11/2/2020	\$521,700	\$501,389	\$501,389	104.05%
647	R7626380620	2041	1/29/2021	\$457,800	\$439,839	\$439,839	104.08%
648	R8230020140	2041	1/5/2021	\$529,000	\$508,129	\$508,129	104.11%
649	R1943002820	2041	6/3/2021	\$479,600	\$460,504	\$460,504	104.15%
650	R3719500070	2041	1/14/2021	\$442,800	\$424,895	\$424,895	104.21%
651	R9511770780	2041	4/1/2021	\$518,100	\$497,149	\$497,149	104.21%
652	R3053000280	2041	6/2/2021	\$477,700	\$458,318	\$458,318	104.23%
653	R1035220520	20	4/22/2021	\$490,000	\$469,906	\$469,906	104.28%
654	R1525750310	2041	9/20/2021	\$420,100	\$402,869	\$402,869	104.28%
655	R9227970370	2041	10/16/2020	\$491,800	\$471,178	\$471,178	104.38%
656	R7909000440	2041	9/29/2021	\$500,700	\$479,462	\$479,462	104.43%
657	R1088110540	2041	3/9/2021	\$427,600	\$409,409	\$409,409	104.44%
658	R8930000263	2041	8/25/2021	\$442,500	\$423,476	\$423,476	104.49%
659	R7626380560	2041	1/6/2021	\$514,100	\$491,736	\$491,736	104.55%
660	R2024301763	2041	3/3/2021	\$420,100	\$401,744	\$401,744	104.57%
661	R1088110340	2041	4/15/2021	\$441,900	\$422,539	\$422,539	104.58%
662	R1754001836	2041	3/3/2021	\$504,500	\$482,206	\$482,206	104.62%
663	R7335570630	2041	11/10/2020	\$439,000	\$419,572	\$419,572	104.63%
664	R1525721780	2041	9/20/2021	\$419,600	\$400,904	\$400,904	104.66%
665	R7626380600	2041	11/23/2020	\$494,000	\$471,597	\$471,597	104.75%
666	R1754001832	2041	2/23/2021	\$504,500	\$481,001	\$481,001	104.89%
667	R1088110300	2041	3/26/2021	\$427,600	\$407,231	\$407,231	105.00%
668	R1525790130	2041	11/4/2020	\$478,500	\$455,642	\$455,642	105.02%
669	R5315002558	2041	4/7/2021	\$507,000	\$482,056	\$482,056	105.17%
670	R3046502960	2041	5/11/2021	\$415,500	\$394,906	\$394,906	105.21%
671	R5457250110	2041	9/21/2021	\$504,600	\$479,072	\$479,072	105.33%
672	R1088110480	2041	3/19/2021	\$427,600	\$405,665	\$405,665	105.41%
673	R7596250100	2041	8/2/2021	\$459,400	\$435,808	\$435,808	105.41%

3/28/2022 11:41 PM

Boise Independent #1 - See Secondary Category(les) Section below for details.

674	R1342000340	2041	10/30/2020	\$430,400	\$407,940	\$407,940	105.51%
675	R0356001206	2041	7/30/2021	\$500,600	\$474,115	\$474,115	105.59%
676	R7596250060	2041	6/1/2021	\$459,800	\$435,237	\$435,237	105.64%
677	R8442250160	2041	4/21/2021	\$430,000	\$406,748	\$406,748	105.72%
678	R5125640320	2041	5/10/2021	\$509,500	\$481,873	\$481,873	105.73%
679	R3238460120	2041	11/10/2020	\$443,800	\$419,572	\$419,572	105.77%
680	R5300530200	2041	7/23/2021	\$518,000	\$489,622	\$489,622	105.80%
681	R6045250100	2041	7/9/2021	\$429,300	\$405,510	\$405,510	105.87%
682	R7596250040	2041	6/10/2021	\$459,800	\$434,243	\$434,243	105.89%
683	R8222590370	2041	11/6/2020	\$472,800	\$446,384	\$446,384	105.92%
684	R8043000456	2041	7/30/2021	\$458,600	\$432,888	\$432,888	105.94%
685	R7704530025	2041	10/30/2020	\$421,000	\$397,344	\$397,344	105.95%
686	R1342000565	2041	3/31/2021	\$427,900	\$403,614	\$403,614	106.02%
687	R5457430817	2041	9/30/2021	\$434,400	\$408,921	\$408,921	106.23%
688	R1624002847	2041	9/10/2021	\$505,900	\$476,004	\$476,004	106.28%
689	R3369411000	20	4/26/2021	\$475,000	\$446,500	\$446,500	106.38%
690	R9511770940	2041	12/18/2020	\$495,700	\$465,853	\$465,853	106.41%
691	R0573410290	2041	9/13/2021	\$442,100	\$415,357	\$415,357	106.44%
692	R1580920185	2041	9/23/2021	\$521,800	\$489,951	\$489,951	106.50%
693	R1088110440	2041	3/31/2021	\$427,600	\$401,218	\$401,218	106.58%
694	S0633417710	2041	7/9/2021	\$421,100	\$395,087	\$395,087	106.58%
695	R5864320620	2041	10/21/2020	\$446,600	\$418,805	\$418,805	106.64%
696	R9351910480	2041	5/28/2021	\$434,300	\$405,981	\$405,981	106.98%
697	R1342100410	2041	4/2/2021	\$457,600	\$427,707	\$427,707	106.99%
698	R8393770050	2041	8/20/2021	\$441,900	\$412,485	\$412,485	107.13%
699	R7596250080	2041	6/23/2021	\$459,800	\$429,088	\$429,088	107.16%
700	R0573410100	2041	4/30/2021	\$502,900	\$468,615	\$468,615	107.32%
701	R9227730025	2041	8/20/2021	\$508,000	\$473,064	\$473,064	107.39%
702	R7909990290	2041	10/12/2020	\$428,300	\$398,583	\$398,583	107.46%
703	R7476550020	2041	9/23/2021	\$421,300	\$391,961	\$391,961	107.49%
704	R6733660070	2041	5/27/2021	\$460,800	\$428,496	\$428,496	107.54%
705	R6635500302	2041	4/2/2021	\$420,500	\$390,915	\$390,915	107.57%
706	R5125520235	2041	9/10/2021	\$529,300	\$491,871	\$491,871	107.61%
707	R4737660300	2041	9/8/2021	\$491,800	\$457,010	\$457,010	107.61%
708	R1077520220	2041	9/15/2021	\$457,800	\$425,256	\$425,256	107.65%
709	R5456500636	2041	3/19/2021	\$442,500	\$409,951	\$409,951	107.94%
710	R1088110380	2041	4/15/2021	\$427,600	\$395,727	\$395,727	108.05%
711	R8222590360	2041	12/8/2020	\$494,400	\$456,965	\$456,965	108.19%
712	R5456500640	2041	3/26/2021	\$441,800	\$408,342	\$408,342	108.19%
713	R9511770840	2041	6/16/2021	\$530,100	\$489,294	\$489,294	108.34%
714	R1525690220	2041	10/2/2020	\$430,100	\$396,825	\$396,825	108.39%
715	R2039251190	2041	7/21/2021	\$496,200	\$457,267	\$457,267	108.51%
716	R4671520050	2041	7/30/2021	\$523,900	\$482,361	\$482,361	108.61%
717	R8226680100	2041	9/7/2021	\$432,400	\$397,765	\$397,765	108.71%
718	R1625503350	2041	9/10/2021	\$516,800	\$475,211	\$475,211	108.75%
719	R7638150040	2041	8/2/2021	\$529,200	\$485,145	\$485,145	109.08%
720	R6206600105	2041	8/30/2021	\$436,800	\$399,898	\$399,898	109.23%
721	R3268510050	2041	9/3/2021	\$415,500	\$379,667	\$379,667	109.44%
722	R5457760050	1537	11/12/2020	\$478,100	\$436,077	\$436,077	109.64%
723	R9511770900	2041	5/11/2021	\$528,100	\$481,431	\$481,431	109.69%
724	R1525770560	2041	8/25/2021	\$495,700	\$451,654	\$451,654	109.75%
725	R6042401420	1537	3/1/2021	\$515,000	\$468,790	\$468,790	109.86%
726	R1580261176	2041	6/30/2021	\$419,100	\$381,415	\$381,415	109.88%
727	R8308000040	28	8/5/2021	\$477,900	\$434,609	\$434,609	109.96%
728	R8103710160	2041	10/9/2020	\$454,300	\$412,645	\$412,645	110.09%
729	R7335580046	2041	3/2/2021	\$443,000	\$402,208	\$402,208	110.14%
730	R5315002562	2041	3/22/2021	\$491,300	\$445,988	\$445,988	110.16%
731	R1525780810	2041	12/17/2020	\$511,100	\$461,313	\$461,313	110.79%
732	R6885620240	1537	1/4/2021	\$487,900	\$439,687	\$439,687	110.97%
733	R9511770760	2041	1/29/2021	\$505,400	\$453,312	\$453,312	111.49%
734	R6885620480	1537	1/29/2021	\$518,200	\$464,594	\$464,594	111.54%
735	R5481000160	2041	9/27/2021	\$423,100	\$377,246	\$377,246	112.16%
736	R6876000610	2041	11/4/2020	\$432,000	\$384,976	\$384,976	112.21%
737	R2114100070	2041	1/8/2021	\$458,400	\$407,372	\$407,372	112.53%
738	R1608460080	2041	6/11/2021	\$447,300	\$396,756	\$396,756	112.74%
739	R5864320160	2041	2/1/2021	\$464,900	\$412,095	\$412,095	112.81%
740	R1525750320	2041	8/31/2021	\$429,200	\$380,314	\$380,314	112.85%
741	R7704520030	2041	8/25/2021	\$445,700	\$394,493	\$394,493	112.98%
742	R7824180410	2041	9/15/2021	\$522,800	\$458,029	\$458,029	114.14%
743	R2039100005	2041	11/17/2020	\$420,500	\$366,857	\$366,857	114.62%
744	R7104000950	2041	8/27/2021	\$476,900	\$415,466	\$415,466	114.79%
745	R5456500632	2041	6/18/2021	\$438,500	\$380,501	\$380,501	115.24%
746	R7475850090	2041	10/9/2020	\$518,600	\$449,373	\$449,373	115.41%
747	R6793310060	2041	8/13/2021	\$423,100	\$366,305	\$366,305	115.50%
748	R6744100080	2041	9/29/2021	\$429,100	\$370,316	\$370,316	115.87%

3/28/2022 11:41 PM

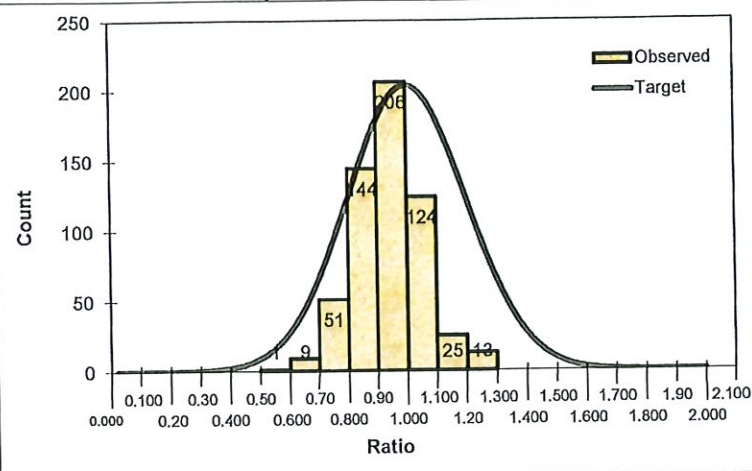
Boise Independent #1 - See Secondary Category(ies) Section below for details.

749	R6885620060	1537	2/24/2021	\$513,900	\$443,256	\$443,256	115.94%
750	R4432930190	2041	9/8/2021	\$417,100	\$359,448	\$359,448	116.04%
751	R1088110360	2041	7/1/2021	\$427,600	\$367,431	\$367,431	116.38%
752	R6042401620	1537	6/1/2021	\$504,600	\$433,365	\$433,365	116.44%
753	R6042401220	1537	5/8/2021	\$504,800	\$431,582	\$431,582	116.96%
754	R1955010296	2041	7/16/2021	\$425,300	\$363,322	\$363,322	117.06%
755	R6042401920	1537	5/4/2021	\$503,800	\$430,056	\$430,056	117.15%
756	R6042401640	1537	5/3/2021	\$499,400	\$424,549	\$424,549	117.63%
757	R2847280221	1537	11/2/2020	\$468,300	\$396,250	\$396,250	118.18%
758	R7104000900	2041	9/30/2021	\$463,400	\$389,449	\$389,449	118.99%
759	R6042401200	1537	5/17/2021	\$527,600	\$440,834	\$440,834	119.68%
760	R6885620020	1537	3/25/2021	\$516,800	\$429,565	\$429,565	120.31%
761	R1955010946	2041	4/21/2021	\$525,800	\$426,543	\$426,543	123.27%
762	R6985000025	2041	3/30/2021	\$515,000	\$415,053	\$415,053	124.08%
763	R9529660420	2041	9/1/2021	\$527,300	\$423,161	\$423,161	124.61%
764	R6635500204	2041	8/30/2021	\$509,500	\$405,507	\$405,507	125.65%
765	R6042401180	1537	7/18/2021	\$507,800	\$400,171	\$400,171	126.90%
766	R6635500206	2041	8/30/2021	\$509,500	\$400,699	\$400,699	127.15%
767	R6635500208	2041	8/31/2021	\$507,000	\$398,730	\$398,730	127.15%
768	R4303000160	2041	7/16/2021	\$449,000	\$350,793	\$350,793	128.00%

Boise Independent #1 - See Secondary Category(ies) Section below for details.

Boise Independent #1	See Secondary Category(ies) Section below for details.	Combined Categories	TIME PERIOD STUDIED	
RATIO STUDY Not Official until 'FINAL' dated & initialed	Using 2021 Assessed Values	Assessment Date:	From:	To:
		01/01/2021	10/01/2020	09/30/2021
Sales Price is Time Adjusted	Time Adjustment Considered, but not Applied.			

SAMPLE STATISTICS	
Sample size (n)	573
Total Assessed Value	\$347,129,200
Total Adjusted Sales Price	\$375,871,306
Mean Assessed Value	\$605,810
Mean Adjusted Sales Price	\$655,971
Standard Deviation AV	\$50,622
Standard Deviation SP	\$104,682
Median Assessed Value	\$603,200
Median Sales Price	\$647,035
ASSESSMENT LEVEL	
Arithmetic Mean Ratio	93.87%
Median Ratio	94.83%
Weighted Mean Ratio	92.35%
Geometric Mean Ratio	93.17%
UNIFORMITY	
Lowest Ratio	59.31%
Highest Ratio	129.78%
Coefficient of Dispersion	9.39%
Standard Deviation	11.41%
Coefficient of Variation	12.16%
Price-Related Bias	-0.4958
Price-Related Differential	1.02
RELIABILITY	
90% Confidence Intervals:	Lower Upper
Around the Mean	93.09% 94.65%
Around the Median	93.67% 95.48%
Around the Weighted Mean	91.54% 93.16%
Around the COD	8.77% 10.07%
Around the PRB	-0.5434 -0.4481
Probability True Mean 90-110	Approx. 100%
80% Confidence Intervals:	Lower Upper
Around the Mean	93.26% 94.48%
Around the Median	93.85% 95.37%
Around the Weighted Mean	91.72% 92.99%
NORMALITY Test Results:	
Chi Square Test	Normal
Binomial Test	N/A
i.e., Insufficient evidence of Non-Normality	
Mann-Whitney Test	-15.4045
Significance of Value Related Inequity - Strong	
D'Agostino-Pearson	Normal
Shapiro-Wilk W	N/A
Kurtosis (2.5 - 4) = 3.51	Acceptable
Skew (-0.5 - 1) = 0.11	Acceptable
COD Standard	Maximum
See Secondary Category(ies) Section	20.00%



Compliance Checks:	
Level:	Compliance Met?
90% Confidence Interval:	<input type="checkbox"/> YES <input type="checkbox"/> NO
80% Confidence Interval:	<input type="checkbox"/> YES <input type="checkbox"/> NO
Uniformity:	COD Standards met? N/A
	COD: Excellent
	COV: Very Good
	PRD: No Observed Bias
	PRB: Unacceptable Bias towards High Priced

COMMENTS:
Does not meet
 Value Group: 4
 0.87% of the originally available population has been trimmed.
 Outliers Reviewed using Std. Score 3 Std Dev.
 Below 0.5801 (2 sales) and Above 1.2988 (3 sales)

Secondary Category(ies) with sales		
Count	Category	Description
2	15	Unimproved Rural Res Sub
2	20	Unimproved Urban Res Lot/Acre
13	26	Res Condominiums
2	1234	Improved Rural Res Tract
111	1537	Improved Rural Res Sub
443	2041	Improved Urban Res

COV/COD	
Expected	125%
Observed	130%

PRELIMINARY
 FINAL

Date	Analyst
3/28/2022	Jase Cundick

Price Related Bias Exists
 PRB is SIGNIFICANT @ 90%

Boise Independent #1 - See Secondary Category(ies) Section below for details.

Boise Independent #1

Time Adjustment Review

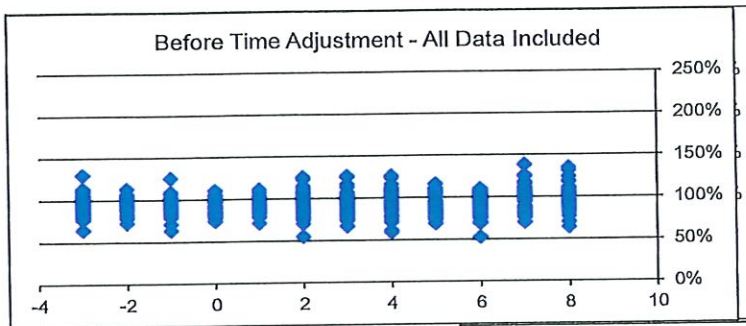
Time Adjustment APPLIED: 0.00%

	<u>Original</u>	<u>Residual</u>		
<i>NONE Time</i>				
Quarterly GeoMean	0.02%	0.02%		
Quarterly Averages	-0.01%	-0.01%		
Quarterly Medians	-0.09%	-0.09%		
Slope Results	-0.07%	-0.07%		
<u>Sales Ratios (Before)</u>	Counts	Average	Median	
1st 3 Mos.	173	95.00%	96.11%	
2nd 3 Mos.	112	93.82%	92.96%	
3rd 3 Mos.	142	91.42%	88.35%	
4th 3 Mos.	146	94.94%	95.35%	


Combined Categories		
<u>Category</u>	<u>Sales Count</u>	
15	2	Unimproved Rural Res Sub
20	2	Unimproved Urban Res Lo/Acre
26	13	Res Condominiums
1234	2	Improved Rural Res Tract
1537	111	Improved Rural Res Sub
2041	443	Improved Urban Res

Time analysis was based on sales.

BEFORE



5 Influential data point(s) removed



<u>Sales Ratios (After)</u>	Counts	Average	Median
1st 3 Mos.	173	95.00%	96.11%
2nd 3 Mos.	112	93.82%	92.96%
3rd 3 Mos.	142	91.42%	88.35%
4th 3 Mos.	146	94.94%	95.35%

No Outliers Found

AFTER

Time Adjustment Considered,

Boise Independent #1 - See Secondary Category(ies) Section below for details.

Outlier Sales List	Parcel Number	Category	Sale Date	2021 Assessed		Adj. Sales Price	Adj. Ratio
				Value	Safe Price		
	1 R1013004995	2041	07/21/2021	664,100	1,260,394	1,260,394	52.690%
	2 R1277130015	2041	03/29/2021	672,800	1,223,223	1,223,223	55.002%
	3 R8275850028	2041	09/28/2021	609,300	463,516	463,516	131.452%
	4 R1126001290	2041	09/10/2021	541,600	400,637	400,637	135.185%
	5 R2082240040	2041	08/03/2021	654,000	472,294	472,294	138.473%

Boise Independent #1 - See Secondary Category(ies) Section below for details.

Active Sales List	Parcel Number	Category	Sale Date	2021 Assessed		Adj. Sales Price	Adj. Ratio
				Value	Sale Price		
	1 R8043270340		1537 5/18/2021	\$622,300	\$1,049,272	\$1,049,272	59.31%
	2 R2336002510		2041 5/27/2021	\$535,200	\$874,481	\$874,481	61.20%
	3 S0633417470		2041 5/13/2021	\$543,400	\$885,801	\$885,801	61.35%
	4 R3482100790		2041 12/14/2020	\$611,200	\$964,823	\$964,823	63.35%
	5 R7476280072		2041 9/1/2021	\$608,800	\$951,913	\$951,913	63.96%
	6 R2039250515		2041 10/8/2020	\$677,300	\$1,048,780	\$1,048,780	64.58%
	7 R1035140130		2041 4/2/2021	\$677,700	\$1,011,781	\$1,011,781	66.98%
	8 R3610300750		1537 7/6/2021	\$640,200	\$927,223	\$927,223	69.04%
	9 R7475890210		2041 6/25/2021	\$706,900	\$1,021,790	\$1,021,790	69.18%
	10 R2336000485		2041 8/10/2021	\$685,100	\$979,510	\$979,510	69.94%
	11 R6042370180		1537 9/30/2021	\$588,000	\$837,314	\$837,314	70.22%
	12 R1013004950		2041 3/18/2021	\$533,900	\$760,039	\$760,039	70.25%
	13 R8521460050		2041 7/30/2021	\$631,300	\$897,933	\$897,933	70.31%
	14 R5181270190		2041 9/3/2021	\$674,400	\$954,158	\$954,158	70.68%
	15 R5308270030		2041 5/7/2021	\$586,500	\$823,894	\$823,894	71.19%
	16 R5457250030		2041 12/23/2020	\$682,600	\$957,887	\$957,887	71.26%
	17 R2336000505		2041 2/26/2021	\$707,900	\$992,599	\$992,599	71.32%
	18 R9529210130		2041 11/5/2020	\$572,500	\$790,319	\$790,319	72.44%
	19 R6042361240		1537 11/20/2020	\$539,200	\$743,023	\$743,023	72.57%
	20 R3610161050		1537 5/17/2021	\$642,300	\$873,726	\$873,726	73.51%
	21 R3610170230		1537 4/13/2021	\$636,200	\$865,025	\$865,025	73.55%
	22 R3482170250		2041 6/8/2021	\$588,200	\$795,702	\$795,702	73.92%
	23 R1311010120		2041 1/25/2021	\$586,500	\$792,337	\$792,337	74.02%
	24 R3610291570		1537 4/2/2021	\$667,800	\$896,806	\$896,806	74.46%
	25 R8079550310		2041 4/21/2021	\$711,200	\$954,503	\$954,503	74.51%
	26 R8048690110		2041 3/2/2021	\$672,100	\$899,053	\$899,053	74.76%
	27 R9227740015		2041 6/1/2021	\$560,200	\$748,607	\$748,607	74.83%
	28 R5125720160		2041 7/8/2021	\$531,200	\$707,603	\$707,603	75.07%
	29 R7794480200		1537 7/15/2021	\$585,600	\$752,307	\$752,307	75.18%
	30 R6206560500		2041 8/13/2021	\$676,800	\$893,785	\$893,785	75.72%
	31 R1035120330		2041 4/26/2021	\$683,000	\$897,044	\$897,044	76.14%
	32 R2884040375		2041 7/14/2021	\$553,900	\$723,796	\$723,796	76.53%
	33 R7486100070		1537 6/17/2021	\$541,900	\$707,662	\$707,662	76.58%
	34 R9323650750		2041 7/20/2021	\$605,700	\$790,550	\$790,550	76.62%
	35 R5710411300		2041 7/28/2021	\$665,500	\$867,368	\$867,368	76.73%
	36 R1271000065		2041 5/5/2021	\$542,100	\$704,944	\$704,944	76.90%
	37 R3616540175		2041 10/9/2020	\$620,300	\$804,766	\$804,766	77.08%
	38 R6042340310		1537 3/25/2021	\$701,000	\$908,054	\$908,054	77.20%
	39 R7807370060		2041 5/21/2021	\$544,700	\$703,364	\$703,364	77.44%
	40 R7335500110		2041 9/24/2021	\$634,800	\$819,621	\$819,621	77.45%
	41 S1011449400		2041 3/18/2021	\$581,100	\$746,051	\$746,051	77.89%
	42 R1035130200		2041 6/14/2021	\$620,600	\$795,629	\$795,629	78.00%
	43 R3616540035		2041 5/12/2021	\$600,000	\$766,922	\$766,922	78.23%
	44 R0310000025		2041 2/26/2021	\$564,100	\$720,941	\$720,941	78.25%
	45 R0518000310		2041 11/13/2020	\$601,800	\$768,842	\$768,842	78.27%
	46 R8390001100		2041 5/14/2021	\$706,800	\$902,687	\$902,687	78.30%
	47 R2037750030		2041 5/14/2021	\$617,900	\$787,639	\$787,639	78.45%
	48 R7074670190		2041 3/31/2021	\$705,300	\$898,455	\$898,455	78.50%
	49 R5315050180		2041 4/3/2021	\$598,200	\$761,815	\$761,815	78.52%
	50 R9511770080		2041 2/3/2021	\$576,000	\$732,455	\$732,455	78.64%
	51 R3610151410		1537 8/25/2021	\$545,200	\$692,375	\$692,375	78.74%
	52 R3610291650		1537 1/21/2021	\$627,800	\$797,217	\$797,217	78.75%
	53 R9276520300		1537 4/9/2021	\$648,500	\$822,514	\$822,514	78.84%
	54 R5125800400		2041 5/26/2021	\$551,600	\$699,352	\$699,352	78.87%
	55 R7192780020		2041 5/26/2021	\$532,600	\$674,844	\$674,844	78.92%
	56 R7451500016		2041 12/15/2020	\$573,600	\$726,254	\$726,254	78.98%
	57 R8020850080		2041 6/4/2021	\$531,500	\$672,760	\$672,760	79.00%
	58 R9242370650		2041 10/6/2020	\$579,000	\$731,163	\$731,163	79.19%
	59 R7475840060		2041 7/9/2021	\$652,500	\$823,714	\$823,714	79.21%
	60 R0879510280		2041 2/17/2021	\$648,800	\$814,080	\$814,080	79.70%
	61 R9227660090		2041 5/12/2021	\$650,600	\$815,686	\$815,686	79.76%
	62 R1035130260		2041 6/25/2021	\$681,700	\$851,491	\$851,491	80.06%
	63 R3610300300		1537 12/10/2020	\$614,400	\$765,312	\$765,312	80.28%
	64 R8461280080		2041 10/16/2020	\$672,100	\$837,173	\$837,173	80.28%
	65 R9227730015		2041 4/22/2021	\$700,400	\$871,448	\$871,448	80.37%
	66 R3482160120		2041 4/16/2021	\$675,200	\$839,943	\$839,943	80.39%
	67 R3616510098		2041 11/19/2020	\$651,500	\$807,007	\$807,007	80.73%
	68 R6042360580		1537 8/3/2021	\$630,600	\$780,366	\$780,366	80.81%
	69 R2336000737		2041 10/23/2020	\$569,900	\$704,903	\$704,903	80.85%
	70 R3482170540		2041 7/8/2021	\$613,300	\$757,245	\$757,245	80.99%
	71 R1472180350		2041 4/20/2021	\$549,800	\$678,537	\$678,537	81.03%
	72 R3482160930		2041 1/15/2021	\$603,200	\$743,377	\$743,377	81.14%
	73 R1013008810		2041 10/29/2020	\$632,600	\$779,510	\$779,510	81.15%

3/28/2022 10:05 PM

Boise Independent #1 - See Secondary Category(ies) Section below for details.

74	R3610160300	1537	7/27/2021	\$614,200	\$756,544	\$756,544	81.18%
75	R8390000350	2041	9/17/2021	\$641,100	\$788,176	\$788,176	81.34%
76	R2336001635	2041	4/28/2021	\$673,300	\$826,244	\$826,244	81.49%
77	R1734560070	1537	3/23/2021	\$643,800	\$789,046	\$789,046	81.59%
78	R3482210080	2041	3/22/2021	\$576,700	\$706,148	\$706,148	81.67%
79	R6121310205	2041	1/11/2021	\$627,900	\$767,913	\$767,913	81.77%
80	R3610300020	1537	7/6/2021	\$617,200	\$754,422	\$754,422	81.81%
81	R8461280290	2041	6/29/2021	\$673,500	\$822,917	\$822,917	81.84%
82	R2336002330	2041	8/13/2021	\$559,700	\$683,770	\$683,770	81.86%
83	R5713430330	2041	6/19/2021	\$551,000	\$672,971	\$672,971	81.88%
84	R8461280270	2041	4/9/2021	\$682,500	\$832,567	\$832,567	81.98%
85	R3239500710	2041	7/9/2021	\$685,700	\$836,407	\$836,407	81.98%
86	R9529210120	2041	12/3/2020	\$587,800	\$716,845	\$716,845	82.00%
87	R3610190500	1537	7/28/2021	\$627,500	\$764,110	\$764,110	82.12%
88	R7284740160	2041	6/1/2021	\$615,800	\$748,607	\$748,607	82.26%
89	R2024320105	2041	4/5/2021	\$642,800	\$779,679	\$779,679	82.44%
90	R6206560380	2041	8/18/2021	\$642,200	\$777,870	\$777,870	82.56%
91	R5488500360	1537	6/1/2021	\$651,300	\$788,214	\$788,214	82.63%
92	R3745790310	2041	3/1/2021	\$642,400	\$776,738	\$776,738	82.70%
93	R9511770100	2041	2/11/2021	\$637,500	\$770,428	\$770,428	82.75%
94	R0805500570	2041	2/8/2021	\$600,200	\$724,270	\$724,270	82.87%
95	R0843350040	2041	11/2/2020	\$619,900	\$747,064	\$747,064	82.98%
96	R2884080065	2041	6/30/2021	\$566,700	\$682,309	\$682,309	83.06%
97	R1719520090	2041	8/30/2021	\$583,900	\$701,223	\$701,223	83.27%
98	R1808500763	2041	1/29/2021	\$650,200	\$779,684	\$779,684	83.39%
99	R4964500035	1537	12/9/2020	\$681,700	\$817,083	\$817,083	83.43%
100	R3482170400	2041	4/16/2021	\$702,300	\$840,851	\$840,851	83.52%
101	R2038000310	2041	2/18/2021	\$643,700	\$770,274	\$770,274	83.57%
102	R9441000010	2041	5/28/2021	\$553,500	\$662,248	\$662,248	83.58%
103	R1719480270	2041	3/5/2021	\$632,000	\$755,014	\$755,014	83.71%
104	R7824000140	2041	10/30/2020	\$531,400	\$634,690	\$634,690	83.73%
105	R7198560660	2041	3/26/2021	\$621,500	\$740,495	\$740,495	83.93%
106	R0879520130	2041	6/14/2021	\$704,100	\$838,636	\$838,636	83.96%
107	R3482160400	2041	7/6/2021	\$687,100	\$817,642	\$817,642	84.03%
108	R2336001620	2041	3/1/2021	\$676,800	\$805,155	\$805,155	84.06%
109	R3610160190	1537	5/5/2021	\$638,000	\$758,484	\$758,484	84.12%
110	R6120402463	2041	9/10/2021	\$608,700	\$723,526	\$723,526	84.13%
111	R0879510020	2041	6/7/2021	\$535,500	\$636,281	\$636,281	84.16%
112	R2847260200	1537	5/11/2021	\$534,200	\$634,512	\$634,512	84.19%
113	R1719730200	2041	4/12/2021	\$536,200	\$636,150	\$636,150	84.29%
114	R1580920430	2041	12/1/2020	\$564,000	\$668,777	\$668,777	84.33%
115	R1594270090	2041	4/23/2021	\$563,400	\$667,647	\$667,647	84.39%
116	R1727700140	1537	2/12/2021	\$613,000	\$726,424	\$726,424	84.39%
117	R3610300260	1537	12/4/2020	\$606,200	\$718,239	\$718,239	84.40%
118	R3610160120	1537	7/4/2021	\$566,900	\$671,362	\$671,362	84.44%
119	R1719480240	2041	5/7/2021	\$623,000	\$734,825	\$734,825	84.78%
120	R3610151210	1537	3/2/2021	\$534,500	\$630,189	\$630,189	84.82%
121	R1719580110	2041	6/30/2021	\$612,300	\$721,722	\$721,722	84.84%
122	R2361000145	2041	6/4/2021	\$570,900	\$672,760	\$672,760	84.86%
123	R7198560930	2041	6/28/2021	\$562,200	\$662,335	\$662,335	84.88%
124	R3482170920	2041	7/9/2021	\$660,800	\$777,564	\$777,564	84.98%
125	R1719490270	2041	1/15/2021	\$604,200	\$710,799	\$710,799	85.00%
126	R1719490200	2041	3/1/2021	\$617,600	\$726,534	\$726,534	85.01%
127	R8048690640	2041	6/2/2021	\$598,600	\$703,566	\$703,566	85.08%
128	R7475360280	2041	6/18/2021	\$672,100	\$789,283	\$789,283	85.15%
129	R5159320080	2041	4/22/2021	\$596,000	\$698,965	\$698,965	85.27%
130	S1128212590	1234	7/9/2021	\$609,300	\$714,519	\$714,519	85.27%
131	R5159320120	2041	5/11/2021	\$596,000	\$698,407	\$698,407	85.34%
132	S1014110210	2041	1/22/2021	\$627,100	\$733,708	\$733,708	85.47%
133	R1808500120	2041	8/26/2021	\$583,000	\$682,087	\$682,087	85.47%
134	R1719590060	2041	1/7/2021	\$579,300	\$677,257	\$677,257	85.54%
135	R3610300530	1537	3/2/2021	\$591,000	\$690,851	\$690,851	85.55%
136	R3610160060	1537	4/23/2021	\$598,500	\$699,225	\$699,225	85.59%
137	R3610160150	1537	12/14/2020	\$593,000	\$691,338	\$691,338	85.78%
138	R0539006266	2041	4/26/2021	\$637,500	\$742,288	\$742,288	85.88%
139	R1126001615	2041	5/7/2021	\$592,900	\$690,290	\$690,290	85.89%
140	R1023290340	2041	3/12/2021	\$552,000	\$642,337	\$642,337	85.94%
141	R6042400720	1537	3/5/2021	\$584,300	\$679,512	\$679,512	85.99%
142	R3610160470	1537	5/7/2021	\$574,400	\$667,933	\$667,933	86.00%
143	R8549710250	2041	9/13/2021	\$596,600	\$692,262	\$692,262	86.18%
144	R1035140220	2041	7/28/2021	\$651,900	\$755,849	\$755,849	86.25%
145	R1719530060	2041	8/9/2021	\$600,700	\$696,010	\$696,010	86.31%
146	R1023290160	2041	12/23/2020	\$674,600	\$781,434	\$781,434	86.33%
147	R5138800080	2041	5/7/2021	\$558,600	\$645,666	\$645,666	86.52%
148	R5421200100	2041	9/24/2021	\$711,700	\$822,362	\$822,362	86.54%

3/28/2022 10:05 PM

Boise Independent #1 - See Secondary Category(ies) Section below for details.

149	R7777800242	2041	2/26/2021	\$649,600	\$750,386	\$750,386	86.57%
150	R8461280090	2041	3/5/2021	\$635,700	\$734,251	\$734,251	86.58%
151	R0548010385	1537	2/1/2021	\$593,900	\$685,206	\$685,206	86.67%
152	R5299390070	2041	8/6/2021	\$582,300	\$671,796	\$671,796	86.68%
153	R3610341110	1537	12/21/2020	\$661,900	\$762,668	\$762,668	86.79%
154	R1719560260	2041	10/20/2020	\$617,200	\$711,126	\$711,126	86.79%
155	R5159320180	2041	8/5/2021	\$550,900	\$634,529	\$634,529	86.82%
156	R5159320100	2041	5/24/2021	\$596,000	\$686,433	\$686,433	86.83%
157	R3610291520	1537	2/12/2021	\$540,700	\$622,512	\$622,512	86.86%
158	S1023120760	2041	10/21/2020	\$533,700	\$614,319	\$614,319	86.88%
159	R6042361120	1537	5/17/2021	\$551,000	\$633,672	\$633,672	86.95%
160	R6042402140	1537	6/23/2021	\$552,800	\$635,528	\$635,528	86.98%
161	R9024900125	1537	12/1/2020	\$626,500	\$720,222	\$720,222	86.99%
162	R1789170050	2041	7/23/2021	\$586,000	\$672,193	\$672,193	87.18%
163	R7084200040	2041	8/30/2021	\$684,900	\$785,370	\$785,370	87.21%
164	R5159320140	2041	6/7/2021	\$596,000	\$682,769	\$682,769	87.29%
165	R8763270772	2041	10/30/2020	\$578,900	\$662,240	\$662,240	87.42%
166	R3610310110	1537	11/18/2020	\$532,700	\$609,131	\$609,131	87.45%
167	R8226710350	2041	7/19/2021	\$662,900	\$757,960	\$757,960	87.46%
168	R2361000130	2041	6/3/2021	\$584,600	\$668,165	\$668,165	87.49%
169	R1719530200	2041	9/10/2021	\$660,100	\$753,594	\$753,594	87.59%
170	R9511770420	2041	4/9/2021	\$581,600	\$662,581	\$662,581	87.78%
171	R2884060180	2041	2/12/2021	\$654,900	\$745,667	\$745,667	87.83%
172	R2037750170	2041	5/6/2021	\$626,500	\$713,212	\$713,212	87.84%
173	R5121650030	2041	5/21/2021	\$603,800	\$685,865	\$685,865	88.03%
174	R2037780090	2041	4/22/2021	\$648,100	\$735,990	\$735,990	88.06%
175	R8394770080	2041	6/21/2021	\$538,500	\$611,485	\$611,485	88.06%
176	S1126110350	1234	5/28/2021	\$538,100	\$610,701	\$610,701	88.11%
177	R1719530140	2041	7/14/2021	\$646,700	\$733,837	\$733,837	88.13%
178	R9238340160	2041	8/6/2021	\$544,200	\$616,946	\$616,946	88.21%
179	R4726000047	2041	4/19/2021	\$539,500	\$611,245	\$611,245	88.26%
180	R9511770140	2041	7/30/2021	\$552,300	\$625,559	\$625,559	88.29%
181	R9511770380	2041	12/31/2020	\$606,200	\$686,579	\$686,579	88.29%
182	R6733460040	2041	10/14/2020	\$546,200	\$618,282	\$618,282	88.34%
183	R1719730540	2041	5/27/2021	\$533,500	\$603,217	\$603,217	88.44%
184	R5350510050	2041	4/16/2021	\$567,600	\$641,081	\$641,081	88.54%
185	R0541500170	2041	12/1/2020	\$535,300	\$603,957	\$603,957	88.63%
186	R1719560170	2041	7/15/2021	\$600,200	\$677,152	\$677,152	88.64%
187	R8036140090	2041	5/7/2021	\$624,000	\$703,561	\$703,561	88.69%
188	R2322810090	2041	11/24/2020	\$583,300	\$657,559	\$657,559	88.71%
189	R0805500230	2041	3/19/2021	\$580,200	\$654,058	\$654,058	88.71%
190	R5125520265	2041	9/14/2021	\$560,300	\$631,554	\$631,554	88.72%
191	R7807370100	2041	5/10/2021	\$630,500	\$710,507	\$710,507	88.74%
192	R7198560970	2041	2/22/2021	\$537,400	\$605,379	\$605,379	88.77%
193	R4947170310	2041	3/9/2021	\$677,100	\$761,648	\$761,648	88.90%
194	R5159320160	2041	8/31/2021	\$551,200	\$619,552	\$619,552	88.97%
195	R1719480340	2041	7/29/2021	\$629,300	\$707,288	\$707,288	88.97%
196	R7074660190	2041	5/17/2021	\$682,700	\$766,937	\$766,937	89.02%
197	R1719520020	2041	11/5/2020	\$656,400	\$736,578	\$736,578	89.11%
198	R0805870430	2041	3/19/2021	\$540,000	\$605,609	\$605,609	89.17%
199	R0031720200	2041	8/13/2021	\$691,000	\$774,939	\$774,939	89.17%
200	R5125720250	2041	2/9/2021	\$574,100	\$641,596	\$641,596	89.48%
201	R2037780270	2041	12/18/2020	\$675,300	\$754,644	\$754,644	89.49%
202	R3610311140	1537	1/8/2021	\$671,600	\$750,160	\$750,160	89.53%
203	R0805870120	2041	2/26/2021	\$536,400	\$598,504	\$598,504	89.62%
204	R2024303383	2041	1/20/2021	\$603,800	\$673,147	\$673,147	89.70%
205	R6042350520	1537	12/17/2020	\$550,600	\$613,395	\$613,395	89.76%
206	R3610290400	1537	12/14/2020	\$576,700	\$640,504	\$640,504	90.04%
207	R7486100300	1537	1/28/2021	\$541,700	\$601,037	\$601,037	90.13%
208	R7334190226	2041	11/23/2020	\$543,400	\$601,675	\$601,675	90.31%
209	R3610350880	1537	6/25/2021	\$693,300	\$766,257	\$766,257	90.48%
210	R1525780590	2041	11/13/2020	\$663,100	\$732,230	\$732,230	90.56%
211	R8220200640	2041	3/12/2021	\$536,100	\$591,700	\$591,700	90.60%
212	R3616610115	2041	12/9/2020	\$573,900	\$633,240	\$633,240	90.63%
213	R5321520352	2041	9/28/2021	\$541,200	\$596,952	\$596,952	90.66%
214	R0805500260	2041	10/7/2020	\$583,800	\$643,915	\$643,915	90.66%
215	R6026020140	2041	2/16/2021	\$686,900	\$757,311	\$757,311	90.70%
216	R7596360050	2041	10/30/2020	\$613,200	\$676,014	\$676,014	90.71%
217	R1719730340	2041	7/7/2021	\$531,600	\$585,298	\$585,298	90.83%
218	R5125550300	2041	11/13/2020	\$619,800	\$682,020	\$682,020	90.88%
219	R9227500760	2041	6/8/2021	\$629,000	\$691,915	\$691,915	90.91%
220	R2037990170	2041	2/24/2021	\$696,400	\$766,040	\$766,040	90.91%
221	R5713430250	2041	4/9/2021	\$560,700	\$616,429	\$616,429	90.96%
222	R8528680060	2041	7/23/2021	\$603,200	\$663,065	\$663,065	90.97%
223	R6042400900	1537	10/30/2020	\$542,100	\$595,486	\$595,486	91.03%

3/28/2022 10:05 PM

Boise Independent #1 - See Secondary Category(ies) Section below for details.

224	R8763270150	2041	5/21/2021	\$552,400	\$606,727	\$606,727	91.05%
225	R1719490180	2041	9/24/2021	\$606,200	\$665,722	\$665,722	91.06%
226	R3252350060	2041	4/9/2021	\$645,100	\$708,276	\$708,276	91.08%
227	R1719560090	2041	12/24/2020	\$605,600	\$664,868	\$664,868	91.09%
228	R9511770400	2041	11/20/2020	\$577,900	\$633,996	\$633,996	91.15%
229	R6042370240	1537	9/20/2021	\$620,200	\$679,964	\$679,964	91.21%
230	R2037780200	2041	10/13/2020	\$673,200	\$737,239	\$737,239	91.31%
231	R2037750140	2041	9/17/2021	\$644,400	\$705,488	\$705,488	91.34%
232	R8316520090	2041	10/5/2020	\$664,400	\$726,414	\$726,414	91.46%
233	R2336020095	2041	6/21/2021	\$586,300	\$640,970	\$640,970	91.47%
234	R1309970200	2041	10/9/2020	\$642,400	\$702,145	\$702,145	91.49%
235	R2037990130	2041	12/18/2020	\$705,800	\$769,838	\$769,838	91.68%
236	R6042370720	1537	9/30/2021	\$607,500	\$662,063	\$662,063	91.76%
237	R1719560110	2041	10/21/2020	\$582,100	\$634,084	\$634,084	91.80%
238	R4558290030	2041	2/26/2021	\$671,600	\$731,389	\$731,389	91.83%
239	R3856001020	2041	4/12/2021	\$565,700	\$615,188	\$615,188	91.96%
240	R7475750015	2041	11/12/2020	\$548,900	\$596,793	\$596,793	91.98%
241	R0525070030	2041	7/9/2021	\$634,700	\$689,300	\$689,300	92.08%
242	R2039100695	2041	1/13/2021	\$604,500	\$655,731	\$655,731	92.19%
243	R5279760400	2041	7/9/2021	\$535,100	\$579,180	\$579,180	92.39%
244	R9511770440	2041	5/3/2021	\$636,600	\$688,942	\$688,942	92.40%
245	S0632110100	2041	12/11/2020	\$621,900	\$672,856	\$672,856	92.43%
246	R7412510080	2041	3/15/2021	\$548,900	\$593,812	\$593,812	92.44%
247	R6925220045	2041	2/12/2021	\$544,500	\$588,836	\$588,836	92.47%
248	R3243000180	2041	5/8/2021	\$680,200	\$735,500	\$735,500	92.48%
249	R6042340330	1537	4/27/2021	\$561,400	\$606,769	\$606,769	92.52%
250	R2892970120	2041	2/19/2021	\$698,700	\$755,131	\$755,131	92.53%
251	R6983120160	26	3/5/2021	\$540,900	\$584,192	\$584,192	92.59%
252	R8226690090	2041	12/21/2020	\$579,500	\$625,691	\$625,691	92.62%
253	R1955010372	2041	11/20/2020	\$626,000	\$675,570	\$675,570	92.66%
254	R1719560160	2041	10/2/2020	\$654,900	\$706,675	\$706,675	92.67%
255	R6042401500	1537	3/12/2021	\$556,300	\$600,139	\$600,139	92.70%
256	R6042402120	1537	10/21/2020	\$579,300	\$624,896	\$624,896	92.70%
257	R5299001120	2041	12/10/2020	\$572,600	\$617,352	\$617,352	92.75%
258	R2940730100	26	11/4/2020	\$627,000	\$675,026	\$675,026	92.89%
259	R8112005828	2041	9/2/2021	\$693,600	\$746,446	\$746,446	92.92%
260	R5125660520	2041	12/14/2020	\$613,800	\$658,398	\$658,398	93.23%
261	R2322810170	2041	2/12/2021	\$574,100	\$615,777	\$615,777	93.23%
262	R7100470140	2041	11/17/2020	\$623,700	\$668,054	\$668,054	93.36%
263	R2038000070	2041	10/26/2020	\$660,700	\$707,217	\$707,217	93.42%
264	R9511770480	2041	3/21/2021	\$552,300	\$590,548	\$590,548	93.52%
265	R8930000235	2041	3/17/2021	\$572,900	\$612,324	\$612,324	93.56%
266	R3482210020	2041	7/30/2021	\$539,500	\$576,359	\$576,359	93.60%
267	R9242370752	2041	6/24/2021	\$578,800	\$617,899	\$617,899	93.67%
268	R3046640285	2041	6/11/2021	\$538,000	\$573,571	\$573,571	93.80%
269	R5782210100	2041	2/19/2021	\$605,300	\$645,289	\$645,289	93.80%
270	R6042401040	1537	11/20/2020	\$560,700	\$597,619	\$597,619	93.82%
271	R8074770100	2041	10/30/2020	\$641,300	\$683,325	\$683,325	93.85%
272	R1525770330	2041	10/9/2020	\$542,800	\$577,919	\$577,919	93.92%
273	R9539500177	2041	5/31/2021	\$634,700	\$675,237	\$675,237	94.00%
274	R9511770120	2041	8/25/2021	\$643,900	\$684,737	\$684,737	94.04%
275	R2037750200	2041	10/16/2020	\$656,700	\$697,644	\$697,644	94.13%
276	R8226680060	2041	9/2/2021	\$612,500	\$649,344	\$649,344	94.33%
277	R7824180300	2041	10/7/2020	\$535,700	\$567,890	\$567,890	94.33%
278	R2777510033	2041	10/30/2020	\$559,900	\$593,367	\$593,367	94.36%
279	R0908490020	2041	10/16/2020	\$617,900	\$654,605	\$654,605	94.39%
280	R6042400400	1537	10/26/2020	\$683,200	\$723,701	\$723,701	94.40%
281	R1525600250	2041	4/2/2021	\$584,400	\$619,026	\$619,026	94.41%
282	R4954140120	2041	3/31/2021	\$576,800	\$610,949	\$610,949	94.41%
283	R8186120020	2041	7/13/2021	\$558,600	\$591,294	\$591,294	94.47%
284	R7074650190	2041	6/21/2021	\$650,500	\$687,974	\$687,974	94.55%
285	R9035050340	2041	9/20/2021	\$550,300	\$581,703	\$581,703	94.60%
286	R1640780110	26	12/11/2020	\$565,500	\$596,395	\$596,395	94.82%
287	R1079990080	2041	2/16/2021	\$590,900	\$623,104	\$623,104	94.83%
288	R1073790100	1537	11/5/2020	\$550,000	\$579,567	\$579,567	94.90%
289	R7284740190	2041	7/19/2021	\$656,800	\$691,326	\$691,326	95.01%
290	R4726000263	2041	8/2/2021	\$586,100	\$616,709	\$616,709	95.04%
291	R4726000265	2041	8/2/2021	\$586,100	\$616,709	\$616,709	95.04%
292	R5125350250	2041	11/6/2020	\$650,900	\$684,314	\$684,314	95.12%
293	R3482220200	2041	8/6/2021	\$533,800	\$561,195	\$561,195	95.12%
294	R8528680140	2041	9/10/2021	\$621,900	\$653,712	\$653,712	95.13%
295	R6042340020	1537	8/25/2021	\$532,600	\$559,536	\$559,536	95.19%
296	R1625504540	2041	9/21/2021	\$557,000	\$585,096	\$585,096	95.20%
297	R6042401460	1537	11/13/2020	\$547,800	\$575,324	\$575,324	95.22%
298	R2884010325	2041	8/30/2021	\$597,500	\$627,094	\$627,094	95.28%

3/28/2022 10:05 PM

Boise Independent #1 - See Secondary Category(ies) Section below for details.

299	R7923320092	2041	3/19/2021	\$603,700	\$633,561	\$633,561	95.29%
300	R7074620200	2041	7/1/2021	\$605,300	\$635,108	\$635,108	95.31%
301	R5125450100	2041	5/12/2021	\$625,400	\$656,095	\$656,095	95.32%
302	R6042400120	1537	10/6/2020	\$568,000	\$595,654	\$595,654	95.36%
303	R7845070060	2041	5/14/2021	\$548,600	\$575,242	\$575,242	95.37%
304	R2037780120	2041	6/26/2021	\$652,100	\$683,616	\$683,616	95.39%
305	R0820240020	2041	1/13/2020	\$591,700	\$620,162	\$620,162	95.41%
306	R8048013070	2041	4/26/2021	\$686,900	\$719,794	\$719,794	95.43%
307	R1580361538	2041	11/13/2020	\$625,200	\$654,823	\$654,823	95.48%
308	R0425670040	2041	1/19/2020	\$551,500	\$577,337	\$577,337	95.52%
309	R7074660690	2041	10/2/2020	\$675,200	\$706,675	\$706,675	95.55%
310	R2940720190	26	10/9/2020	\$609,300	\$637,332	\$637,332	95.60%
311	R6042250730	1537	11/2/2020	\$710,300	\$742,848	\$742,848	95.62%
312	R1719580130	2041	6/30/2021	\$608,400	\$635,692	\$635,692	95.71%
313	R8461280020	2041	9/17/2021	\$633,900	\$662,055	\$662,055	95.75%
314	R9539500151	2041	1/13/2020	\$540,800	\$564,798	\$564,798	95.75%
315	R2847270190	1537	8/19/2021	\$543,000	\$566,676	\$566,676	95.82%
316	R4576240120	2041	2/25/2021	\$695,800	\$725,881	\$725,881	95.86%
317	R6042401100	1537	11/18/2020	\$553,900	\$577,789	\$577,789	95.87%
318	R1516100042	2041	12/21/2020	\$542,400	\$565,688	\$565,688	95.88%
319	R6290500120	2041	11/27/2020	\$693,400	\$722,770	\$722,770	95.94%
320	R6042400200	1537	10/9/2020	\$647,700	\$675,031	\$675,031	95.95%
321	R1719450220	2041	8/25/2021	\$604,200	\$629,578	\$629,578	95.97%
322	R2038000370	2041	8/18/2021	\$661,000	\$688,739	\$688,739	95.97%
323	R8048680670	2041	4/5/2021	\$590,000	\$614,570	\$614,570	96.00%
324	R9437750100	2041	8/6/2021	\$562,500	\$585,773	\$585,773	96.03%
325	R8461270170	2041	8/13/2021	\$625,400	\$651,209	\$651,209	96.04%
326	R6026000100	2041	10/21/2020	\$695,500	\$723,828	\$723,828	96.09%
327	R0879510580	2041	10/26/2020	\$638,800	\$664,678	\$664,678	96.11%
328	R9227790050	2041	10/2/2020	\$554,000	\$576,103	\$576,103	96.16%
329	R2858000455	2041	10/23/2020	\$553,800	\$575,866	\$575,866	96.17%
330	R2858000940	2041	11/20/2020	\$644,800	\$670,373	\$670,373	96.19%
331	R1719490240	2041	9/20/2021	\$643,100	\$668,094	\$668,094	96.26%
332	R8048680310	2041	11/23/2020	\$538,500	\$559,180	\$559,180	96.30%
333	R9473790050	1537	12/11/2020	\$567,100	\$588,749	\$588,749	96.32%
334	R2859020020	2041	12/21/2020	\$627,600	\$651,551	\$651,551	96.32%
335	R8079550570	2041	11/20/2020	\$590,900	\$613,105	\$613,105	96.38%
336	R2884010210	2041	10/15/2020	\$652,400	\$676,800	\$676,800	96.39%
337	R5350500140	2041	12/21/2020	\$546,300	\$566,698	\$566,698	96.40%
338	R1132250305	2041	10/27/2020	\$630,000	\$653,442	\$653,442	96.41%
339	R8226700370	2041	10/29/2020	\$675,500	\$700,445	\$700,445	96.44%
340	R2825370860	2041	3/9/2021	\$558,200	\$578,758	\$578,758	96.45%
341	R4207720060	2041	10/30/2020	\$658,600	\$682,372	\$682,372	96.52%
342	R6876000660	2041	1/15/2021	\$690,800	\$715,340	\$715,340	96.57%
343	R6885600140	1537	10/7/2020	\$542,200	\$561,126	\$561,126	96.63%
344	R0923320030	2041	5/11/2021	\$694,700	\$718,729	\$718,729	96.66%
345	R3650760290	26	10/9/2020	\$548,300	\$567,117	\$567,117	96.68%
346	R3856000610	2041	4/16/2021	\$584,000	\$603,851	\$603,851	96.71%
347	R2336000560	2041	1/18/2021	\$609,400	\$630,083	\$630,083	96.72%
348	R3616500285	2041	12/3/2020	\$596,000	\$616,200	\$616,200	96.72%
349	R5125640230	2041	10/28/2020	\$549,400	\$567,920	\$567,920	96.74%
350	R8079550300	2041	10/28/2020	\$617,500	\$637,981	\$637,981	96.79%
351	R9238340100	2041	12/31/2020	\$533,100	\$550,505	\$550,505	96.84%
352	R3482170810	2041	8/20/2021	\$646,200	\$667,255	\$667,255	96.84%
353	R9511770560	2041	8/13/2021	\$552,000	\$569,808	\$569,808	96.87%
354	R1753011190	2041	12/23/2020	\$610,600	\$630,189	\$630,189	96.89%
355	R7406310230	26	2/11/2021	\$643,900	\$663,531	\$663,531	97.04%
356	R3050010050	2041	9/21/2021	\$640,200	\$659,706	\$659,706	97.04%
357	R0416210120	26	7/26/2021	\$554,200	\$571,033	\$571,033	97.05%
358	R2847200560	1537	10/28/2020	\$553,500	\$570,043	\$570,043	97.10%
359	S0630120642	2041	4/1/2021	\$659,800	\$678,976	\$678,976	97.18%
360	R1580890250	2041	8/19/2021	\$588,600	\$605,534	\$605,534	97.20%
361	R5679000350	2041	12/28/2020	\$539,600	\$555,036	\$555,036	97.22%
362	R5710490060	2041	3/15/2021	\$568,500	\$584,461	\$584,461	97.27%
363	R9242370812	2041	1/8/2021	\$566,100	\$581,250	\$581,250	97.39%
364	R6042400640	1537	10/8/2020	\$569,200	\$583,749	\$583,749	97.51%
365	R3610290540	1537	1/29/2021	\$633,200	\$648,113	\$648,113	97.70%
366	R1719450250	2041	7/30/2021	\$604,200	\$618,411	\$618,411	97.70%
367	R0925000370	2041	12/15/2020	\$680,600	\$695,782	\$695,782	97.82%
368	R1525790640	2041	10/2/2020	\$596,900	\$609,262	\$609,262	97.97%
369	R6042400780	1537	10/13/2020	\$589,200	\$601,242	\$601,242	98.00%
370	S1023120716	2041	10/14/2020	\$564,200	\$575,271	\$575,271	98.08%
371	R8266020120	2041	12/11/2020	\$560,200	\$570,908	\$570,908	98.12%
372	R1943002315	2041	4/7/2021	\$534,900	\$544,773	\$544,773	98.19%
373	R1943001150	2041	8/30/2021	\$552,000	\$561,780	\$561,780	98.26%

3/28/2022 10:05 PM

Boise Independent #1 - See Secondary Category(ies) Section below for details.

374	R6026020130	2041	10/16/2020	\$564,300	\$574,215	\$574,215	98.27%
375	R7476280010	2041	11/20/2020	\$536,400	\$545,652	\$545,652	98.30%
376	R6042400580	1537	11/9/2020	\$570,100	\$579,889	\$579,889	98.31%
377	R3641750058	2041	3/12/2021	\$656,500	\$667,655	\$667,655	98.33%
378	R76889250460	2041	11/25/2020	\$682,100	\$693,165	\$693,165	98.40%
379	R7997000234	2041	2/25/2021	\$662,100	\$672,641	\$672,641	98.43%
380	R1348750183	2041	11/13/2020	\$644,600	\$654,823	\$654,823	98.44%
381	R6876120030	2041	11/18/2020	\$558,800	\$567,481	\$567,481	98.47%
382	R7909030080	2041	8/13/2021	\$642,200	\$651,209	\$651,209	98.62%
383	R7467260140	2041	11/30/2020	\$690,700	\$700,287	\$700,287	98.63%
384	R0387030065	2041	11/16/2020	\$566,700	\$573,740	\$573,740	98.77%
385	R8763270182	2041	8/11/2021	\$552,500	\$558,624	\$558,624	98.90%
386	R8584500110	2041	8/4/2021	\$584,700	\$590,954	\$590,954	98.94%
387	R5710500220	2041	10/30/2020	\$608,600	\$615,088	\$615,088	98.95%
388	R8112008130	2041	12/15/2020	\$673,400	\$680,546	\$680,546	98.95%
389	R7977070100	2041	7/2/2021	\$669,700	\$676,620	\$676,620	98.98%
390	R2734250780	2041	8/13/2021	\$604,400	\$610,509	\$610,509	99.00%
391	R7909030810	2041	11/10/2020	\$536,900	\$542,297	\$542,297	99.00%
392	R1592020020	2041	7/8/2021	\$583,200	\$588,968	\$588,968	99.02%
393	R7697070010	2041	4/9/2021	\$656,300	\$662,581	\$662,581	99.05%
394	R2336002245	2041	12/21/2020	\$631,400	\$637,409	\$637,409	99.06%
395	R2039252358	2041	10/21/2020	\$647,800	\$653,849	\$653,849	99.07%
396	S0619244283	2041	12/15/2020	\$664,200	\$670,388	\$670,388	99.08%
397	R7100400420	2041	5/20/2021	\$684,500	\$690,808	\$690,808	99.09%
398	R4895012304	2041	10/15/2020	\$596,200	\$601,600	\$601,600	99.10%
399	R5887710030	2041	12/21/2020	\$620,700	\$626,297	\$626,297	99.11%
400	R3610291610	1537	8/31/2021	\$697,500	\$703,782	\$703,782	99.11%
401	R5855110020	2041	11/10/2020	\$650,600	\$655,581	\$655,581	99.24%
402	R8763270762	2041	8/25/2021	\$581,900	\$586,104	\$586,104	99.28%
403	R6042402100	1537	11/20/2020	\$620,300	\$623,499	\$623,499	99.49%
404	R6042400340	1537	12/23/2020	\$552,300	\$554,994	\$554,994	99.51%
405	R6042400980	1537	12/7/2020	\$637,100	\$639,418	\$639,418	99.64%
406	R2884060310	2041	11/3/2020	\$626,300	\$628,140	\$628,140	99.71%
407	R2107250020	2041	1/11/2021	\$563,400	\$564,788	\$564,788	99.75%
408	R6042250030	1537	5/6/2021	\$658,200	\$658,509	\$658,509	99.95%
409	R2825370220	2041	1/25/2021	\$689,400	\$689,626	\$689,626	99.97%
410	R7997040405	2041	1/5/2021	\$537,900	\$538,019	\$538,019	99.98%
411	R2336002270	2041	8/18/2021	\$646,600	\$646,605	\$646,605	100.00%
412	R2825370880	2041	2/1/2021	\$602,700	\$602,374	\$602,374	100.05%
413	R3641750030	2041	10/16/2020	\$596,300	\$595,681	\$595,681	100.10%
414	R6042400220	1537	11/16/2020	\$615,300	\$614,424	\$614,424	100.14%
415	R6042400480	1537	11/4/2020	\$595,200	\$594,269	\$594,269	100.16%
416	R5299000370	2041	8/20/2021	\$648,200	\$647,035	\$647,035	100.18%
417	R5731260010	2041	1/27/2021	\$660,400	\$659,068	\$659,068	100.20%
418	R1719580120	2041	6/24/2021	\$567,400	\$566,080	\$566,080	100.23%
419	R6042400100	1537	10/6/2020	\$625,600	\$622,734	\$622,734	100.46%
420	R7638150060	2041	4/23/2021	\$539,300	\$536,824	\$536,824	100.46%
421	R1079990090	2041	2/22/2021	\$613,000	\$610,146	\$610,146	100.47%
422	R5125660550	2041	3/9/2021	\$674,500	\$670,438	\$670,438	100.61%
423	R1943000365	2041	1/19/2021	\$658,100	\$654,094	\$654,094	100.61%
424	R1525770030	2041	4/15/2021	\$663,100	\$658,939	\$658,939	100.63%
425	R6026000070	2041	3/19/2021	\$685,400	\$681,078	\$681,078	100.63%
426	R5854000101	2041	6/11/2021	\$651,800	\$647,532	\$647,532	100.66%
427	R3610301050	1537	10/30/2020	\$531,200	\$527,672	\$527,672	100.67%
428	R1624000558	2041	11/20/2020	\$559,800	\$556,046	\$556,046	100.68%
429	R6042370700	1537	9/30/2021	\$592,200	\$588,067	\$588,067	100.70%
430	S0514417770	2041	10/28/2020	\$673,500	\$668,765	\$668,765	100.71%
431	R6042400560	1537	11/25/2020	\$608,200	\$603,721	\$603,721	100.74%
432	R6042400080	1537	10/1/2020	\$685,700	\$680,011	\$680,011	100.84%
433	R7909030250	2041	4/2/2021	\$627,000	\$621,785	\$621,785	100.84%
434	R6042401340	1537	8/12/2021	\$534,400	\$529,594	\$529,594	100.91%
435	R5125520280	2041	11/6/2020	\$568,700	\$563,243	\$563,243	100.97%
436	R2734251150	2041	12/3/2020	\$569,900	\$563,823	\$563,823	101.08%
437	R3046640190	2041	2/12/2021	\$542,800	\$536,880	\$536,880	101.10%
438	R5315010732	2041	2/9/2021	\$578,800	\$572,238	\$572,238	101.15%
439	R5299001050	2041	5/5/2021	\$690,800	\$682,636	\$682,636	101.20%
440	R6885620180	1537	12/11/2020	\$568,500	\$561,121	\$561,121	101.31%
441	R1035220500	20	2/1/2021	\$590,000	\$582,120	\$582,120	101.35%
442	S0628336397	2041	2/25/2021	\$549,400	\$541,915	\$541,915	101.38%
443	R5125420140	2041	8/31/2021	\$678,200	\$668,553	\$668,553	101.44%
444	R2825370900	2041	3/10/2021	\$600,400	\$591,849	\$591,849	101.44%
445	R5350500190	2041	10/15/2020	\$545,500	\$537,143	\$537,143	101.56%
446	R6122900100	2041	5/24/2021	\$541,100	\$532,563	\$532,563	101.60%
447	R6026000085	2041	7/12/2021	\$597,000	\$586,808	\$586,808	101.74%
448	R2825370920	2041	3/9/2021	\$603,300	\$592,393	\$592,393	101.84%

3/28/2022 10:05 PM

Boise Independent #1 - See Secondary Category(ies) Section below for details.

449	R7909030710	2041	2/10/2021	\$667,600	\$655,466	\$655,466	101.85%
450	R1656360020	2041	10/27/2020	\$641,200	\$629,004	\$629,004	101.94%
451	R9511770520	2041	12/21/2020	\$592,800	\$581,087	\$581,087	102.02%
452	R7807670210	2041	5/20/2021	\$690,500	\$676,814	\$676,814	102.02%
453	R6042250580	1537	4/20/2021	\$695,300	\$681,346	\$681,346	102.05%
454	R3610150710	1537	9/2/2021	\$673,200	\$659,334	\$659,334	102.10%
455	R8763270340	2041	3/18/2021	\$622,100	\$608,497	\$608,497	102.24%
456	R6042400240	1537	12/23/2020	\$577,300	\$564,548	\$564,548	102.26%
457	R8763270310	2041	7/30/2021	\$548,400	\$535,957	\$535,957	102.32%
458	R1079990120	2041	2/26/2021	\$578,400	\$565,164	\$565,164	102.34%
459	R6885620120	1537	11/13/2020	\$570,500	\$557,436	\$557,436	102.34%
460	R2734160060	2041	4/30/2021	\$540,300	\$527,915	\$527,915	102.35%
461	R2825370940	2041	3/15/2021	\$603,600	\$589,136	\$589,136	102.46%
462	R1580800320	2041	7/16/2021	\$656,400	\$640,615	\$640,615	102.46%
463	R1719590200	2041	11/23/2020	\$547,000	\$533,579	\$533,579	102.52%
464	R9227680070	2041	9/15/2021	\$611,300	\$596,227	\$596,227	102.53%
465	R3050960070	2041	10/15/2020	\$549,800	\$536,068	\$536,068	102.56%
466	R8048190070	1537	9/23/2021	\$622,200	\$605,972	\$605,972	102.68%
467	R6042370040	1537	8/16/2021	\$697,600	\$677,829	\$677,829	102.92%
468	R0843350220	2041	9/28/2021	\$536,200	\$520,870	\$520,870	102.94%
469	R9511770500	2041	11/13/2020	\$554,600	\$538,427	\$538,427	103.00%
470	R7909030860	2041	5/13/2021	\$620,600	\$602,344	\$602,344	103.03%
471	R7074630170	2041	12/29/2020	\$538,700	\$522,839	\$522,839	103.03%
472	R2825370140	2041	8/23/2021	\$691,800	\$671,282	\$671,282	103.06%
473	R1516350020	2041	3/31/2021	\$530,900	\$515,114	\$515,114	103.06%
474	R8227280300	2041	9/10/2021	\$703,200	\$682,273	\$682,273	103.07%
475	R1943002639	2041	2/8/2021	\$595,200	\$577,195	\$577,195	103.12%
476	R2082151200	15	3/26/2021	\$594,000	\$576,000	\$576,000	103.13%
477	R8511280850	26	7/30/2021	\$604,200	\$585,430	\$585,430	103.21%
478	R6885620560	1537	11/6/2020	\$549,800	\$532,397	\$532,397	103.27%
479	R6120510090	2041	9/8/2021	\$681,900	\$659,683	\$659,683	103.37%
480	R6885620440	1537	10/9/2020	\$567,500	\$548,429	\$548,429	103.48%
481	R5125660600	2041	5/27/2021	\$651,900	\$629,626	\$629,626	103.54%
482	R6042401880	1537	2/17/2021	\$531,100	\$512,392	\$512,392	103.65%
483	R6042250060	1537	5/28/2021	\$690,400	\$664,139	\$664,139	103.95%
484	R6042400320	1537	1/19/2021	\$592,300	\$569,706	\$569,706	103.97%
485	R9238340200	2041	4/9/2021	\$537,900	\$516,813	\$516,813	104.08%
486	R2037780080	2041	8/9/2021	\$706,300	\$678,117	\$678,117	104.16%
487	R9749730040	2041	10/5/2020	\$655,600	\$628,836	\$628,836	104.26%
488	R1035130290	2041	7/19/2021	\$608,600	\$583,046	\$583,046	104.38%
489	R7638150020	2041	6/4/2021	\$539,300	\$516,506	\$516,506	104.41%
490	R6042370680	1537	9/28/2021	\$651,900	\$624,186	\$624,186	104.44%
491	R3610310670	1537	11/19/2020	\$542,400	\$519,106	\$519,106	104.49%
492	R8223000240	1537	7/23/2021	\$564,600	\$539,414	\$539,414	104.67%
493	R6042371300	1537	9/14/2021	\$566,100	\$540,654	\$540,654	104.71%
494	R6042401900	1537	1/29/2021	\$540,900	\$516,443	\$516,443	104.74%
495	R1431970390	26	3/10/2021	\$554,000	\$526,088	\$526,088	105.31%
496	R3817000098	2041	9/7/2021	\$636,800	\$604,603	\$604,603	105.33%
497	R6042402080	1537	1/26/2021	\$542,900	\$514,751	\$514,751	105.47%
498	R8763270512	2041	8/2/2021	\$577,200	\$546,734	\$546,734	105.57%
499	R8048670390	2041	9/8/2021	\$660,700	\$623,838	\$623,838	105.91%
500	R7334000308	2041	7/15/2021	\$540,100	\$509,954	\$509,954	105.91%
501	R2039251020	2041	11/10/2020	\$589,600	\$555,933	\$555,933	106.06%
502	R2847220070	1537	10/26/2020	\$537,000	\$505,155	\$505,155	106.30%
503	R4432510262	2041	6/28/2021	\$559,800	\$526,387	\$526,387	106.35%
504	R2082151100	15	4/9/2021	\$582,000	\$547,080	\$547,080	106.38%
505	R2336002230	2041	8/6/2021	\$632,300	\$594,253	\$594,253	106.40%
506	R4221301350	1537	9/15/2021	\$600,800	\$564,639	\$564,639	106.40%
507	R9227870110	2041	7/14/2021	\$616,100	\$577,363	\$577,363	106.71%
508	R1943000020	2041	4/29/2021	\$641,800	\$601,169	\$601,169	106.76%
509	R2825370540	2041	9/7/2021	\$694,300	\$649,000	\$649,000	106.98%
510	R2039251810	2041	5/11/2021	\$583,900	\$545,769	\$545,769	106.99%
511	R6121320120	2041	9/21/2021	\$611,200	\$571,117	\$571,117	107.02%
512	R3856000560	2041	11/30/2020	\$573,100	\$535,513	\$535,513	107.02%
513	R9511770820	2041	5/26/2021	\$569,000	\$531,298	\$531,298	107.10%
514	R3856001950	2041	12/16/2020	\$706,500	\$659,625	\$659,625	107.11%
515	R7909070920	2041	9/7/2021	\$555,400	\$518,288	\$518,288	107.16%
516	R6042401080	1537	3/25/2021	\$546,100	\$509,529	\$509,529	107.18%
517	R5125250162	2041	4/7/2021	\$540,200	\$503,572	\$503,572	107.27%
518	R7958770140	26	8/27/2021	\$681,500	\$634,852	\$634,852	107.35%
519	R8532550100	2041	8/23/2021	\$606,800	\$564,517	\$564,517	107.49%
520	R6042401360	1537	2/17/2021	\$541,500	\$502,719	\$502,719	107.71%
521	R9511770880	2041	5/28/2021	\$564,800	\$524,119	\$524,119	107.76%
522	R2336001770	2041	8/6/2021	\$662,400	\$612,809	\$612,809	108.09%
523	R8394770010	2041	7/16/2021	\$577,400	\$533,122	\$533,122	108.31%

3/28/2022 10:05 PM

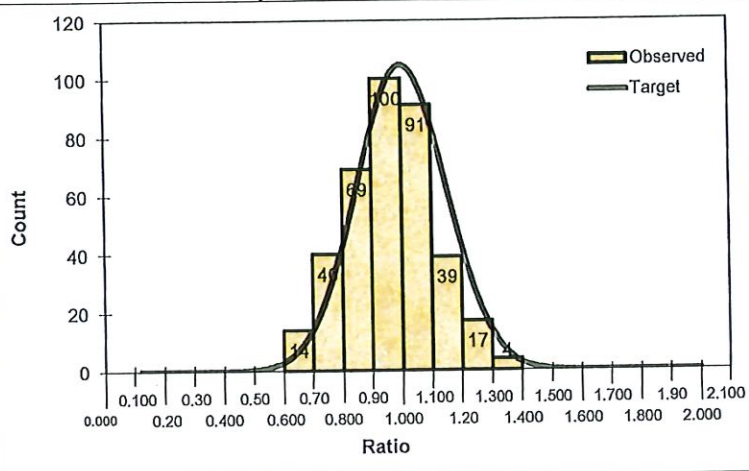
Boise Independent #1 - See Secondary Category(ies) Section below for details.

524	R3958360040	2041	5/26/2021	\$554,600	\$512,042	\$512,042	108.31%
525	R3729000150	2041	12/15/2020	\$645,200	\$594,208	\$594,208	108.58%
526	R6042400460	1537	3/2/2021	\$605,700	\$557,701	\$557,701	108.61%
527	R9511770800	2041	5/25/2021	\$564,800	\$519,474	\$519,474	108.73%
528	R2336001215	2041	5/20/2021	\$668,000	\$614,326	\$614,326	108.74%
529	R5098220120	2041	12/4/2020	\$535,100	\$490,968	\$490,968	108.99%
530	S0629325417	2041	5/20/2021	\$652,300	\$598,483	\$598,483	108.99%
531	R9516000045	2041	9/28/2021	\$666,400	\$610,998	\$610,998	109.07%
532	R1073790330	1537	6/29/2021	\$600,600	\$550,591	\$550,591	109.08%
533	R1126001635	2041	9/3/2021	\$568,800	\$518,998	\$518,998	109.60%
534	R8511280750	26	9/17/2021	\$667,000	\$606,956	\$606,956	109.89%
535	R7923290220	2041	7/8/2021	\$624,300	\$567,933	\$567,933	109.92%
536	R6120510205	2041	10/16/2020	\$572,800	\$520,550	\$520,550	110.04%
537	R7909020120	2041	8/4/2021	\$659,900	\$599,080	\$599,080	110.15%
538	R6042400760	1537	1/28/2021	\$640,400	\$578,931	\$578,931	110.62%
539	R3719191160	2041	6/24/2021	\$546,500	\$493,467	\$493,467	110.75%
540	R6042402060	1537	3/9/2021	\$552,300	\$498,268	\$498,268	110.84%
541	R1516270012	2041	5/3/2021	\$640,400	\$576,614	\$576,614	111.06%
542	R6042402040	1537	2/17/2021	\$543,500	\$488,448	\$488,448	111.27%
543	R6042401060	1537	3/30/2021	\$599,200	\$537,862	\$537,862	111.40%
544	R9846700130	2041	9/22/2021	\$681,600	\$611,149	\$611,149	111.53%
545	R3610190740	1537	8/16/2021	\$588,000	\$526,840	\$526,840	111.61%
546	R1955010896	2041	10/29/2020	\$533,800	\$477,251	\$477,251	111.85%
547	R8930000386	2041	3/17/2021	\$533,300	\$476,044	\$476,044	112.03%
548	R5793080100	2041	5/28/2021	\$615,900	\$549,516	\$549,516	112.08%
549	R1955010894	2041	11/18/2020	\$535,300	\$473,768	\$473,768	112.99%
550	R7074680050	2041	11/2/2020	\$692,900	\$612,867	\$612,867	113.06%
551	R7100470090	2041	10/1/2020	\$653,000	\$576,741	\$576,741	113.22%
552	R5315010476	2041	4/5/2021	\$618,500	\$545,775	\$545,775	113.33%
553	R2039252740	2041	3/5/2021	\$531,100	\$462,446	\$462,446	114.85%
554	R1431970410	26	8/16/2021	\$583,300	\$503,298	\$503,298	115.90%
555	R6042401120	1537	5/28/2021	\$603,500	\$519,838	\$519,838	116.09%
556	R5299000970	2041	6/9/2021	\$656,400	\$565,121	\$565,121	116.15%
557	R1525770170	2041	4/2/2021	\$614,400	\$526,126	\$526,126	116.78%
558	R6042250130	1537	8/30/2021	\$615,500	\$522,523	\$522,523	117.79%
559	R7958770190	26	9/10/2021	\$708,000	\$598,972	\$598,972	118.20%
560	R7406000570	2041	9/30/2021	\$591,400	\$498,494	\$498,494	118.64%
561	R5864321480	2041	3/4/2021	\$531,700	\$432,454	\$432,454	122.95%
562	R6635500471	2041	5/28/2021	\$536,600	\$432,383	\$432,383	124.10%
563	R3369410900	20	5/20/2021	\$600,000	\$483,000	\$483,000	124.22%
564	R1624000550	2041	9/10/2021	\$558,400	\$449,031	\$449,031	124.36%
565	R6744100190	2041	8/26/2021	\$578,000	\$462,500	\$462,500	124.97%
566	R9227760150	2041	3/15/2021	\$552,400	\$441,852	\$441,852	125.02%
567	R7807370120	2041	3/12/2021	\$650,300	\$517,620	\$517,620	125.63%
568	R5207000246	2041	12/24/2020	\$595,100	\$473,467	\$473,467	125.69%
569	R1955010948	2041	4/21/2021	\$534,100	\$424,736	\$424,736	125.75%
570	R1798500562	2041	8/5/2021	\$604,300	\$479,710	\$479,710	125.97%
571	R3616700240	2041	5/14/2021	\$615,900	\$486,743	\$486,743	126.53%
572	R1955010944	2041	4/29/2021	\$534,100	\$421,626	\$421,626	126.68%
573	R2373370150	2041	10/15/2020	\$550,700	\$424,343	\$424,343	129.78%

Boise Independent #1 - See Secondary Category(ies) Section below for details.

Boise Independent #1	See Secondary Category(ies) Section below for details.	Combined Categories	TIME PERIOD STUDIED	
RATIO STUDY Not Official until 'FINAL' dated & initialed	Using 2021 Assessed Values	Assessment Date:	From:	To:
		01/01/2021	10/01/2020	09/30/2021
Sales Price is Time Adjusted	Time Adjustment Considered, but not Applied.			

SAMPLE STATISTICS	
Sample size (n)	374
Total Assessed Value	\$353,862,000
Total Adjusted Sales Price	\$377,729,732
Mean Assessed Value	\$946,155
Mean Adjusted Sales Price	\$1,009,973
Standard Deviation AV	\$240,041
Standard Deviation SP	\$323,352
Median Assessed Value	\$857,600
Median Sales Price	\$930,791
ASSESSMENT LEVEL	
Arithmetic Mean Ratio	96.13%
Median Ratio	97.01%
Weighted Mean Ratio	93.68%
Geometric Mean Ratio	95.02%
UNIFORMITY	
Lowest Ratio	60.27%
Highest Ratio	138.95%
Coefficient of Dispersion	11.87%
Standard Deviation	14.48%
Coefficient of Variation	15.07%
Price-Related Bias	-0.1488
Price-Related Differential	1.03
T-Score: -7.0645	
RELIABILITY	
90% Confidence Intervals:	Lower Upper
Around the Mean	94.90% 97.36%
Around the Median	95.32% 98.23%
Around the Weighted Mean	92.29% 95.07%
Around the COD	10.98% 12.92%
Around the PRB	-0.1901 -0.1075
Probability True Mean 90-110	Approx. 100%
80% Confidence Intervals:	Lower Upper
Around the Mean	95.17% 97.09%
Around the Median	95.79% 98.05%
Around the Weighted Mean	92.60% 94.76%
NORMALITY Test Results:	
Chi Square Test	Normal
Binomial Test	N/A
i.e., Insufficient evidence of Non-Normality	
Mann-Whitney Test	-8.7122
Significance of Value Related Inequity - Strong	
D'Agostino-Pearson	Normal
Shapiro-Wilk W	N/A
Kurtosis (2.5 - 4) = 2.84	Acceptable
Skew (-0.5 - 1) = 0.06	Acceptable
COD Standard	Maximum
See Secondary Category(ies) Section	15.00%



Compliance Checks:	
Level:	Compliance Met?
90% Confidence Interval:	<input type="checkbox"/> YES <input type="checkbox"/> NO
80% Confidence Interval:	<input type="checkbox"/> YES <input type="checkbox"/> NO
Uniformity:	COD Standards met? N/A
	COD: Very Good
	COV: Good
	PRD: No Observed Bias
	PRB: Unacceptable Bias towards High Priced

COMMENTS:
Residential
 Value Group: 5

No data 'lost' to trim.
 Outliers Reviewed using Std. Score 3 Std Dev.
 Below 0.5268 (0 sales) and Above 1.3958 (0 sales)

Secondary Category(ies) with sales		
Count	Category	Description
18	26	Res Condominiums
2	1234	Improved Rural Res Tract
56	1537	Improved Rural Res Sub
298	2041	Improved Urban Res

COV/COD	
Expected	125%
Observed	127%

PRELIMINARY
 FINAL

Date	Analyst
3/28/2022	Jase Cundick

Price Related Bias Exists
 PRB is SIGNIFICANT @ 90%

Boise Independent #1 - See Secondary Category(ies) Section below for details.

Boise Independent #1

Time Adjustment Review

Time Adjustment APPLIED: 0.00%

NONE Time

	<u>Original</u>	<u>Residual</u>
Quarterly GeoMean	0.12%	0.12%
Quarterly Averages	0.46%	0.46%
Quarterly Medians	0.15%	0.15%
Slope Results	0.40%	0.40%

Sales Ratios (Before)


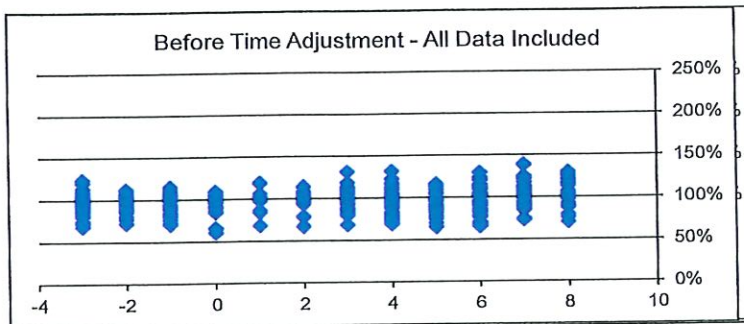
	<u>Counts</u>	<u>Average</u>	<u>Median</u>
1st 3 Mos.	113	95.44%	97.17%
2nd 3 Mos.	57	94.96%	98.02%
3rd 3 Mos.	105	94.45%	93.25%
4th 3 Mos.	99	99.37%	98.45%

Combined Categories

<u>Category</u>	<u>Sales Count</u>	
26	18	Res Condominiums
1234	2	Improved Rural Res Tract
1537	56	Improved Rural Res Sub
2041	298	Improved Urban Res

Time analysis was based on sales.

BEFORE



Sales Ratios (After)

	<u>Counts</u>	<u>Average</u>	<u>Median</u>
1st 3 Mos.	113	95.44%	97.17%
2nd 3 Mos.	57	94.96%	98.02%
3rd 3 Mos.	105	94.45%	93.25%
4th 3 Mos.	99	99.37%	98.45%

No Outliers Found

AFTER

Time Adjustment Considered,

Boise Independent #1 - See Secondary Category(ies) Section below for details.

Outlier Sales List	Parcel Number	Category	Sale Date	2021 Assessed Value	Sale Price	Adj. Sales Price	Adj. Ratio
--------------------	---------------	----------	-----------	---------------------	------------	------------------	------------

Boise Independent #1 - See Secondary Category(ies) Section below for details.

Active Sales List	Parcel Number	Category	Sale Date	2021 Assessed		Adj. Sales Price	Adj. Ratio
				Value	Sale Price		
	1 R3720200500		1537 01/05/2021	1,651,400	2,739,913	2,739,913	60.270%
	2 R7854360170		2041 01/25/2021	1,431,900	2,205,826	2,205,826	64.910%
	3 R7476300307		2041 06/21/2021	778,200	1,196,476	1,196,476	65.040%
	4 R9350000042		2041 07/22/2021	748,300	1,141,287	1,141,287	65.570%
	5 S0517233701		2041 01/20/2021	1,031,500	1,567,401	1,567,401	65.810%
	6 R9529190360		2041 03/31/2021	834,100	1,253,229	1,253,229	66.560%
	7 R8266000210		2041 07/12/2021	841,000	1,257,445	1,257,445	66.880%
	8 R5983350510		2041 03/16/2021	1,067,400	1,588,273	1,588,273	67.210%
	9 R8225100100		1537 10/20/2020	1,367,000	2,031,788	2,031,788	68.260%
	10 R0879510700		2041 04/06/2021	844,800	1,237,176	1,237,176	68.280%
	11 R6121330018		2041 02/19/2021	784,700	1,142,400	1,142,400	68.690%
	12 R1035160030		2041 07/27/2021	1,989,000	2,893,885	2,893,885	68.730%
	13 R5299000980		2041 05/28/2021	933,400	1,354,201	1,354,201	68.930%
	14 R5301000040		2041 06/03/2021	911,500	1,303,313	1,303,313	69.940%
	15 R3616620020		2041 07/09/2021	729,200	1,038,994	1,038,994	70.180%
	16 R5983870190		2041 05/21/2021	1,143,900	1,628,051	1,628,051	70.260%
	17 R3729750750		2041 12/29/2020	918,000	1,303,588	1,303,588	70.420%
	18 R5254360100		2041 05/03/2021	1,252,300	1,778,117	1,778,117	70.430%
	19 R5417190200		1537 09/28/2021	769,700	1,092,461	1,092,461	70.460%
	20 R8037310110		2041 07/15/2021	766,900	1,086,229	1,086,229	70.600%
	21 R8192150150		2041 05/13/2021	726,600	1,018,671	1,018,671	71.330%
	22 R3616300022		1537 11/16/2020	1,225,100	1,700,357	1,700,357	72.050%
	23 R6026010035		2041 10/13/2020	933,100	1,291,638	1,291,638	72.240%
	24 R1608460501		2041 12/30/2020	857,400	1,182,170	1,182,170	72.530%
	25 R6121330114		2041 10/02/2020	737,700	1,011,089	1,011,089	72.960%
	26 R3616540100		2041 08/28/2021	734,600	1,005,435	1,005,435	73.060%
	27 R0879510710		2041 05/07/2021	881,600	1,202,440	1,202,440	73.320%
	28 R6641110340		2041 08/10/2021	897,900	1,222,755	1,222,755	73.430%
	29 R2039252465		2041 08/20/2021	717,500	970,553	970,553	73.930%
	30 R9317310040		1537 08/19/2021	1,080,100	1,457,167	1,457,167	74.120%
	31 R9529180312		2041 10/15/2020	999,700	1,342,857	1,342,857	74.450%
	32 R6901200280		2041 06/15/2021	737,300	988,252	988,252	74.610%
	33 R7332920050		2041 05/19/2021	926,500	1,233,304	1,233,304	75.120%
	34 R6042250980		1537 06/16/2021	866,800	1,146,093	1,146,093	75.630%
	35 R0523750400		2041 05/24/2021	1,531,100	2,016,857	2,016,857	75.920%
	36 R1285650180		2041 09/16/2021	1,108,500	1,459,612	1,459,612	75.940%
	37 R7475830130		2041 05/24/2021	1,972,900	2,586,838	2,586,838	76.270%
	38 R1322140060		2041 09/24/2021	1,180,700	1,546,825	1,546,825	76.330%
	39 R0523750200		2041 12/01/2020	1,032,100	1,347,843	1,347,843	76.570%
	40 R8992000695		2041 07/19/2021	832,600	1,082,800	1,082,800	76.890%
	41 R6120403031		2041 11/10/2020	1,377,700	1,783,181	1,783,181	77.260%
	42 R1476180100		2041 07/23/2021	877,700	1,133,600	1,133,600	77.430%
	43 R1126190110		1537 05/20/2021	753,800	968,135	968,135	77.860%
	44 R1565230160		2041 05/26/2021	910,500	1,168,505	1,168,505	77.920%
	45 R5983900460		2041 07/07/2021	1,444,700	1,852,743	1,852,743	77.980%
	46 R7475330320		2041 03/22/2021	799,100	1,022,057	1,022,057	78.190%
	47 R1035150420		2041 06/04/2021	1,137,000	1,454,030	1,454,030	78.200%
	48 R3482160520		2041 07/07/2021	857,800	1,094,803	1,094,803	78.350%
	49 R8048730700		2041 03/12/2021	724,300	915,212	915,212	79.140%
	50 R1013005490		2041 09/15/2021	752,000	947,646	947,646	79.350%
	51 R0885710120		2041 05/13/2021	739,100	930,091	930,091	79.470%
	52 S0633233620		2041 05/06/2021	826,500	1,038,615	1,038,615	79.580%
	53 R1918000130		2041 04/16/2021	713,800	895,334	895,334	79.720%
	54 R6206430010		2041 12/03/2020	1,293,300	1,617,524	1,617,524	79.860%
	55 R1573720130		2041 05/25/2021	805,600	1,006,626	1,006,626	80.030%
	56 R1618170210		2041 04/16/2021	764,700	953,449	953,449	80.200%
	57 R2039252190		2041 05/21/2021	1,058,900	1,318,972	1,318,972	80.280%
	58 R5983350260		2041 10/30/2020	1,744,600	2,172,146	2,172,146	80.320%
	59 R1035140230		2041 10/30/2020	786,000	977,995	977,995	80.370%
	60 R0967630040		1537 11/18/2020	956,900	1,187,024	1,187,024	80.610%
	61 R7475380280		2041 06/15/2021	912,500	1,117,155	1,117,155	81.680%
	62 R2039250410		2041 10/29/2020	1,040,800	1,272,669	1,272,669	81.780%
	63 R8037310090		2041 05/14/2021	724,800	885,032	885,032	81.870%
	64 R5125340120		2041 04/20/2021	1,094,000	1,334,456	1,334,456	81.980%
	65 R9227660130		2041 12/18/2020	730,800	891,391	891,391	81.980%
	66 R1035200140		2041 04/29/2021	1,121,900	1,368,332	1,368,332	81.990%
	67 R0523690252		2041 07/08/2021	795,200	969,370	969,370	82.030%
	68 R3610300520		1537 05/14/2021	958,400	1,168,183	1,168,183	82.040%
	69 R2690380010		2041 06/03/2021	856,900	1,042,651	1,042,651	82.180%
	70 R3616700200		2041 10/30/2020	740,200	900,646	900,646	82.190%
	71 R1719460010		2041 10/08/2020	871,800	1,056,348	1,056,348	82.530%
	72 R7475380490		2041 04/07/2021	907,700	1,098,703	1,098,703	82.620%
	73 R1808500610		2041 05/11/2021	1,032,200	1,240,627	1,240,627	83.200%

3/28/2022 11:54 PM

Boise Independent #1 - See Secondary Category(ies) Section below for details.

74	R9048110090	2041	05/28/2021	1,092,100	1,310,517	1,310,517	83.330%
75	R3610350290	1537	12/02/2020	791,600	945,708	945,708	83.700%
76	R3610290480	1537	02/09/2021	894,200	1,067,076	1,067,076	83.800%
77	R9529210040	2041	06/25/2021	731,700	872,779	872,779	83.840%
78	R4313530055	1537	07/02/2021	923,300	1,099,843	1,099,843	83.950%
79	R3610350200	1537	02/11/2021	762,200	905,253	905,253	84.200%
80	R3616750122	2041	01/25/2021	1,361,300	1,616,465	1,616,465	84.210%
81	R3610290470	1537	12/04/2020	778,700	923,451	923,451	84.330%
82	R6901200230	2041	06/07/2021	821,500	973,900	973,900	84.350%
83	R2932730080	2041	08/05/2021	831,000	984,019	984,019	84.450%
84	R8020610160	2041	06/18/2021	730,200	856,985	856,985	85.210%
85	R3482100270	2041	10/02/2020	1,060,400	1,243,739	1,243,739	85.260%
86	R6120402430	2041	04/15/2021	883,700	1,035,216	1,035,216	85.360%
87	R3610290730	1537	11/13/2020	853,000	993,741	993,741	85.840%
88	R9227720125	2041	08/09/2021	855,700	996,750	996,750	85.850%
89	R3610350070	1537	02/01/2021	795,200	923,327	923,327	86.120%
90	R7475370240	2041	04/20/2021	855,900	993,378	993,378	86.160%
91	R8048690130	2041	01/21/2021	740,500	859,070	859,070	86.200%
92	R2039251095	2041	07/23/2021	749,800	869,702	869,702	86.210%
93	R3482160360	2041	07/15/2021	764,200	886,149	886,149	86.240%
94	R2690400035	2041	02/24/2021	1,237,700	1,432,162	1,432,162	86.420%
95	R8521310450	2041	04/07/2021	788,100	911,007	911,007	86.510%
96	R2336000185	2041	11/20/2020	989,900	1,143,168	1,143,168	86.590%
97	R6120520250	2041	10/16/2020	1,537,100	1,770,943	1,770,943	86.800%
98	R6120402240	2041	06/01/2021	869,700	1,001,044	1,001,044	86.880%
99	R0988260360	2041	10/28/2020	1,388,000	1,592,298	1,592,298	87.170%
100	R3482120480	2041	04/20/2021	1,008,700	1,155,941	1,155,941	87.260%
101	S0611449005	1234	10/19/2020	1,118,100	1,279,062	1,279,062	87.420%
102	R1035130235	2041	09/14/2021	865,700	988,038	988,038	87.620%
103	S0629417206	2041	11/25/2020	755,200	858,697	858,697	87.950%
104	R4671530920	2041	04/27/2021	712,100	809,025	809,025	88.020%
105	R7406000896	2041	06/16/2021	1,096,900	1,244,913	1,244,913	88.110%
106	R2690410320	2041	05/19/2021	735,600	833,864	833,864	88.220%
107	R8309620180	2041	12/04/2020	1,177,600	1,332,847	1,332,847	88.350%
108	R1317430130	2041	11/17/2020	1,151,600	1,302,758	1,302,758	88.400%
109	R7406000865	2041	08/18/2021	779,200	880,276	880,276	88.520%
110	R8227280330	2041	04/27/2021	737,100	831,498	831,498	88.650%
111	S1002233870	2041	11/12/2020	731,700	823,469	823,469	88.860%
112	R4432510320	2041	10/23/2020	735,300	826,475	826,475	88.970%
113	R1011870080	2041	05/14/2021	803,200	902,687	902,687	88.980%
114	R8222690010	2041	06/29/2021	906,400	1,018,042	1,018,042	89.030%
115	R1529160090	2041	12/31/2020	713,000	800,735	800,735	89.040%
116	R1529160110	2041	12/31/2020	713,000	800,735	800,735	89.040%
117	R1035150382	2041	08/26/2021	1,577,100	1,769,566	1,769,566	89.120%
118	R7475360250	2041	09/24/2021	838,100	939,843	939,843	89.170%
119	R1808500155	2041	01/15/2021	844,100	943,231	943,231	89.490%
120	R1035280080	26	10/23/2020	1,076,700	1,202,921	1,202,921	89.510%
121	R1523650030	2041	10/16/2020	719,800	803,901	803,901	89.540%
122	R2690390080	2041	09/10/2021	852,500	952,008	952,008	89.550%
123	R8123253302	2041	01/21/2021	1,764,300	1,963,589	1,963,589	89.850%
124	R9227660054	2041	06/11/2021	912,500	1,013,453	1,013,453	90.040%
125	R3482100410	2041	09/10/2021	1,071,800	1,190,010	1,190,010	90.070%
126	R3482100670	2041	05/12/2021	1,178,300	1,307,757	1,307,757	90.100%
127	R8036140120	2041	07/01/2021	839,800	931,492	931,492	90.160%
128	R8227280050	2041	05/14/2021	977,500	1,084,109	1,084,109	90.170%
129	R7475360530	2041	08/04/2021	764,400	845,393	845,393	90.420%
130	R3482100810	2041	08/31/2021	1,121,100	1,237,023	1,237,023	90.630%
131	R3482100400	2041	10/23/2020	940,400	1,034,427	1,034,427	90.910%
132	R6120402980	2041	11/12/2020	848,600	932,881	932,881	90.970%
133	R7641000401	2041	07/30/2021	825,700	907,003	907,003	91.040%
134	R7284390200	2041	12/02/2020	796,800	873,752	873,752	91.190%
135	R7284760080	2041	07/29/2021	715,400	784,041	784,041	91.250%
136	R1035200170	2041	01/08/2021	997,700	1,092,949	1,092,949	91.290%
137	R8266010005	2041	08/13/2021	894,400	976,814	976,814	91.560%
138	R3610350390	1537	06/11/2021	734,500	801,025	801,025	91.700%
139	R3482100330	2041	01/29/2021	1,055,500	1,149,060	1,149,060	91.860%
140	S1011449380	2041	10/05/2020	753,000	818,571	818,571	91.990%
141	R3610300620	1537	04/23/2021	751,200	813,357	813,357	92.360%
142	R2690340090	2041	08/16/2021	1,289,600	1,396,247	1,396,247	92.360%
143	R3482100090	2041	09/17/2021	1,083,400	1,170,589	1,170,589	92.550%
144	R3616350370	2041	09/01/2021	1,073,600	1,159,894	1,159,894	92.560%
145	R5207001600	2041	11/20/2020	1,044,900	1,127,682	1,127,682	92.660%
146	R2370330360	2041	11/16/2020	773,700	834,531	834,531	92.710%
147	R3616690010	2041	05/13/2021	986,900	1,062,961	1,062,961	92.840%
148	R3482160370	2041	07/20/2021	732,900	788,886	788,886	92.900%

3/28/2022 11:54 PM

Boise Independent #1 - See Secondary Category(ies) Section below for details.

149	R3482110180	2041	03/19/2021	1,312,000	1,411,536	1,411,536	92.950%
150	R0805500040	2041	05/19/2021	1,147,400	1,233,644	1,233,644	93.010%
151	R4303000380	2041	12/18/2020	822,600	883,794	883,794	93.080%
152	R3641500016	2041	10/02/2020	1,116,900	1,199,902	1,199,902	93.080%
153	R9227680055	2041	11/12/2020	784,800	842,839	842,839	93.110%
154	R7475370230	2041	03/26/2021	793,100	851,676	851,676	93.120%
155	R8037540490	2041	08/23/2021	1,198,000	1,286,476	1,286,476	93.120%
156	R6558140160	2041	03/17/2021	713,200	765,405	765,405	93.180%
157	R5731000012	2041	10/14/2020	929,300	996,778	996,778	93.230%
158	R9529200041	2041	04/27/2021	712,500	764,079	764,079	93.250%
159	R7475360100	2041	08/04/2021	773,200	827,336	827,336	93.460%
160	R9227720105	2041	08/06/2021	727,200	777,481	777,481	93.530%
161	R3616750260	2041	07/23/2021	795,000	849,785	849,785	93.550%
162	R3142220130	2041	12/18/2020	763,700	810,355	810,355	94.240%
163	R7132920010	2041	05/17/2021	1,413,500	1,496,366	1,496,366	94.460%
164	R1013008835	2041	10/29/2020	789,200	835,077	835,077	94.510%
165	R5134030091	2041	07/15/2021	735,600	777,387	777,387	94.620%
166	R1013005360	2041	03/02/2021	744,200	785,489	785,489	94.740%
167	R9227760035	2041	08/25/2021	733,800	774,494	774,494	94.750%
168	R8390000460	2041	10/05/2020	1,130,600	1,192,620	1,192,620	94.800%
169	R7475370190	2041	05/05/2021	960,100	1,011,907	1,011,907	94.880%
170	R7294500115	2041	08/27/2021	915,800	964,332	964,332	94.970%
171	R1035280020	26	10/07/2020	1,057,300	1,109,265	1,109,265	95.320%
172	R0786010310	2041	10/28/2020	759,000	796,043	796,043	95.350%
173	R1656350120	2041	10/27/2020	714,100	745,880	745,880	95.740%
174	R0805500180	2041	11/23/2020	893,300	932,830	932,830	95.760%
175	R3243000150	2041	07/29/2021	1,106,800	1,155,429	1,155,429	95.790%
176	R6961010100	1537	06/15/2021	947,100	988,252	988,252	95.840%
177	R1618490120	2041	04/12/2021	742,700	774,590	774,590	95.880%
178	R3482100160	2041	03/05/2021	1,082,300	1,126,884	1,126,884	96.040%
179	R3607210060	2041	01/08/2021	850,000	884,295	884,295	96.120%
180	R0805500050	2041	11/17/2020	1,101,700	1,145,385	1,145,385	96.190%
181	R7475370300	2041	05/05/2021	722,900	749,561	749,561	96.440%
182	R3616460190	2041	10/19/2020	1,094,500	1,134,566	1,134,566	96.470%
183	R8039100110	2041	10/22/2020	824,900	853,813	853,813	96.610%
184	R1601000190	2041	10/28/2020	842,500	870,456	870,456	96.790%
185	R6120402200	2041	01/29/2021	1,462,900	1,510,638	1,510,638	96.840%
186	R2343000415	2041	06/10/2021	731,700	755,393	755,393	96.860%
187	R8226700050	2041	10/13/2020	1,218,100	1,257,073	1,257,073	96.900%
188	S1011449625	2041	01/26/2021	968,200	996,841	996,841	97.130%
189	R1035280110	26	10/06/2020	1,026,200	1,056,124	1,056,124	97.170%
190	R1388470050	2041	10/13/2020	744,000	764,145	764,145	97.360%
191	R4615750040	2041	04/02/2021	901,200	924,400	924,400	97.490%
192	R0416210230	26	03/04/2021	769,800	788,675	788,675	97.610%
193	R3616251647	2041	05/19/2021	778,700	797,243	797,243	97.670%
194	R9227720120	2041	05/28/2021	733,900	751,363	751,363	97.680%
195	R0523750140	2041	02/18/2021	803,800	822,902	822,902	97.680%
196	R1035150530	2041	10/23/2020	1,057,600	1,082,415	1,082,415	97.710%
197	R7958770400	26	11/13/2020	718,500	733,276	733,276	97.980%
198	S1011346700	2041	03/01/2021	1,745,600	1,780,814	1,780,814	98.020%
199	R7475900320	2041	09/24/2021	998,100	1,018,163	1,018,163	98.030%
200	R0518000380	2041	02/19/2021	802,400	818,322	818,322	98.050%
201	R7284340800	2041	11/13/2020	952,100	969,682	969,682	98.190%
202	R8059180280	26	05/25/2021	929,200	946,176	946,176	98.210%
203	R8059150520	26	02/22/2021	844,600	859,924	859,924	98.220%
204	R8930000097	2041	03/15/2021	826,700	841,623	841,623	98.230%
205	R3482110310	2041	08/27/2021	1,131,200	1,150,068	1,150,068	98.360%
206	R6121310075	2041	08/02/2021	800,600	813,234	813,234	98.450%
207	R6492820090	2041	06/21/2021	798,300	810,432	810,432	98.500%
208	R1580540180	2041	06/16/2021	718,800	728,918	728,918	98.610%
209	R1640830140	26	12/29/2020	742,000	752,070	752,070	98.660%
210	R3856001870	2041	10/30/2020	1,342,100	1,360,157	1,360,157	98.670%
211	R9227100562	2041	11/06/2020	1,024,100	1,037,000	1,037,000	98.760%
212	R1126002615	2041	05/03/2021	764,100	773,289	773,289	98.810%
213	R3050010650	2041	11/02/2020	799,800	808,139	808,139	98.970%
214	R4613500020	2041	01/19/2021	754,700	762,290	762,290	99.000%
215	R1013008840	2041	12/16/2020	861,000	867,660	867,660	99.230%
216	R5134030221	2041	06/30/2021	816,600	822,161	822,161	99.320%
217	R1601070120	2041	10/02/2020	1,059,600	1,065,448	1,065,448	99.450%
218	R6907100010	2041	09/10/2021	986,500	991,675	991,675	99.480%
219	R8511281070	26	05/07/2021	1,084,100	1,088,836	1,088,836	99.560%
220	R8059180060	26	12/22/2020	758,800	761,968	761,968	99.580%
221	R4667310080	2041	04/08/2021	726,800	728,137	728,137	99.820%
222	R0843350530	2041	04/09/2021	734,500	735,693	735,693	99.840%
223	R8438590180	2041	09/03/2021	1,354,800	1,356,581	1,356,581	99.870%

3/28/2022 11:54 PM

Boise Independent #1 - See Secondary Category(ies) Section below for details.

224	R8059150460	26	04/16/2021	754,700	754,587	754,587	100.020%
225	R2105000220	2041	11/05/2020	1,122,500	1,122,253	1,122,253	100.020%
226	R5621510020	2041	11/16/2020	809,100	808,452	808,452	100.080%
227	R6042250270	1537	12/11/2020	926,000	925,198	925,198	100.090%
228	R9437790050	1537	10/19/2020	910,800	910,864	910,864	100.100%
229	R3610290370	1537	01/15/2021	916,000	913,179	913,179	100.310%
230	R3050100040	2041	11/17/2020	836,800	833,765	833,765	100.360%
231	R8059180200	26	01/15/2021	754,800	750,288	750,288	100.600%
232	R9024900212	1537	12/30/2020	908,000	901,655	901,655	100.700%
233	R6042250570	1537	02/25/2021	784,900	779,217	779,217	100.730%
234	R3482110130	2041	11/20/2020	1,149,600	1,140,154	1,140,154	100.830%
235	R6042250360	1537	11/20/2020	783,900	777,258	777,258	100.850%
236	R5125650320	2041	11/06/2020	722,200	715,898	715,898	100.880%
237	R5299000846	2041	10/15/2020	1,165,100	1,154,857	1,154,857	100.890%
238	R1624004135	2041	03/31/2021	768,900	762,074	762,074	100.900%
239	R4303000405	2041	10/26/2020	857,900	849,724	849,724	100.960%
240	R5125300230	2041	04/14/2021	1,011,400	1,000,688	1,000,688	101.070%
241	R8059180080	26	01/27/2021	957,800	947,106	947,106	101.130%
242	R3482100500	2041	12/04/2020	1,069,600	1,056,838	1,056,838	101.210%
243	R6042250700	1537	01/15/2021	795,100	784,752	784,752	101.320%
244	R6042250890	1537	10/16/2020	771,300	760,862	760,862	101.370%
245	R9391220400	1537	07/30/2021	1,392,400	1,372,873	1,372,873	101.420%
246	R8390001040	2041	11/06/2020	852,600	840,128	840,128	101.480%
247	R7569810120	1537	02/23/2021	725,800	714,358	714,358	101.600%
248	R5125660420	2041	10/09/2020	794,300	781,001	781,001	101.700%
249	R5538922270	2041	03/10/2021	1,003,500	986,414	986,414	101.730%
250	R9529190390	2041	10/21/2020	800,900	785,259	785,259	101.990%
251	R2336002745	2041	02/18/2021	829,900	813,333	813,333	102.040%
252	R8059180380	26	12/29/2020	1,161,800	1,138,132	1,138,132	102.080%
253	R7284410080	2041	10/29/2020	1,732,600	1,696,891	1,696,891	102.100%
254	R2039250560	2041	11/13/2020	1,134,200	1,108,806	1,108,806	102.290%
255	R5299001380	2041	08/27/2021	842,800	823,700	823,700	102.320%
256	R7104001730	2041	02/25/2021	827,800	808,119	808,119	102.440%
257	R1013009010	2041	07/16/2021	804,400	785,109	785,109	102.460%
258	R2884060500	2041	10/09/2020	731,000	712,947	712,947	102.530%
259	R5207000865	2041	08/31/2021	739,400	720,596	720,596	102.610%
260	R3482120240	2041	03/16/2021	1,044,700	1,018,004	1,018,004	102.620%
261	R3616680025	2041	09/02/2021	1,416,100	1,378,607	1,378,607	102.720%
262	R1607720040	2041	05/05/2021	912,200	887,873	887,873	102.740%
263	R3610290495	1537	12/15/2020	1,359,400	1,320,462	1,320,462	102.950%
264	R2825370280	2041	03/05/2021	719,100	698,388	698,388	102.970%
265	R2884060590	2041	08/27/2021	1,072,700	1,040,674	1,040,674	103.080%
266	S1014110030	2041	11/20/2020	1,020,400	987,371	987,371	103.350%
267	R7879270390	2041	11/16/2020	1,443,700	1,392,624	1,392,624	103.670%
268	R5935000054	2041	10/30/2020	840,900	810,581	810,581	103.740%
269	R7104000940	2041	07/21/2021	794,300	764,883	764,883	103.850%
270	R6042370260	1537	09/23/2021	911,800	877,993	877,993	103.850%
271	R1126002655	2041	06/25/2021	790,300	757,827	757,827	104.280%
272	R8464630020	1537	05/12/2021	715,200	683,580	683,580	104.630%
273	R9323650040	2041	04/05/2021	734,200	701,711	701,711	104.630%
274	R1073800235	1537	12/02/2020	838,100	800,768	800,768	104.660%
275	R3482110010	2041	01/28/2021	999,000	954,028	954,028	104.710%
276	R9227670040	2041	11/13/2020	834,000	794,993	794,993	104.910%
277	R9441000053	2041	07/01/2021	753,300	717,249	717,249	105.030%
278	R6876250395	2041	12/07/2020	839,300	798,121	798,121	105.160%
279	R1955061282	2041	06/11/2021	736,400	697,773	697,773	105.540%
280	R2348750340	2041	04/19/2021	764,600	724,438	724,438	105.540%
281	R3616760560	2041	12/08/2020	825,900	782,054	782,054	105.610%
282	R2690400080	2041	03/16/2021	986,200	933,031	933,031	105.700%
283	R6042250600	1537	01/14/2021	831,600	786,372	786,372	105.750%
284	R6042250650	1537	12/15/2020	781,500	738,458	738,458	105.830%
285	R5601000054	2041	08/24/2021	982,400	926,701	926,701	106.010%
286	R3558800040	2041	06/11/2021	823,000	776,262	776,262	106.020%
287	R3482120320	2041	05/28/2021	937,300	882,921	882,921	106.160%
288	R5098230045	2041	06/23/2021	906,300	853,057	853,057	106.240%
289	R6641120020	2041	09/15/2021	1,590,900	1,496,490	1,496,490	106.310%
290	R3482120360	2041	02/26/2021	1,079,800	1,015,585	1,015,585	106.320%
291	R6042250850	1537	11/18/2020	850,400	799,461	799,461	106.370%
292	R1132250165	2041	09/16/2021	840,400	788,979	788,979	106.520%
293	R6042250800	1537	11/04/2020	898,300	842,727	842,727	106.590%
294	R6641120160	2041	11/13/2020	1,062,600	995,833	995,833	106.700%
295	R3482100740	2041	10/08/2020	1,275,600	1,192,245	1,192,245	106.990%
296	S0612323400	1234	10/02/2020	1,366,800	1,277,451	1,277,451	106.990%
297	R7284760170	2041	09/17/2021	970,700	906,493	906,493	107.080%
298	R8227280240	2041	12/18/2020	781,700	729,320	729,320	107.180%

Boise Independent #1 - See Secondary Category(ies) Section below for details.

299	R1095490120	2041	03/31/2021	732,600	681,904	681,904	107.430%
300	R2825370200	2041	08/24/2021	726,700	675,928	675,928	107.510%
301	R6042250970	1537	08/30/2021	1,250,800	1,162,027	1,162,027	107.640%
302	R3581670100	2041	11/06/2020	1,057,000	979,096	979,096	107.960%
303	R2825370320	2041	03/31/2021	729,500	672,689	672,689	108.450%
304	R8992000124	2041	08/13/2021	772,700	712,260	712,260	108.490%
305	R4694500020	2041	04/15/2021	949,100	872,526	872,526	108.780%
306	R0523800100	1537	12/18/2020	882,700	810,355	810,355	108.930%
307	R2825370240	2041	01/21/2021	759,500	697,074	697,074	108.960%
308	R8390000530	2041	08/17/2021	725,200	664,960	664,960	109.060%
309	R6042250190	1537	04/13/2021	728,400	667,312	667,312	109.150%
310	R3616700260	2041	06/28/2021	887,200	810,936	810,936	109.400%
311	R4303000230	2041	07/20/2021	727,200	664,062	664,062	109.510%
312	R6042250680	1537	01/14/2021	824,500	752,346	752,346	109.590%
313	R2825370360	2041	05/04/2021	720,100	656,469	656,469	109.690%
314	R3482110050	2041	10/19/2020	1,075,300	979,366	979,366	109.800%
315	R7788580030	2041	11/16/2020	720,200	653,021	653,021	110.290%
316	R8059180240	26	07/12/2021	1,571,000	1,420,913	1,420,913	110.560%
317	R3482120520	2041	08/13/2021	919,400	830,951	830,951	110.640%
318	R2825370340	2041	04/15/2021	733,800	660,030	660,030	111.180%
319	R8059150280	26	07/26/2021	927,800	834,205	834,205	111.220%
320	R6637250060	2041	07/09/2021	931,800	836,407	836,407	111.410%
321	R2884010135	2041	08/12/2021	794,400	712,915	712,915	111.430%
322	R3482100430	2041	05/21/2021	1,083,000	971,655	971,655	111.460%
323	R0518000532	2041	12/09/2020	999,600	893,685	893,685	111.850%
324	R3482120420	2041	07/28/2021	1,068,200	951,457	951,457	112.270%
325	R3616670050	2041	11/23/2020	1,105,800	984,654	984,654	112.300%
326	R2825370260	2041	05/10/2021	733,800	652,860	652,860	112.400%
327	R5299000812	2041	05/04/2021	1,506,100	1,339,732	1,339,732	112.420%
328	R3856000100	2041	06/14/2021	1,513,500	1,341,818	1,341,818	112.790%
329	R3482120260	2041	04/23/2021	998,400	883,900	883,900	112.950%
330	R0518000825	2041	09/22/2021	807,300	714,025	714,025	113.060%
331	R2825370760	2041	08/23/2021	722,100	638,655	638,655	113.070%
332	R3482120500	2041	06/11/2021	899,500	794,506	794,506	113.220%
333	R3482120340	2041	04/09/2021	1,184,600	1,044,099	1,044,099	113.460%
334	R6042250590	1537	06/03/2021	869,500	766,088	766,088	113.500%
335	R6042250040	1537	03/24/2021	751,700	661,629	661,629	113.610%
336	R2336000135	2041	06/15/2021	886,100	779,001	779,001	113.750%
337	R3482120200	2041	04/06/2021	1,069,900	940,100	940,100	113.810%
338	R6042250670	1537	10/23/2020	1,014,900	890,695	890,695	113.940%
339	R2825370300	2041	03/29/2021	772,000	673,894	673,894	114.560%
340	R6042250050	1537	07/30/2021	843,200	734,871	734,871	114.740%
341	R7406000240	2041	12/18/2020	1,136,500	987,621	987,621	115.070%
342	R6042250110	1537	07/16/2021	730,100	633,374	633,374	115.270%
343	R3616640105	2041	09/24/2021	951,200	823,146	823,146	115.560%
344	R5299000455	2041	06/14/2021	1,600,000	1,376,223	1,376,223	116.260%
345	R6042250120	1537	06/28/2021	839,400	721,517	721,517	116.340%
346	R6042250100	1537	05/21/2021	811,400	697,222	697,222	116.380%
347	R6042250070	1537	09/10/2021	741,000	634,010	634,010	116.880%
348	R6042250230	1537	05/04/2021	828,500	704,766	704,766	117.560%
349	R3482120400	2041	08/20/2021	1,186,400	1,007,530	1,007,530	117.750%
350	R6042250610	1537	08/20/2021	782,200	662,317	662,317	118.100%
351	R3616560170	2041	02/12/2021	1,877,800	1,587,549	1,587,549	118.280%
352	R7777800170	2041	04/14/2021	807,600	682,287	682,287	118.370%
353	R1006830030	1537	02/01/2021	1,092,600	913,608	913,608	119.590%
354	R8059180140	26	09/09/2021	800,900	667,018	667,018	120.070%
355	R5134030215	2041	07/01/2021	763,800	635,108	635,108	120.260%
356	R3616250690	2041	10/14/2020	1,488,700	1,236,564	1,236,564	120.390%
357	R2825370620	2041	09/16/2021	763,300	627,886	627,886	121.570%
358	R7997000305	2041	08/31/2021	988,500	812,582	812,582	121.650%
359	R3482120380	2041	05/14/2021	1,037,600	848,276	848,276	122.320%
360	R8059180020	26	05/18/2021	1,075,200	877,332	877,332	122.550%
361	R3641750001	2041	07/02/2021	784,300	634,525	634,525	123.600%
362	R3482100150	2041	08/31/2021	1,140,800	921,022	921,022	123.860%
363	R8222700096	1537	10/22/2020	860,800	693,809	693,809	124.070%
364	R1955011005	2041	08/25/2021	829,800	667,417	667,417	124.330%
365	R6042250280	1537	09/28/2021	742,900	593,636	593,636	125.140%
366	R2336000890	2041	08/25/2021	947,500	756,782	756,782	125.200%
367	R0850410060	1537	09/27/2021	1,667,200	1,327,780	1,327,780	125.560%
368	R3641750006	2041	09/22/2021	801,100	627,714	627,714	127.620%
369	R3482120180	2041	07/21/2021	1,208,500	933,158	933,158	129.510%
370	R5125630110	2041	09/20/2021	722,100	556,549	556,549	129.750%
371	R82227280290	2041	04/05/2021	968,800	738,005	738,005	131.270%
372	R6042250250	1537	05/18/2021	835,700	634,016	634,016	131.810%
373	R1035230260	2041	08/03/2021	843,000	610,265	610,265	138.140%

Boise Independent #1 - See Secondary Category(ies) Section below for details.

374 R3482100170	2041	08/07/2021	1,178,000	847,788	847,788	138.950%
-----------------	------	------------	-----------	---------	---------	----------